



## Notice of Meeting and Agenda

**Humboldt County Fair Association**  
Meeting of the Governing Board  
**Finance Committee**

**Tuesday, April 21, 2026, at 8:30 am**  
In-Person - Board Room

### AGENDA

#### 1. CALL TO ORDER

#### 2. ROLL CALL

\_\_\_ Clint Duey, Chair \_\_\_ Andy Titus (“Ex officio”) \_\_\_ Greg Gomes \_\_\_ Lawrence Dwight \_\_\_  
Ben Hawk \_\_\_ Darren Hansen

#### 3. PUBLIC COMMENT ON NON-AGENDA ITEMS

This time is provided for members of the public to address the Committee or to submit written communications not on this agenda. Comments are restricted to three (3) minutes per speaker and unused time shall not be transferred to other speakers. Board Members may respond to statements however the Committee cannot discuss or take action on a matter not listed on the agenda.

#### 4. ADMINISTRATIVE ITEMS

Matters under Administrative Items are considered routine by the Executive Committee and will be enacted by one motion unless a specific request is received by a director or a member of the public. The Administrative Items will not be read. There will be no discussion of the items unless pulled for discussion.

#### 5. NEW BUSINESS ITEMS

- A. Review Financial Reports Presented for Recommendation to HCFA Board of Directors to Receive and File, Make Recommendations to Staff as Appropriate.
  - a. Review March 2026 KPI Monthly Report
  - b. Review 2026 Quarterly KPI Report
  - c. Review March 2026 Reconciliation Report
  - d. Review April Statement of Activity and Statement of Financial Position

#### 6. OLD BUSINESS ITEMS

#### 7. ADJOURN

*All agenda items are subject to discussion and possible action.*

Notice: This agenda has been posted at least seventy-two (72) hours prior to the meeting in a location freely accessible to members of the public, in accordance with the Brown Act. The full agenda packet is also available on the Fair Association’s website at <https://www.humboldtcountyfair.org/>. For items appearing on the agenda, the public is invited to make comments at the time the item comes up for consideration by the Board or Committee. The Chair will call for public comment as each item is heard by the Board or Committee. For items not appearing on the agenda, the public is invited to make comments during the Public Comment period for non-agenda items. All speakers are invited to state their names but are not required to do so. If you wish to submit written material at the meeting, please supply 10 copies. Americans with Disabilities Act: Individuals requiring special accommodations to participate in this meeting are requested to contact the Fair Association Office at (707) 786-9511. Notification 48 hours prior to the meeting will enable the Fair Association to make reasonable arrangements to ensure accessibility to this meeting.

Humboldt County Fair Association

# MONTHLY REPORT

## March 2026



Printed 4/15/26

Prepared by:



THE  
**Lighthouse**  
GROUP

## Monthly Report Purpose

# A visual understanding of data.

This monthly financial report provides business insights for Humboldt County Fair Association. Objective is to show the financial health and performance for March 2026 focusing on profitability, efficiency and liquidity.

It includes all the relevant information at your fingertips, offering the ability to visualize and analyze key financial data, uncover fresh insights, spot vital financial trends, identify strengths and weaknesses and improve communication throughout the organization.

The report also admits the fact that some analysis conducted has limitations because of the vast amounts of variables that may be related or unrelated to the business.

**P&L statement:** This indicates the revenue a business earned over a certain period of time and shows a business's profitability. It includes a net income equal to the revenues and gains minus the expenses and losses.

**Balance sheet:** This displays a business's financial status at the end of a certain time period. It offers an overview of a business's liabilities, assets, and shareholder equity.

**Cash flow statement:** Details a business's cash flows during certain time periods and indicates if a business made or lost cash during that period of time.

## Takeaways

---

March 2026: Net Profit was -\$45.1k.

March 2026: Bank Accounts were \$512.3k.

March 2026: Net Cash Increase For Period was -\$56.4k.

March 2026: Net Assets were \$1.6m.

March 2026: Current Ratio was 29.16.

# Profit & Loss

The profit and loss (P&L) summarizes the revenues, costs, and expenses incurred through January 2026 - March 2026. The P&L statement is synonymous with the income statement. These records provide information about Humboldt County Fair Association's ability or inability to generate profit by increasing revenue, reducing costs, or both.

## Net Profit (\$45.1k)



March 2026: Net Profit was \$17.1k lower than February 2026.

### (399%)

Operating Profit Margin

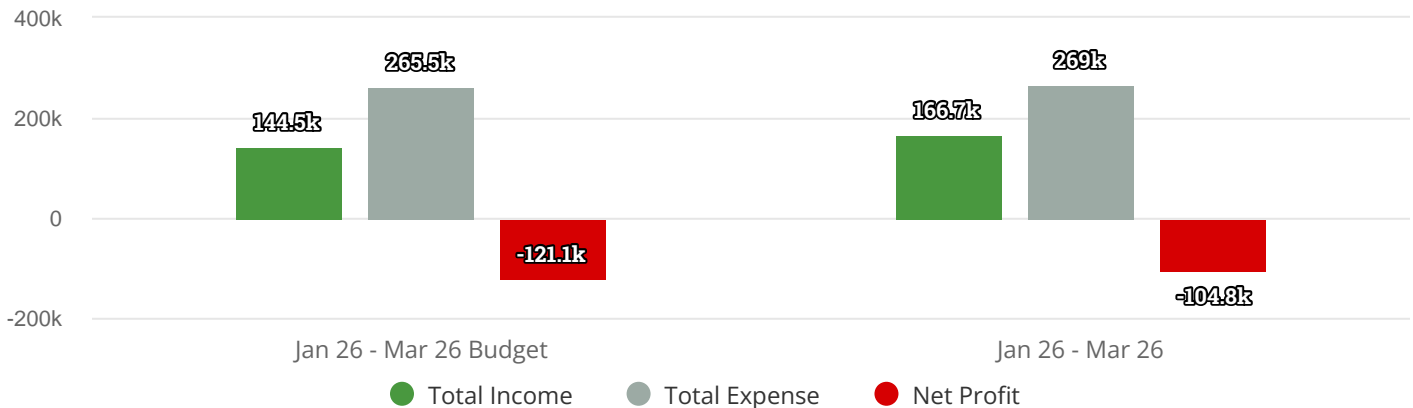
### (141%)

Net Profit Margin

## Trailing Twelve Months (TTM)

	Mar 26	Fiscal YTD	TTM
Income	32,050	166,659	1,421,705
Total Expense	76,464	269,033	1,486,184
Net Operating Income	-44,414	-102,374	-64,479
Total Other Income	0	0	1,430,923
Total Other Expense	689	2,396	1,473,016
<b>Net Profit</b>	<b>-45,103</b>	<b>-104,770</b>	<b>-106,573</b>

## Revenue and Expense



**Total Income**

### \$32.1k

Mar26 Total income was \$11k, or 54% higher than Feb26. This was primarily due to a \$5k increase in building rental and a \$4k increase in RV camping revenue.

**Total Expense**

### \$77.2k

Mar26 total expenses were \$28k, or 58%, lower than Feb26. This was primarily due to a \$16k increase in general liability insurance.

**Total YTD Income**

### \$166.7k

Total YTD Income through Mar26 was \$44k, or 36%, greater than the PY. This was due to the launch of winter fair activities in the CY.

**Total YTD Expense**

### \$271.4k

Total YTD Expense through Mar26 was \$43k, or 19%, greater than the PY. This was primarily due to the launch of winter fair activities in the CY.

\* Please note that these total income and expense figures noted directly above include operating income and expenses and other income and expenses

The information contained in this report is provided for informational purposes only and is not intended to substitute for obtaining accounting, tax, or financial advice from a professional accountant. Any tax advice contained in this report is not intended to be used for the purpose of avoiding penalties under tax law. While we use reasonable efforts to furnish accurate and up-to-date information, we do not warrant that any information contained in or made available through this report is accurate, complete, reliable, current or error-free. We assume no liability or responsibility for any errors or omissions in the content of this report or delivered information.


# Cash Management

The cash management report provides you with a quick overview of Humboldt County Fair Association's liquidity and current cash flow situation which is critical to keep finances flowing across the organization.

## \$512.3k

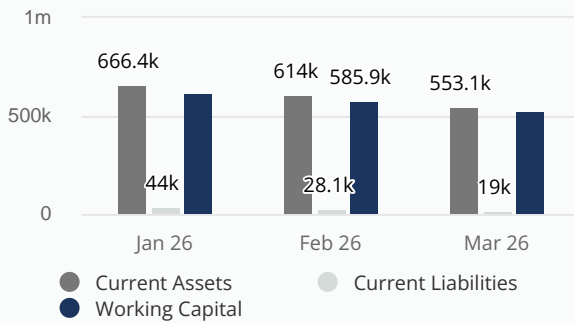
### Bank Accounts

#### Net Change in Cash:



March 2026: Bank Accounts were \$57.3k lower than February 2026.

## Working Capital



## Current Ratio

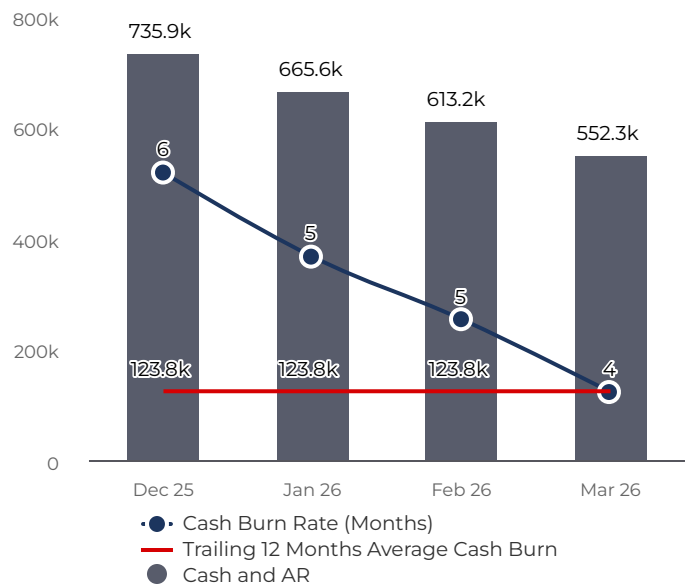
	Mar 26
Current Assets	\$553,071
Current Liabilities	\$18,969
Current Ratio	▲ 29.16

A strong current ratio, depending on the industry, is between 1.2 and 2. Anything below 1 is problematic as this means that the company does not have enough current/liquid assets to cover all of their current liabilities.

# Cash Burn

Cash Burn measures the level of monthly spending a company has on its overall operations. Zero Cash Date implies the predicted future date after which a company will run out of money without any new cash inflows.

	Apr 25 - Mar 26
<b>Zero Cash Date</b>	<b>08/15/2026</b>
*assumption: no additional cash inflows	
<b>Annual Average Cash Burn</b>	<b>123,849</b>
<b>Cash Burn Rate (Months)</b>	<b>4</b>
Cash Balance	513,818
Accounts Receivable	38,445
<b>Total Cash</b>	<b>552,263</b>
TTM Cash Burn	1,486,184
TTM Income	1,421,705
Difference	-64,479



The information contained in this report is provided for informational purposes only and is not intended to substitute for obtaining accounting, tax, or financial advice from a professional accountant. Any tax advice contained in this report is not intended to be used for the purpose of avoiding penalties under tax law. While we use reasonable efforts to furnish accurate and up-to-date information, we do not warrant that any information contained in or made available through this report is accurate, complete, reliable, current or error-free. We assume no liability or responsibility for any errors or omissions in the content of this report or delivered information.

# Financial Performance

An overview of how efficiently Humboldt County Fair Association is spending capital while providing a snapshot of the main metrics on Humboldt County Fair Association's balance sheet. In the TTM as seen above, the Fair generated \$2.9M of revenue against \$2.9M of expenses, suggesting strong performance over the previous year as well as financial stability and sustainably moving forward.

Accounts Receivable  
**\$38.4k**



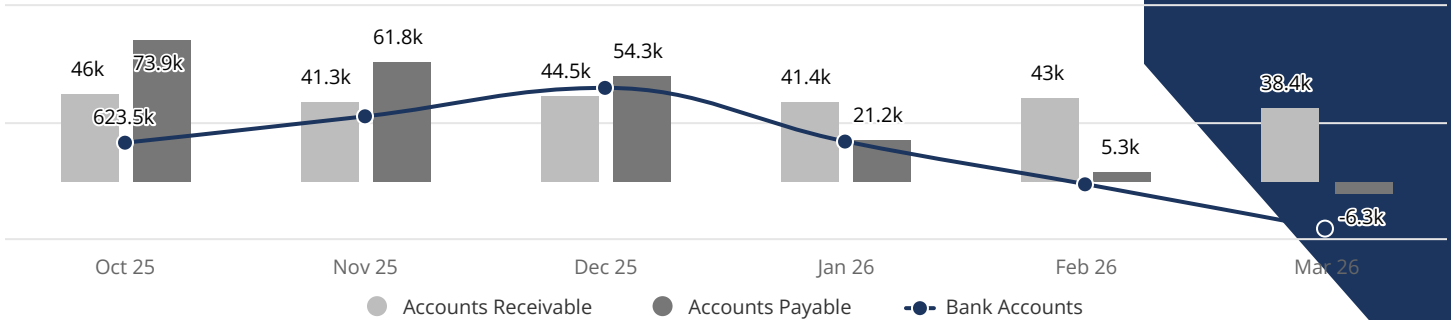
March 2026: Accounts Receivable were \$4,529 lower than February 2026.

Accounts Payable  
**(\$6.3k)**



March 2026: Accounts Payable were \$11,594 lower than February 2026.

## Accounts Receivable/ Accounts Payable and Bank Accounts



## Return on Assets (ROA)

The Return on Assets (ROA) percentage indicates how well your business manages its balance sheet to generate profits. While there's no universal standard for nonprofits, a positive ROA is generally considered a good benchmark. An ROA of 2 or higher is often seen as strong performance, meaning that for every dollar invested, the organization generates two dollars in revenue. In March 2026, the Organization's ROA was -6.17%, experiencing a slight decrease from the PY.

	Jan 25 - Mar 25	Jan 26 - Mar 26
Assets	1,724,201	1,699,024
Net Profit	-105,833	-104,770
<b>ROA</b>	<b>-6.14%</b>	<b>-6.17%</b>

## Return on Net Assets (RONA)

RONA percentage indicates how efficient an organization is at generating growth from its net assets. This metric helps nonprofits understand how well they are leveraging their resources to fulfill their mission and generate revenue. While there isn't a universally accepted benchmark for RONA, organizations should aim for a positive and increasing RONA. In March 2026, the organization's RONA slightly decreased to -6.61%.

	Jan 25 - Mar 25	Jan 26 - Mar 26
Net Assets	1,692,060	1,585,487
Net Profit	-105,833	-104,770
<b>ROE</b>	<b>-6.25%</b>	<b>-6.61%</b>

## Operating Reserve Ratio

The Operating Reserve Ratio indicates how long a nonprofit could keep running if existing revenue streams were cut off. It is calculated by dividing the organization's savings (unrestricted net assets) by its annual operating expenses. A higher ratio indicates that the nonprofit has a larger financial cushion to handle unexpected challenges or changes in circumstances. In March, the Organization's ratio was down from the PY, at 3.40.

	Jan 25 - Mar 25	Jan 26 - Mar 26
Unrestricted Net Assets	913,560	913,560
Total Operating Expenses	228,163	269,033
<b>Operating Reserve Ratio</b>	<b>4.00</b>	<b>3.40</b>

The information contained in this report is provided for informational purposes only and is not intended to substitute for obtaining accounting, tax, or financial advice from a professional accountant. Any tax advice contained in this report is not intended to be used for the purpose of avoiding penalties under tax law. While we use reasonable efforts to furnish accurate and up-to-date information, we do not warrant that any information contained in or made available through this report is accurate, complete, reliable, current or error-free. We assume no liability or responsibility for any errors or omissions in the content of this report or delivered information.

# Profit and Loss

## Humboldt County Fair Association

	Mar 26	2026 Budget	YTD	Remaining Budget
<b>Income</b>				
31200 Local (Base) Allocation		90,000		90,000
39000 Winter Fair Revenue				
39010 Ice Rink Admissions		122,368	28,884	93,484
39011 Discounted Ice Rink Admissions		21,234	6,370	14,864
39020 SLS Tour Admissions		9,979	128	9,851
39030 Tree Auction Sales		3,678		3,678
39032 Winter Bar Sales		1,519	813	706
39050 Winter Sponsorships		40,003	3,000	37,003
39090 Winter Misc Revenue		57,715	4,367	53,348
<b>Total 39000 Winter Fair Revenue</b>		<b>256,360</b>	<b>43,527</b>	<b>212,834</b>
41000 Admission Revenue				
41010 Regular Fair Admissions		197,321		197,321
41020 Discounted Fair Admissions		29,989		29,989
41025 Etix Processing Fees - Collected		10,069		10,069
41030 JL Wristbands		12,787		12,787
<b>Total 41000 Admission Revenue</b>		<b>250,165</b>		<b>250,165</b>
41500 Commercial Space Revenue				
41510 Outside Commercial Space		24,270		24,270
41520 Inside Commercial Space		18,950		18,950
<b>Total 41500 Commercial Space Revenue</b>		<b>43,220</b>		<b>43,220</b>
42100 Carnival Revenue				
42101 Regular Carnival Revenue		46,371		46,371
42110 Pre-Sale Carnival Revenue		44,139		44,139
<b>Total 42100 Carnival Revenue</b>		<b>90,510</b>		<b>90,510</b>
42200 Concessions Revenue				
42201 Food Concessions		100,695		100,695
42250 Alcohol Concessions		83,118		83,118
42300 Non-Food Concessions		1,332		1,332
<b>Total 42200 Concessions Revenue</b>		<b>185,146</b>		<b>185,146</b>
43000 Exhibits Revenue				
43100 Entry Fees		26,110		26,110
43200 Donated & Sponsored Awards	25	19,829	25	19,804
43500 Junior Livestock Exhibit Revenue		2,151		2,151
<b>Total 43000 Exhibits Revenue</b>	<b>25</b>	<b>48,595</b>	<b>25</b>	<b>48,570</b>
45000 Horse Racing Revenue				
45500 Other Live Racing Revenue	3	579	51	528
<b>Total 45000 Horse Racing Revenue</b>	<b>3</b>	<b>579</b>	<b>51</b>	<b>528</b>
47000 Miscellaneous Fair Revenue				
47100 Fair Parking		67,334		67,334
47200 Jr. Fair Board		505		505
47700 JL Camping Fees		8,918		8,918
47800 Sponsorships		103,530		103,530
47900 Other Miscellaneous Fair Revenue				
47901 Art Sales		533		533
47902 Fair Merchandise		1,496		1,496

The information contained in this report is provided for informational purposes only and is not intended to substitute for obtaining accounting, tax, or financial advice from a professional accountant. Any tax advice contained in this report is not intended to be used for the purpose of avoiding penalties under tax law. While we use reasonable efforts to furnish accurate and up-to-date information, we do not warrant that any information contained in or made available through this report is accurate, complete, reliable, current or error-free. We assume no liability or responsibility for any errors or omissions in the content of this report or delivered information.

# Profit and Loss

## Humboldt County Fair Association

	Mar 26	2026 Budget	YTD	Remaining Budget
47903 Vendor Application Fee	840	2,000	1,040	960
47904 Vendor Concession Commissions	521	1,929	521	1,408
47905 Special Fair Event		12,957		12,957
47907 Chili Cookoff		11,349		11,349
47908 Other Fair Time Camping		9,702		9,702
<b>Total 47900 Other Miscellaneous Fair Revenue</b>	<b>1,361</b>	<b>39,966</b>	<b>1,561</b>	<b>38,405</b>
<b>Total 47000 Miscellaneous Fair Revenue</b>		<b>179,782</b>		<b>179,782</b>
47005 Miscellaneous Non-Fair Programs		45,425		45,425
<b>Total 47005 Miscellaneous Non-Fair Programs</b>	<b>25</b>	<b>54,859</b>	<b>3,921</b>	<b>50,938</b>
48000 Interim Revenue				
48100 Rental of Buildings	10,600	86,826	32,100	54,726
48105 Arlington Rental Revenue	935	11,220	2,805	8,415
48200 Grounds Rental	840	22,127	870	21,257
48201 RV Camping Interim Revenue	6,025	81,579	9,813	71,766
48202 Stall & Arena Rental Income	4,950	23,628	13,555	10,073
48203 RV & Boat Storage	4,699	42,256	15,174	27,082
48300 Equipment Rentals		3,549	505	3,044
47006 Interim Concession Revenue	25	9,298	3,921	5,377
48500 Interim Utility & Other Reimbursements	5	95	5	90
48503 Insurance Processing Fee		751	40	711
48505 Event Venue Guidebook		2,040		2,040
47008 Interim Parking Revenue		137		137
48700 Other Interim Revenues	3,465		3,465	-3,465
<b>Total 48000 Interim Revenue</b>	<b>31,518</b>	<b>274,070</b>	<b>78,331</b>	<b>195,739</b>
49500 Other Operating Revenue		9,821		9,821
49510 Interest Earnings	238		763	-763
49520 Non-Fair Donations & Sponsorships		6,510	750	5,760
49540 Other Operating Revenue		53,025	39,500	13,525
49550 Prior Year Revenue		-22,570		-22,570
<b>Total 49500 Other Operating Revenue</b>	<b>238</b>	<b>46,786</b>	<b>41,013</b>	<b>5,773</b>
Discounts given	-1,120	-21,288	-1,770	-19,518
<b>Total Income</b>	<b>32,050</b>	<b>1,538,749</b>	<b>166,659</b>	<b>1,372,091</b>
Cost of Goods Sold				
<b>Total Cost of Goods Sold</b>				
Gross Profit	32,050	1,538,749	166,659	1,372,091
Expense				
50000 Administration Expense				
50100 Admin Salaries - Permanent	14,104	210,333	46,937	163,396
50320 Admin Payroll Taxes	1,195	17,982	4,704	13,278
50325 Penalty/Prior Year Payroll Taxes		747		747
<b>Total 50320 Admin Payroll Taxes</b>	<b>1,195</b>	<b>17,982</b>	<b>4,704</b>	<b>13,278</b>
50330 Admin Worker's Comp Insurance	2,015	13,502	3,023	10,479
50400 Admin Contracted Professional Services	3,520	52,659	10,520	42,139
50500 Directors' Expenses		58		58
50600 Employee Travel, Recruitment & Training		10,301	1,608	8,693
50700 Office Supplies	634	8,243	699	7,544

The information contained in this report is provided for informational purposes only and is not intended to substitute for obtaining accounting, tax, or financial advice from a professional accountant. Any tax advice contained in this report is not intended to be used for the purpose of avoiding penalties under tax law. While we use reasonable efforts to furnish accurate and up-to-date information, we do not warrant that any information contained in or made available through this report is accurate, complete, reliable, current or error-free. We assume no liability or responsibility for any errors or omissions in the content of this report or delivered information.

# Profit and Loss

## Humboldt County Fair Association

	Mar 26	2026 Budget	YTD	Remaining Budget
50701 Computer Software & Supplies	639	25,531	2,699	22,832
50702 Credit Card & Bank Fees	764	30,764	4,522	26,242
50703 QuickBooks CC Payments Fees	602	6,160	1,266	4,894
50705 Office Equipment Expense	218	1,846	326	1,520
50800 Postage	303	3,518	590	2,929
50801 Telephone / Internet	3,144	26,030	5,683	20,347
50900 Dues & Subscriptions	193	5,775	295	5,480
51000 Insurance (General Liability)	16,183	74,171	24,274	49,897
51010 Insurance (Vehicle)		4,478		4,478
51050 Property Taxes		18,618		18,618
<b>Total 50000 Administration Expense</b>	<b>43,513</b>	<b>510,716</b>	<b>107,146</b>	<b>403,570</b>
52000 Maintenance & General Operations				
52100 Maint Salaries - Permanent	6,892	117,902	24,877	93,025
52200 Maint Salaries - Temporary		30,061		30,061
52220 Maintenance Payroll Taxes	666	15,195	2,742	12,452
52230 Maintenance Worker's Comp Insurance	2,415	17,796	3,623	14,173
52300 Maint Contracted Professional Services	72	19,573	1,386	18,187
52400 Grounds & Vehicle Registration & Compliance	1,029	4,998	2,504	2,494
52500 Maintenance Equipment Rental	3,930	8,960	3,930	5,030
52600 Heat	1,160	14,276	3,977	10,299
52800 Power	3,980	75,477	25,936	49,541
52802 Water	2,735	34,892	14,242	20,651
52900 Equipment Maintenance	164	10,235	1,000	9,236
53000 Buildings & Grounds Maintenance	49	27,162	145	27,017
53150 RV Camping Expense		1,284		1,284
<b>Total 53000 Buildings &amp; Grounds Maintenance</b>	<b>49</b>	<b>27,162</b>	<b>145</b>	<b>27,017</b>
53100 Trash Removal, Clean-up		26,143	2,143	24,000
53200 Maintenance Supplies	2,762	26,137	3,245	22,892
53300 Special Repairs Under \$5K		5,594		5,594
<b>Total 52000 Maintenance &amp; General Operations</b>	<b>25,855</b>	<b>437,724</b>	<b>89,751</b>	<b>347,973</b>
54000 Publicity Expenses				
54400 Advertising Expense	25	31,174	152	31,022
<b>Total 54000 Publicity Expenses</b>	<b>25</b>	<b>31,174</b>	<b>152</b>	<b>31,022</b>
56000 Attendance Expense				
56101 Attendance Salaries - Temporary		23,470		23,470
56120 Attendance Payroll Taxes		3,068		3,068
56200 Attendance Contracted Professional Services		34,034		34,034
56300 Attendance Supplies		1,651		1,651
56401 Attendance Rentals-Tent, Restrooms, other		6,184		6,184
56410 Electronic Ticketing Fees		12,345		12,345
<b>Total 56000 Attendance Expense</b>		<b>80,752</b>		<b>80,752</b>
57000 Miscellaneous Fair Expense				
57100 Parking Contracted Services		24,000		24,000
57150 Chili Cook Off Expense		1,670		1,670
57200 Fair Bar Expenses				
57210 Bartender-Temporary		18,263	444	17,819

The information contained in this report is provided for informational purposes only and is not intended to substitute for obtaining accounting, tax, or financial advice from a professional accountant. Any tax advice contained in this report is not intended to be used for the purpose of avoiding penalties under tax law. While we use reasonable efforts to furnish accurate and up-to-date information, we do not warrant that any information contained in or made available through this report is accurate, complete, reliable, current or error-free. We assume no liability or responsibility for any errors or omissions in the content of this report or delivered information.

# Profit and Loss

## Humboldt County Fair Association

	Mar 26	2026 Budget	YTD	Remaining Budget
57220 Bartender Payroll Taxes		1,205	56	1,149
57230 Fair Bar Alcohol		14,075		14,075
57240 Fair Bar Other		6,644		6,644
57250 Fair Bar Permits, Licensing & Registration		604		604
<b>Total 57200 Fair Bar Expenses</b>		<b>40,791</b>	<b>500</b>	<b>40,290</b>
57300 Fair Merchandise Expense		3,337		3,337
57700 Sponsorship Expense	105	19,792	1,609	18,183
57800 Other Misc Fair Expense		2,551		2,551
57801 Fair Time Equipment Rentals		1,682		1,682
57900 Commercial Exh & Concessions Expense		9,539		9,539
80040 EMT/First Responder Salaries-Temporary		1,155		1,155
80050 EMT/First Responder Payroll Taxes		144		144
<b>Total 57000 Miscellaneous Fair Expense</b>	<b>105</b>	<b>63,869</b>	<b>1,609</b>	<b>62,260</b>
58000 Premium Expense				
58100 Cash Premium Awards		18,302		18,302
58200 Exhibit Awards (trophies, ribbons)		15,919		15,919
58500 Other Premium Expense		34		34
<b>Total 58000 Premium Expense</b>		<b>34,255</b>		<b>34,255</b>
63000 Exhibits Expense				
63101 Exhibits Salaries - Temporary		21,196		21,196
63120 Exhibits Payroll Taxes		3,079		3,079
63200 Judges		5,041		5,041
63300 Exhibits Contracted Professional Services		14,000		14,000
63400 Exhibit Supplies		482		482
63700 Other Exhibits Expense		12,725		12,725
<b>Total 63000 Exhibits Expense</b>		<b>56,522</b>		<b>56,522</b>
65000 Horse Racing Expense				
65210 Horse Racing Employee Benefits (ER share)		3,593		3,593
65300 Horse Racing Contracted Professional Services			799	-799
65800 Other Horse Racing Expense		68		68
<b>Total 65000 Horse Racing Expense</b>		<b>3,661</b>	<b>799</b>	<b>2,863</b>
66000 Fair Entertainment Expense				
66200 Fair Entertainment Contracted Professional Services		52,680		52,680
66600 Grandstands Entertainment		15,389		15,389
66700 Other Fair Entertainment Expense		2,373		2,373
<b>Total 66000 Fair Entertainment Expense</b>		<b>70,441</b>		<b>70,441</b>
66009 Misc. Non Fair Events		44,200		44,200
<b>Total 66009 Misc. Non Fair Events</b>		<b>44,200</b>		<b>44,200</b>
67000 Winter Fair Expenses				
67010 Winter Equipment Purchases		1,358		1,358
67011 Winter Equipment Rental		49,109	28,062	21,047
67020 Winter Bar Expenses			80	-80
67030 Winter Merch Expenses		1,786		1,786
67040 Winter Tree Expenses		477		477
67050 Winter Decorations Expense		3,157		3,157
67060 Winter Event Salaries - Temporary	3,878	29,184	33,415	-4,231

The information contained in this report is provided for informational purposes only and is not intended to substitute for obtaining accounting, tax, or financial advice from a professional accountant. Any tax advice contained in this report is not intended to be used for the purpose of avoiding penalties under tax law. While we use reasonable efforts to furnish accurate and up-to-date information, we do not warrant that any information contained in or made available through this report is accurate, complete, reliable, current or error-free. We assume no liability or responsibility for any errors or omissions in the content of this report or delivered information.

# Profit and Loss

## Humboldt County Fair Association

	Mar 26	2026 Budget	YTD	Remaining Budget
67061 Winter Event Payroll Taxes	491	3,532	4,227	-696
67070 Winter Event Marketing Expense		5,520	183	5,337
67090 Winter Misc Expenses		66,067	447	65,621
<b>Total 67000 Winter Fair Expenses</b>	<b>4,368</b>	<b>160,190</b>	<b>66,414</b>	<b>93,775</b>
72300 Major Equipment Purchases under \$5K	2,597		2,597	-2,597
<b>Total Expense</b>	<b>76,464</b>	<b>1,544,117</b>	<b>269,033</b>	<b>1,275,085</b>
Net Operating Income	-44,414	-5,368	-102,374	97,006
Other Income				
49600 Auction Revenues				
49605 JLA Revenues				
49700 JLA Miscellaneous Revenue				
49760 JLA Other Revenue		1,575		1,575
49740 JLA BBQ Presale Income		12,495		12,495
<b>Total 49700 JLA Miscellaneous Revenue</b>		<b>22,743</b>		<b>22,743</b>
49705 JLA Add-ons		133,100		133,100
49730 JLA Harvesting Fee's & Fine Processing Collected		30,088		30,088
49750 JLA BBQ Presale Credit Card Income		3,759		3,759
49800 JLA During Fair BBQ Income		4,914		4,914
49812 JLA Buyer Income				
49612 JLA Auction Commission		80,093		80,093
49820 JLA Buyer Payments		1,155,401		1,155,401
<b>Total 49820 JLA Buyer Payments</b>		<b>1,155,401</b>		<b>1,155,401</b>
<b>Total 49605 JLA Revenues</b>		<b>1,388,624</b>		<b>1,388,624</b>
49710 Veggie Auction Revenue		61,110		61,110
49720 Veggie Add-ons		8,925		8,925
49611 Veggie Auction Commission		6,670		6,670
<b>Total 49710 Veggie Auction Revenue</b>		<b>61,110</b>		<b>61,110</b>
<b>Total 49600 Auction Revenues</b>		<b>1,411,367</b>		<b>1,411,367</b>
49610 Auction Commission				
<b>Total 49610 Auction Commission</b>		<b>86,763</b>		<b>86,763</b>
<b>Total Other Income</b>		<b>1,498,130</b>		<b>1,498,130</b>
Other Expense				
95000 Junior Livestock Auction Expenses				
95100 JLA - Contracted Services		43,163		43,163
95200 JLA - Supplies	689	12,144	2,396	9,748
95400 JLA Scholarship Expense		2,100		2,100
95500 JLA Seller Expenditures				
95500.4 JLA Seller Payments		1,350,479		1,350,479
<b>Total 95500 JLA Seller Expenditures</b>		<b>1,350,479</b>		<b>1,350,479</b>
96000 JLA BBQ Expense		19,459		19,459
<b>Total 95000 Junior Livestock Auction Expenses</b>	<b>689</b>	<b>1,427,345</b>	<b>2,396</b>	<b>1,424,949</b>
<b>Total Other Expense</b>	<b>689</b>	<b>1,427,345</b>	<b>2,396</b>	<b>1,424,949</b>
Net Profit	-45,103	65,418	-104,770	170,188

The information contained in this report is provided for informational purposes only and is not intended to substitute for obtaining accounting, tax, or financial advice from a professional accountant. Any tax advice contained in this report is not intended to be used for the purpose of avoiding penalties under tax law. While we use reasonable efforts to furnish accurate and up-to-date information, we do not warrant that any information contained in or made available through this report is accurate, complete, reliable, current or error-free. We assume no liability or responsibility for any errors or omissions in the content of this report or delivered information.

# Balance Sheet

## Humboldt County Fair Association

	Mar 26	Feb 26	CM vs PM \$ Variance	Mar 25	CY vs PY \$ Variance
<b>Assets</b>					
Current Assets					
Bank Accounts					
11000 Cash - Unrestricted					
11300 US Bank Operating Acct (#4664)	309,050	359,155	-50,106	276,343	32,706
11400 US Bank Premium Acct (#4854)	537	537		537	
<b>Total 11000 Cash - Unrestricted</b>	<b>309,587</b>	<b>359,693</b>	<b>-50,106</b>	<b>276,881</b>	<b>32,706</b>
12000 Cash - Restricted					
12004 Certificates of Deposit	86,363	86,125	238		86,363
12100 US Bank Dairy Heifer Replacement (#0027)	11,910	11,910		10,432	1,478
12200 US Bank JLA Custodial Acct (#4648)	14,509	101,330	-86,822	100,021	-85,512
12300 US Bank JLA Operating (#5548)	85,750	6,346	79,404	77,218	8,532
<b>Total 12000 Cash - Restricted</b>	<b>198,532</b>	<b>205,711</b>	<b>-7,179</b>	<b>187,672</b>	<b>10,860</b>
12500 Petty Cash	1,226	1,226		655	571
<b>Total 12500 Petty Cash</b>	<b>1,226</b>	<b>1,226</b>		<b>655</b>	<b>571</b>
67092 Winter Fair Petty Cash	3,000	3,000			3,000
<b>Total Bank Accounts</b>	<b>512,345</b>	<b>569,630</b>	<b>-57,285</b>	<b>465,207</b>	<b>47,137</b>
Accounts Receivable					
13100 Accounts Receivable (A/R)	38,445	42,974	-4,529	127,598	-89,153
<b>Total Accounts Receivable</b>	<b>38,445</b>	<b>42,974</b>	<b>-4,529</b>	<b>127,598</b>	<b>-89,153</b>
Other Current Assets					
12800 Payments to deposit	1,474	621	852	6,538	-5,065
Credit Card Receivables	808	808		719	90
Prepaid Expenses				1,446	-1,446
<b>Total Other Current Assets</b>	<b>2,282</b>	<b>1,430</b>	<b>852</b>	<b>8,704</b>	<b>-6,422</b>
<b>Total Current Assets</b>	<b>553,071</b>	<b>614,033</b>	<b>-60,962</b>	<b>601,509</b>	<b>-48,438</b>
Fixed Assets					
19200 Buildings & Improvements	4,594,026	4,594,026		4,459,452	134,574
19201 Accumulated Depreciation-Building & Improvements	-4,037,537	-4,037,537		-3,984,302	-53,235
19300 Equipment	242,422	242,422		242,422	
19301 Accumulated depreciation-Equipment	-242,422	-242,422		-242,422	
19500 Leasehold Improvements	1,079,112	1,079,112		944,303	134,809
19501 Accumulated Depreciation-Leasehold Improvements	-489,648	-489,648		-431,570	-58,079
19502 Eco Green Project (PGE)				134,809	-134,809
<b>Total Fixed Assets</b>	<b>1,145,953</b>	<b>1,145,953</b>		<b>1,122,692</b>	<b>23,261</b>
Other Assets					
<b>Total Other Assets</b>					
<b>Total Assets</b>	<b>1,699,024</b>	<b>1,759,986</b>	<b>-60,962</b>	<b>1,724,201</b>	<b>-25,177</b>
<b>Liabilities and Equity</b>					
Liabilities					
Current Liabilities					

The information contained in this report is provided for informational purposes only and is not intended to substitute for obtaining accounting, tax, or financial advice from a professional accountant. Any tax advice contained in this report is not intended to be used for the purpose of avoiding penalties under tax law. While we use reasonable efforts to furnish accurate and up-to-date information, we do not warrant that any information contained in or made available through this report is accurate, complete, reliable, current or error-free. We assume no liability or responsibility for any errors or omissions in the content of this report or delivered information.

# Balance Sheet

## Humboldt County Fair Association

	Mar 26	Feb 26	CM vs PM \$ Variance	Mar 25	CY vs PY \$ Variance
Accounts Payable					
21200 Accounts Payable (A/P)	-6,327	5,267	-11,594	15,221	-21,548
<b>Total Accounts Payable</b>	<b>-6,327</b>	<b>5,267</b>	<b>-11,594</b>	<b>15,221</b>	<b>-21,548</b>
Credit Card					
21610 US Bank CC 2818	3,109	-105	3,214	2,118	991
<b>Total Credit Card</b>	<b>3,109</b>	<b>-105</b>	<b>3,214</b>	<b>2,118</b>	<b>991</b>
Other Current Liabilities					
21000 TOT Tax Liability Account	1,467	887	580	-38	1,505
22400 Admin Accrued PTO	8,047	8,047		8,907	-859
22410 Maintenance Accrued PTO	2,402	2,402		3,568	-1,166
22800 Deferred Revenue	3,141	3,301	-160	-90,089	93,230
22900 CFSA Insurance Fees Collected	5,215	5,285	-70	4,240	975
24100 Guaranteed Deposits	1,240	2,340	-1,100	400	840
24200 Stall Rental Deposits	675	675		675	
<b>Total Other Current Liabilities</b>	<b>22,187</b>	<b>22,937</b>	<b>-750</b>	<b>-72,339</b>	<b>94,525</b>
<b>Total Current Liabilities</b>	<b>18,969</b>	<b>28,100</b>	<b>-9,131</b>	<b>-55,000</b>	<b>73,968</b>
Long-Term Liabilities					
24500 Eco Green Project Loan (PGE)	62,944	64,672	-1,728	87,140	-24,196
Ice Rink Liability	31,624	36,624	-5,000		31,624
<b>Total Long-Term Liabilities</b>	<b>94,568</b>	<b>101,296</b>	<b>-6,728</b>	<b>87,140</b>	<b>7,428</b>
<b>Total Liabilities</b>	<b>113,537</b>	<b>129,396</b>	<b>-15,859</b>	<b>32,141</b>	<b>81,396</b>
Equity					
25100 JLAC Net Res (Reserve)	32,997	32,997		32,997	
25200 Racing Incentive Fund (Reserve)	9,830	9,830		9,830	
29000 Inves in Cap Assets	1,213,624	1,213,624		1,213,624	
29100 Unrestricted Net Assets	913,560	913,560		913,560	
Net Income	-104,770	-59,667	-45,103	-105,833	1,063
Opening balance equity	-99,876	-99,876		-99,876	
Retained Earnings	-379,879	-379,879		-272,243	-107,636
<b>Total Equity</b>	<b>1,585,487</b>	<b>1,630,590</b>	<b>-45,103</b>	<b>1,692,060</b>	<b>-106,573</b>
<b>Total Liabilities and Equity</b>	<b>1,699,024</b>	<b>1,759,986</b>	<b>-60,962</b>	<b>1,724,201</b>	<b>-25,177</b>

The information contained in this report is provided for informational purposes only and is not intended to substitute for obtaining accounting, tax, or financial advice from a professional accountant. Any tax advice contained in this report is not intended to be used for the purpose of avoiding penalties under tax law. While we use reasonable efforts to furnish accurate and up-to-date information, we do not warrant that any information contained in or made available through this report is accurate, complete, reliable, current or error-free. We assume no liability or responsibility for any errors or omissions in the content of this report or delivered information.

# Cash Flow Statement

## Humboldt County Fair Association

	Mar 26	Feb 26	CM vs PM \$ Variance	Mar 25	CY vs PY \$ Variance
<b>Operating Activities</b>					
Net Income	-45,103	-27,995	-17,107	-51,618	6,515
Adjustments to Net Income					
13100 Accounts Receivable (A/R)	4,529	-1,564	6,093	-848	5,377
21000 TOT Tax Liability Account	580	-33	613		580
21200 Accounts Payable (A/P)	-11,594	-15,976	4,382	-41,190	29,595
21500 Credit Card (#9093)					235
21600 US Bank CC (#2921)				-235	
21610 US Bank CC 2818	3,214	-1,873	5,087	21	
22410 Maintenance Accrued PTO					-10,368
22600 Payroll Liabilities:Payroll Clearing Acct (DD)					30
22800 Deferred Revenue	-160	1,390	-1,550	10,208	-1,300
22900 CFSA Insurance Fees Collected	-70	70	-140	-100	
24100 Guaranteed Deposits	-1,100	540	-1,640	200	
Direct Deposit Payable					-181
Payroll Refunds					33,676
Prepaid Expenses				181	
<b>Total Adjustments to Net Income</b>	<b>-4,602</b>	<b>-17,447</b>	<b>12,845</b>	<b>-31,762</b>	
<b>Total Operating Activities</b>	<b>-49,704</b>	<b>-45,442</b>	<b>-4,262</b>	<b>-83,381</b>	
<b>Investing Activities</b>					
19502 Eco Green Project (PGE)					-5,000
<b>Total Investing Activities</b>					
<b>Financing Activities</b>					
24500 Eco Green Project Loan (PGE)	-1,728	-3,457	1,728	-1,728	-5,000
29000 Inves in Cap Assets					-5,000
29100 Unrestricted Net Assets					28,676
Ice Rink Liability	-5,000	-5,000			
Opening balance equity					13,396
<b>Total Financing Activities</b>	<b>-6,728</b>	<b>-8,457</b>	<b>1,728</b>	<b>-1,728</b>	
<b>Net Cash Increase For Period</b>	<b>-56,433</b>	<b>-53,899</b>	<b>-2,534</b>	<b>-85,109</b>	

The information contained in this report is provided for informational purposes only and is not intended to substitute for obtaining accounting, tax, or financial advice from a professional accountant. Any tax advice contained in this report is not intended to be used for the purpose of avoiding penalties under tax law. While we use reasonable efforts to furnish accurate and up-to-date information, we do not warrant that any information contained in or made available through this report is accurate, complete, reliable, current or error-free. We assume no liability or responsibility for any errors or omissions in the content of this report or delivered information.

## A/R Aging March 31st, 2026

	Current	1 - 30	31 - 60	61 - 90	91 and Over	Total
A100Embroidery					-5.00	-5.00
Alexsis Davie	-90.00					-90.00
Alissa Clear					100.00	100.00
Ariel Wise		95.00	95.00	95.00	190.00	475.00
Back Country Horsemen -Redwood U			-520.00			-520.00
Balance Productions					150.00	150.00
Bart Silvers	-95.00					-95.00
Bertha Maldonado					2,155.00	2,155.00
Beth Simon					425.00	425.00
Bill Becker	-95.00					-95.00
Black Creek Preserves					215.00	215.00
Brian Vosburg					-190.00	-190.00
Bryce T Bell		45.00			135.00	180.00
Buyer Payments AR					18,868.00	18,868.00
Camping - Campspot	228.48					228.48
Caricature Entertainment		25.00				25.00
Cindy McCloskey	270.00					270.00
Claudia Velasco-Morales	1,650.00					1,650.00
Copious Glass DBA, Glass Garage					450.00	450.00
Cutco					25.00	25.00
Cutten Elementary School					460.00	460.00
Danielle Frank					200.00	200.00
Dan Rasella		85.00	85.00	85.00	85.00	340.00
Dennis Swensen	-95.00					-95.00
Diana Meraz					-500.00	-500.00
Dustin Hurst					-95.00	-95.00
Dwight Shaneyfelt		75.00				75.00
Elizabeth Filippini		60.00	18.90			78.90
Emily Christensen					45.00	45.00
Emily Machado					75.00	75.00
Erica Mendez		-1,225.00				-1,225.00
Farm Life Petting Zoo					25.00	25.00
Fay's Sweet Shop		25.00				25.00
Ferndale Arts					100.00	100.00
Ferndale Lions Club					25.00	25.00
Flourish Backdrops					50.00	50.00
Fry Burger					500.00	500.00
Gabriela Gonzalez					2,085.00	2,085.00
Gianna O'Day					320.00	320.00
Glenn Ziemer	-230.00					-230.00
Glitter Bug Face Painting	25.00					25.00
GMBc-Udder D-Lite/Wild Bills Olde Fashion Soda		50.00				50.00
Humboldt County Office of Elections		25.00			175.00	200.00
International Gifts					1,194.60	1,194.60
Jason Butcher	-95.00					-95.00
John Goodale	-135.00					-135.00
Joslynn Osorio				250.00		250.00
Kaitlyn Killingsworth					150.00	150.00
Karen Vielma			-200.00			-200.00
Katherine Lorenzo					150.00	150.00
Katy Garrison					250.00	250.00

## A/R Aging March 31st, 2026

	Current	1 - 30	31 - 60	61 - 90	91 and Over	Total
Kristal Dennis					150.00	150.00
Latisha Grisback					150.00	150.00
Lee Ann Moore					50.00	50.00
Lou Lou Fashion & Handcrafted Jewelry		25.00				25.00
Maria Bernabe					-200.00	-200.00
Marooned Inc DBA Scaregrounds	300.00	300.00				600.00
Meghan Tegarden					560.00	560.00
Miscellaneous - A/R Reconcile	-4,845.54				9,226.08	4,380.54
Molly Morrill		580.00				580.00
Moonstone In Bloom					150.00	150.00
Native Sons of the Golden West		100.00				100.00
Noga Family					375.00	375.00
North Coast Event Rental					150.00	150.00
Owen's Coffee Cafe		25.00				25.00
Patrick Queen		95.00				95.00
Pete Dulik				-95.00		-95.00
Pete Smith		-85.00				-85.00
Ponyland	70.00					70.00
Portuguese Hall Celebration	200.00					200.00
Ralph Dyer		-15.00				-15.00
Renaë Alexandre					150.00	150.00
Renner Ranches					150.00	150.00
Robert Miranda	540.00					540.00
Ronan O'Day		60.00				60.00
Ryann & Ryan Cormier		95.00	95.00	95.00	217.54	502.54
Sara Collections					25.00	25.00
Scott Griswold					-95.00	-95.00
Shaylynn Lenardo	-220.00					-220.00
Shelby D's				-5.54		-5.54
Shoemaker Family					250.00	250.00
Starglowusa					25.00	25.00
Stephanie Peterson					150.00	150.00
Steve Strombeck					-95.00	-95.00
Sun and Moon Customs					205.00	205.00
Tesla					825.00	825.00
The Buttercream Broomstick					85.00	85.00
Tyler Franklin		95.00	95.00	95.00	-2.98	282.02
US Forest Service					25.00	25.00
<b>TOTAL</b>	<b>-2,617.06</b>	<b>535.00</b>	<b>-331.10</b>	<b>519.46</b>	<b>40,338.24</b>	<b>38,444.54</b>

A/P Aging  
March 31st, 2026

	<b>Current</b>	<b>1 - 30</b>	<b>31 - 60</b>	<b>61 - 90</b>	<b>91 and Over</b>	<b>Total</b>
Answering Innovations		27.39				27.39
Cashier, Department of Food and Agriculture					-198.60	-198.60
Eureka Oxygen Co	49.16					49.16
Ferndale Tech	224.13					224.13
Humboldt County Department of Health and Human Services	1,029.28					1,029.28
Humboldt County Tax Collector		-8,878.24				-8,878.24
Mendes Supply Company	1,610.26					1,610.26
Mitchell Law Firm, LLP	20.00					20.00
Nilsen Feed & Grain Co.	182.20					182.20
North Coast Journal					67.00	67.00
The Farm Shop	46.90					46.90
VSI Veterinary Service Inc					-506.32	-506.32
<b>TOTAL</b>	<b>3,161.93</b>	<b>-8,850.85</b>			<b>-637.92</b>	<b>-6,326.84</b>





# Quarterly Report

Q1 2026

## Report Contents

Profit & Loss Statement

Balance Sheet Statement

Cash Flow Statement

Prepared by:



THE  
**Lighthouse**  
GROUP

The information contained in this report is provided for informational purposes only and is not intended to substitute for obtaining accounting, tax, or financial advice from a professional accountant. Any tax advice contained in this report is not intended to be used for the purpose of avoiding penalties under tax law. While we use reasonable efforts to furnish accurate and up-to-date information, we do not warrant that any information contained in or made available through this report is accurate, complete, reliable, current or error-free. We assume no liability or responsibility for any errors or omissions in the content of this report or delivered information.

*Disclaimer: Any tax advice contained in this report is not intended to be used for the purpose of avoiding penalties under tax law. While we use reasonable efforts to furnish accurate and up-to-date information, we do not warrant that any information contained in or made available through this report is accurate, complete, reliable, current or error-free.*

## A visual understanding of data.

This quarterly financial report provides business insights for Humboldt County Fair Association. Objective is to show the financial health and performance for Q1 2026 focusing on profitability, efficiency and liquidity.

It includes all the relevant information at your fingertips, offering the ability to visualize and analyze key financial data, uncover fresh insights, spot vital financial trends, identify strengths and weaknesses and improve communication throughout the organization.

The report also admits the fact that some analysis conducted has limitations because of the vast amounts of variables that may be related or unrelated to the business.

**P&L statement:** This indicates the revenue a business earned over a certain period of time and shows a business's profitability. It includes a net income equal to the revenues and gains minus the expenses and losses.

**Balance sheet:** This displays a business's financial status at the end of a certain time period. It offers an overview of a business's liabilities, assets, and shareholder equity.

**Cash flow statement:** Details a business's cash flows during certain time periods and indicates if a business made or lost cash during that period of time.

### Takeaways

---

Q1 2026: Net Profit was -\$104.8k.

Q1 2026: Bank Accounts were \$512.3k.

Q1 2026: Net Cash Increase For Period was -\$177.6k.

Q1 2026: Net Assets were \$1.6m.

Q1 2026: Current Ratio was 29.16.



# Profit & Loss

## Net Profit -\$104.8k

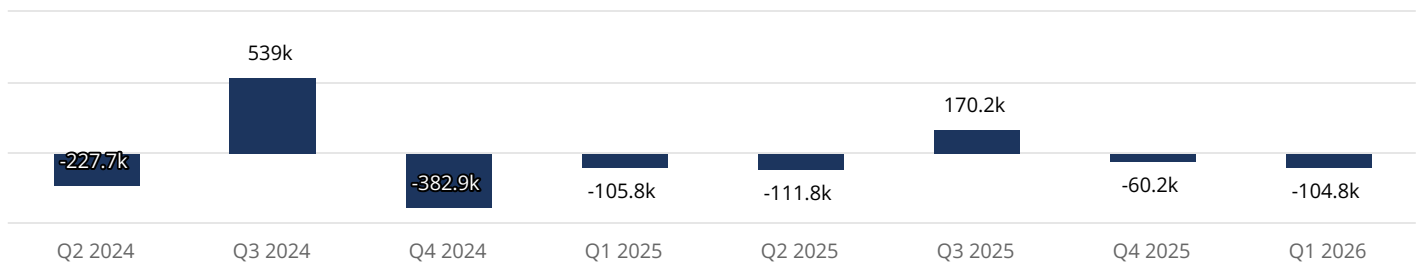
↓ Q1 2026: Net Profit was \$44.6k lower than Q4 2025.

The profit and loss (P&L) summarizes the revenues, costs, and expenses incurred through Q1 2026. The P&L statement is synonymous with the income statement. These records provide information about Humboldt County Fair Association's ability or inability to generate profit by increasing revenue, reducing costs, or both.

<p><b>Operating Margin</b></p> <p><b>-49%</b></p> <p>Q1 2025: Operating Profit Margin was 83% higher than Q4 2025.</p>	<p><b>Net Profit Margin</b></p> <p><b>-63%</b></p> <p>Q1 2025: Net Profit Margin was 88% higher than Q4 2025.</p>
--	---

Total Income	Total Expense	TTM Income	TTM Expense
<b>\$166.7k</b>	<b>\$271.4k</b>	<b>\$2.85M</b>	<b>\$2.96M</b>
Total income increased \$44k from Q1 2025. This was due to \$235k of Winter Fair Revenue in the CY.	Total expenses increased \$43k from Q1 2025. This was primarily due to winter fair expenses in the CY.	Total income for the TTM was \$1.1M less than the PY due to not running horse racing in the 2025 fair.	Total expenses for the TTM were \$1.2M less than the PY primarily due to not running horse racing in the CY.

## Net Profit Quarterly



## Quarterly P&L - Overview

	Q2 2025	Q3 2025	Q4 2025	Q1 2026
Income	118,070	787,582	349,394	166,659
Total Expense	224,960	694,854	297,337	269,033
Net Operating Income	-106,890	92,728	52,057	-102,374
Total Other Income	2,140	1,428,783		
Total Other Expense	7,048	1,351,340	112,232	2,396
Net Profit	-111,797	170,170	-60,176	-104,770

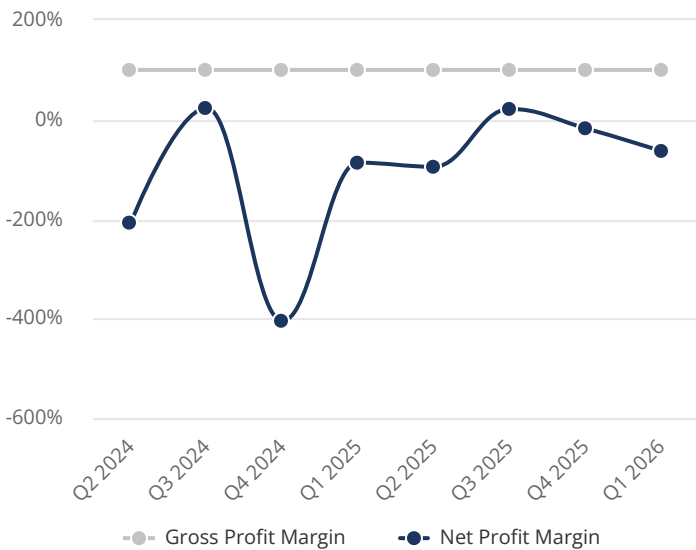
The information contained in this report is provided for informational purposes only and is not intended to substitute for obtaining accounting, tax, or financial advice from a professional accountant. Any tax advice contained in this report is not intended to be used for the purpose of avoiding penalties under tax law. While we use reasonable efforts to furnish accurate and up-to-date information, we do not warrant that any information contained in or made available through this report is accurate, complete, reliable, current or error-free. We assume no liability or responsibility for any errors or omissions in the content of this report or delivered information.



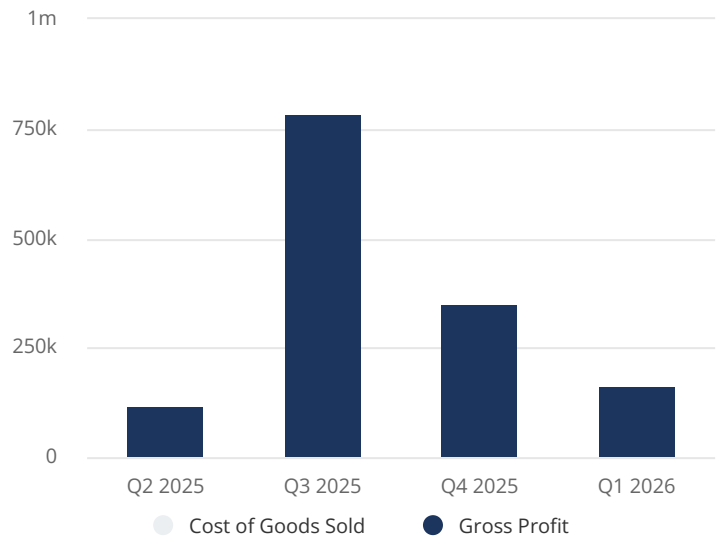
# Profitability Trends

Gross Profit Margin shows the profit left after covering costs of providing core business operations. It is a share of Gross Profit in Total Income. A good Gross Profit Margin is high enough to cover overhead and leave a reasonable Net Profit. Net Profit Margin shows the profit earned per dollar of income. A 10% Net Profit Margin is considered an excellent ratio. If your company has a low Net Profit Margin you are making very little profit after all costs. That implies the revenue is getting eaten up by expenses. It also increases the risk your firm will be unable to meet obligations. With a low margin, a sudden dip in sales over the next month or year could turn your company unprofitable. A high margin indicates your company has solid competitive advantages.

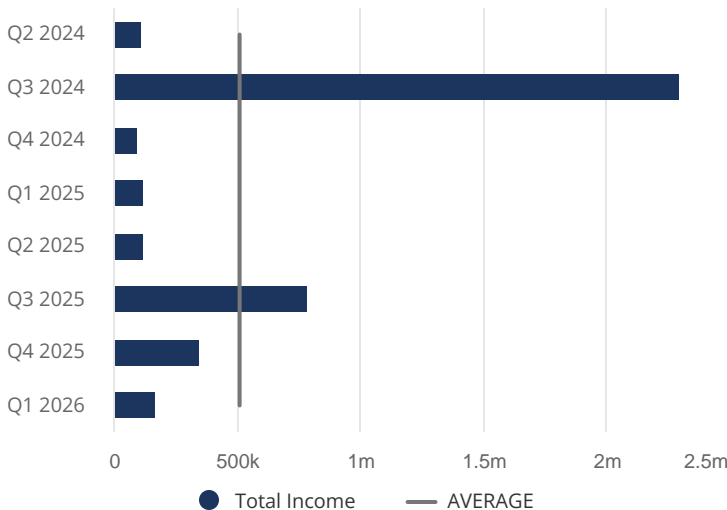
## Profit Margins



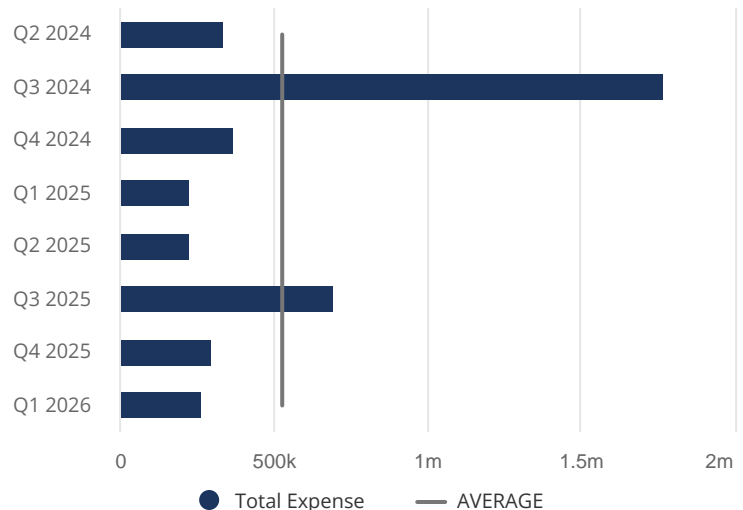
## Total Income Breakdown



## Total Income



## Total Expense



The information contained in this report is provided for informational purposes only and is not intended to substitute for obtaining accounting, tax, or financial advice from a professional accountant. Any tax advice contained in this report is not intended to be used for the purpose of avoiding penalties under tax law. While we use reasonable efforts to furnish accurate and up-to-date information, we do not warrant that any information contained in or made available through this report is accurate, complete, reliable, current or error-free. We assume no liability or responsibility for any errors or omissions in the content of this report or delivered information.

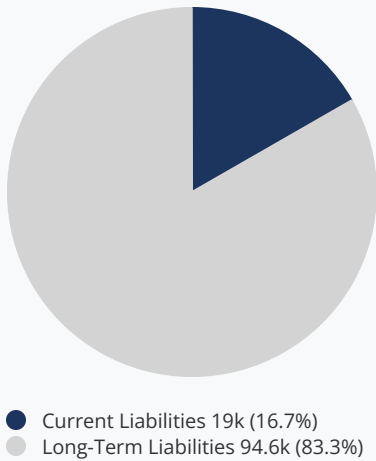


# Assets & Liabilities

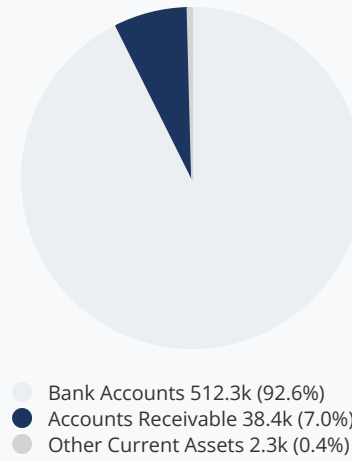
Humboldt County Fair Association should be aware of assets and liabilities. This knowledge is imperative for accounting records as well as developing business plans, especially when applying for a business loan or line of credit.

<b>Assets</b> <b>\$1.7m</b>	<b>Liabilities</b> <b>\$113.5k</b>
<span style="color: red;">↓</span> Q1 2026: Assets were \$183.7k lower than Q4 2025.	<span style="color: green;">↓</span> Q1 2026: Liabilities were \$78.9k lower than Q4 2025.

**Liabilities**  
Q1 2026



**Current Assets**  
Q1 2026

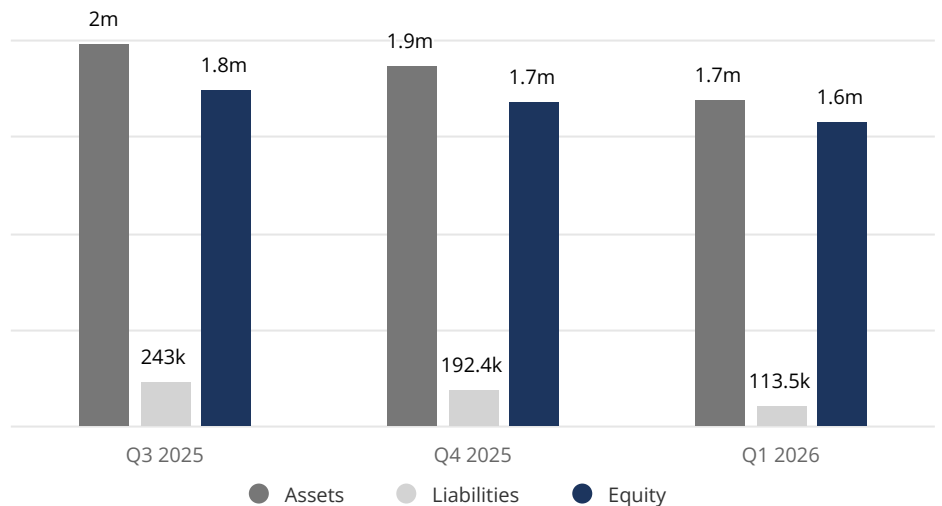


↓ Q1 2026: Current Liabilities were \$60.3k lower than Q4 2025.

↓ Q1 2026: Current Assets were \$183.7k lower than Q4 2025.

There are two types of assets: current and fixed assets. Current assets can be quickly converted into cash. They include cash, accounts receivable, and inventory. The more current assets a small business has, the better, as this means they can survive longer without borrowing money. Fixed assets are physical items that last over a year and have financial value to a company, such as computers, equipment, and tools.

Liabilities represent financial obligations of the company. They show indebtedness and are grouped based on their liquidity. Current Liabilities are those due in the current year and they represent money owed for operating expenses. Long-Term Liabilities represent debt that will not be due for at least a year.



The information contained in this report is provided for informational purposes only and is not intended to substitute for obtaining accounting, tax, or financial advice from a professional accountant. Any tax advice contained in this report is not intended to be used for the purpose of avoiding penalties under tax law. While we use reasonable efforts to furnish accurate and up-to-date information, we do not warrant that any information contained in or made available through this report is accurate, complete, reliable, current or error-free. We assume no liability or responsibility for any errors or omissions in the content of this report or delivered information.

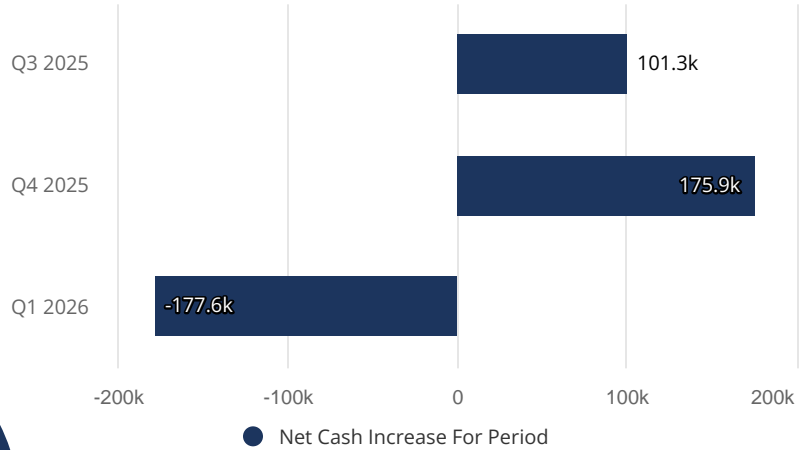


# Cash Management

The cash management report provides you with a quick overview of Humboldt County Fair Association's liquidity and current cash flow situation which is critical to keep finances flowing across the organization.

**Bank Accounts**  
**\$512.3k**

Q1 2026: Bank Accounts were \$182k lower than Q4 2025.



## Cash Flow

	Q1 2026	Q4 2025
Operating Activities	-158,948 ▼	193,392
Investing Activities		
Financing Activities	-18,642 ▼	-17,457
Net Cash Increase For Period	-177,589 ▼	175,935

## Current Ratio

A strong current ratio, depending on the industry, is between 1.2 and 2. Anything below 1 is problematic as this means that the company does not have enough current/liquid assets to cover all of their current liabilities.

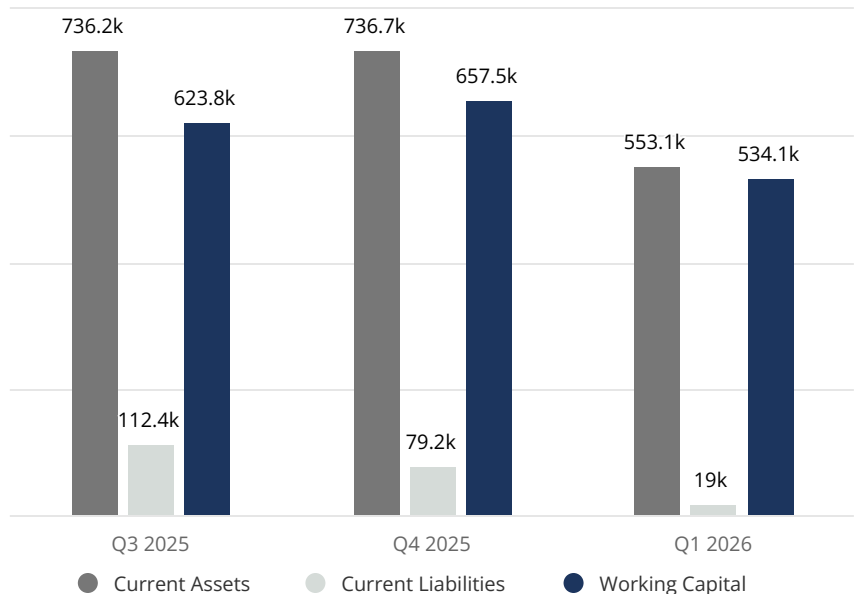
	Q1 2026	Q4 2025
Current Assets	553,071 ▼	736,748
Current Liabilities	18,969 ▼	79,234
Current Ratio	29.16 ▲	9.30

## Working Capital

Working capital is the money used to cover all of a company's short-term expenses, including inventory, payments on short-term debt, and day-to-day expenses—called operating expenses. Working capital is critical since it is used to keep a business operating smoothly and meet all its financial obligations within the coming year.

**\$534.1k**

Q1 2026: Working Capital was \$123.4k lower than Q4 2025.



The information contained in this report is provided for informational purposes only and is not intended to substitute for obtaining accounting, tax, or financial advice from a professional accountant. Any tax advice contained in this report is not intended to be used for the purpose of avoiding penalties under tax law. While we use reasonable efforts to furnish accurate and up-to-date information, we do not warrant that any information contained in or made available through this report is accurate, complete, reliable, current or error-free. We assume no liability or responsibility for any errors or omissions in the content of this report or delivered information.

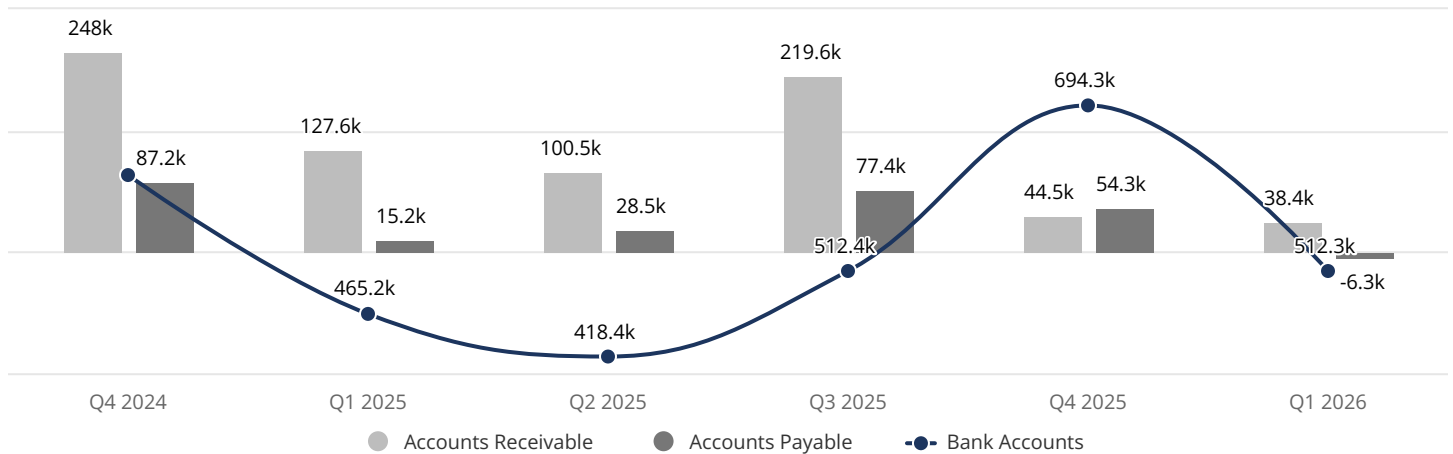


# Financial Performance

An overview of how efficiently Humboldt County Fair Association is spending capital while providing a snapshot of the main metrics on Humboldt County Fair Association's balance sheet.

<b>Accounts Receivable</b> <b>\$38.4k</b>	<b>Accounts Payable</b> <b>-\$6.3k</b>
Q1 2026: Accounts Receivable were \$6.1k lower than Q4 2025.	Q1 2026: Accounts Payable were \$60.7k lower than Q4 2025.

## Accounts Receivable/ Accounts Payable and Bank Accounts



## Return on Assets (ROA)

The Return on Assets (ROA) percentage indicates how well your business manages its balance sheet to generate profits. While there's no universal standard for nonprofits, a positive ROA is generally considered a good benchmark. An ROA of 2 or higher is often seen as strong performance, meaning that for every dollar invested, the organization generates two dollars in revenue. In Q1 2025, the Organization's ROA was -6.17%.

	Q1 2026	Q4 2025
Assets	1,699,024	1,882,701
Net Profit	-104,770	-60,176
<b>ROA</b>	<b>-6.17%</b>	<b>-3.20%</b>

## Return on Net Assets (RONA)

RONA percentage indicates how efficient an organization is at generating growth from its net assets. This metric helps nonprofits understand how well they are leveraging their resources to fulfill their mission and generate revenue. While there isn't a universally accepted benchmark for RONA, organizations should aim for a positive and increasing trend over time. In Q1 2026, the Organization's RONA was -6.61%.

	Q1 2026	Q4 2025
Net Assets	1,585,487	1,690,257
Net Profit	-104,770	-60,176
<b>RONA</b>	<b>-6.61%</b>	<b>-3.56%</b>

## Operating Reserve Ratio

The Operating Reserve Ratio indicates how long a nonprofit could keep running if existing revenue streams were cut off. It is calculated by dividing the organization's savings (unrestricted net assets) by its annual operating expenses. A higher ratio indicates that the nonprofit has a larger financial cushion to handle unexpected challenges or changes in circumstances. In Q1 2026, the Organization observed a strong Operating Reserve of 3.40.

	Q1 2026	Q4 2025
Unrestricted Net Assets	913,560	913,560
Operating Expenses	269,033	297,337
<b>Operating Reserve Ratio</b>	<b>3.40</b>	<b>3.07</b>

The information contained in this report is provided for informational purposes only and is not intended to substitute for obtaining accounting, tax, or financial advice from a professional accountant. Any tax advice contained in this report is not intended to be used for the purpose of avoiding penalties under tax law. While we use reasonable efforts to furnish accurate and up-to-date information, we do not warrant that any information contained in or made available through this report is accurate, complete, reliable, current or error-free. We assume no liability or responsibility for any errors or omissions in the content of this report or delivered information.



Humboldt County Fair Association  
Financial Quarterly Statements  
Q1 2026

Profit & Loss Statement  
Balance Sheet Statement  
Cash Flow Statement

The information contained in this report is provided for informational purposes only and is not intended to substitute for obtaining accounting, tax, or financial advice from a professional accountant. Any tax advice contained in this report is not intended to be used for the purpose of avoiding penalties under tax law. While we use reasonable efforts to furnish accurate and up-to-date information, we do not warrant that any information contained in or made available through this report is accurate, complete, reliable, current or error-free. We assume no liability or responsibility for any errors or omissions in the content of this report or delivered information.

# Profit and Loss

## Humboldt County Fair Association

	Q1 2026	YTD Total	FY26 Budget	Remaining Budget
<b>Income</b>				
31200 Local (Base) Allocation			90,000	90,000
39000 Winter Fair Revenue				
39010 Ice Rink Admissions	28,884	28,884	122,368	93,484
39011 Discounted Ice Rink Admissions	6,370	6,370	21,234	14,864
39020 SLS Tour Admissions	128	128	9,979	9,851
39030 Tree Auction Sales			3,678	3,678
39032 Winter Bar Sales	813	813	1,519	706
39050 Winter Sponsorships	3,000	3,000	40,003	37,003
39090 Winter Misc Revenue	4,367	4,367	57,715	53,348
39091 Winter Fair Discounts	-35	-35	-137	-102
<b>Total 39000 Winter Fair Revenue</b>	<b>43,527</b>	<b>43,527</b>	<b>256,360</b>	<b>212,834</b>
41000 Admission Revenue				
41010 Regular Fair Admissions			197,321	197,321
41020 Discounted Fair Admissions			29,989	29,989
41025 Etix Processing Fees - Collected			10,069	10,069
41030 JL Wristbands			12,787	12,787
<b>Total 41000 Admission Revenue</b>			<b>250,165</b>	<b>250,165</b>
41500 Commercial Space Revenue				
41510 Outside Commercial Space			24,270	24,270
41520 Inside Commercial Space			18,950	18,950
<b>Total 41500 Commercial Space Revenue</b>			<b>43,220</b>	<b>43,220</b>
42100 Carnival Revenue				
42101 Regular Carnival Revenue			46,371	46,371
42110 Pre-Sale Carnival Revenue			44,139	44,139
<b>Total 42100 Carnival Revenue</b>			<b>90,510</b>	<b>90,510</b>
42200 Concessions Revenue				
42201 Food Concessions			100,695	100,695
42250 Alcohol Concessions			83,118	83,118
42300 Non-Food Concessions			1,332	1,332
<b>Total 42200 Concessions Revenue</b>			<b>185,146</b>	<b>185,146</b>
43000 Exhibits Revenue				
43100 Entry Fees			26,110	26,110
43200 Donated & Sponsored Awards	25	25	19,829	19,804
43500 Junior Livestock Exhibit Revenue			2,151	2,151
47200 Jr. Fair Board			505	505
<b>Total 43000 Exhibits Revenue</b>	<b>25</b>	<b>25</b>	<b>48,595</b>	<b>48,570</b>
45000 Horse Racing Revenue				
45500 Other Live Racing Revenue	51	51	579	528
<b>Total 45000 Horse Racing Revenue</b>	<b>51</b>	<b>51</b>	<b>579</b>	<b>528</b>
47000 Miscellaneous Fair Revenue				
47100 Fair Parking			67,334	67,334
47700 JL Camping Fees			8,918	8,918
47800 Sponsorships			103,530	103,530

The information contained in this report is provided for informational purposes only and is not intended to substitute for obtaining accounting, tax, or financial advice from a professional accountant. Any tax advice contained in this report is not intended to be used for the purpose of avoiding penalties under tax law. While we use reasonable efforts to furnish accurate and up-to-date information, we do not warrant that any information contained in or made available through this report is accurate, complete, reliable, current or error-free. We assume no liability or responsibility for any errors or omissions in the content of this report or delivered information.

# Profit and Loss

## Humboldt County Fair Association

	Q1 2026	YTD Total	FY26 Budget	Remaining Budget
<b>Total 47000 Miscellaneous Fair Revenue</b>			<b>179,782</b>	<b>179,782</b>
47005 Miscellaneous Non-Fair Programs			45,425	45,425
47006 Interim Concession Revenue	3,921	3,921	9,298	5,377
47008 Interim Parking Revenue			137	137
<b>Total 47005 Miscellaneous Non-Fair Programs</b>	<b>3,921</b>	<b>3,921</b>	<b>54,859</b>	<b>50,938</b>
47900 Other Miscellaneous Fair Revenue				
47901 Art Sales			533	533
47902 Fair Merchandise			1,496	1,496
47903 Vendor Application Fee	1,040	1,040	2,000	960
47904 Vendor Concession Commissions	521	521	1,929	1,408
47905 Special Fair Event			12,957	12,957
47907 Chili Cookoff			11,349	11,349
47908 Other Fair Time Camping			9,702	9,702
<b>Total 47900 Other Miscellaneous Fair Revenue</b>	<b>1,561</b>	<b>1,561</b>	<b>39,966</b>	<b>38,405</b>
48000 Interim Revenue				
48100 Rental of Buildings	32,100	32,100	86,826	54,726
48105 Arlington Rental Revenue	2,805	2,805	11,220	8,415
48200 Grounds Rental	870	870	22,127	21,257
48201 RV Camping Interim Revenue	9,813	9,813	81,579	71,766
48202 Stall & Arena Rental Income	13,555	13,555	23,628	10,073
48203 RV & Boat Storage	15,174	15,174	42,256	27,082
48300 Equipment Rentals	505	505	3,549	3,044
48500 Interim Utility & Other Reimbursements	5	5	95	90
48503 Insurance Processing Fee	40	40	751	711
48505 Event Venue Guidebook			2,040	2,040
48700 Other Interim Revenues	3,465	3,465		-3,465
<b>Total 48000 Interim Revenue</b>	<b>78,331</b>	<b>78,331</b>	<b>274,070</b>	<b>195,739</b>
49500 Other Operating Revenue			9,821	9,821
49510 Interest Earnings	763	763		-763
49520 Non-Fair Donations & Sponsorships	750	750	6,510	5,760
49540 Other Operating Revenue	39,500	39,500	53,025	13,525
49550 Prior Year Revenue			-22,570	-22,570
<b>Total 49500 Other Operating Revenue</b>	<b>41,013</b>	<b>41,013</b>	<b>46,786</b>	<b>5,773</b>
Discounts given	-1,770	-1,770	-21,288	-19,518
<b>Total Income</b>	<b>166,659</b>	<b>166,659</b>	<b>1,538,749</b>	<b>1,372,091</b>
Cost of Goods Sold				
<b>Total Cost of Goods Sold</b>				
Gross Profit	166,659	166,659	1,538,749	1,372,091
Expense				
50000 Administration Expense				
50100 Admin Salaries - Permanent	46,937	46,937	210,333	163,396
50320 Admin Payroll Taxes	4,704	4,704	17,982	13,278
50325 Penalty/Prior Year Payroll Taxes			747	747
50330 Admin Worker's Comp Insurance	3,023	3,023	13,502	10,479

The information contained in this report is provided for informational purposes only and is not intended to substitute for obtaining accounting, tax, or financial advice from a professional accountant. Any tax advice contained in this report is not intended to be used for the purpose of avoiding penalties under tax law. While we use reasonable efforts to furnish accurate and up-to-date information, we do not warrant that any information contained in or made available through this report is accurate, complete, reliable, current or error-free. We assume no liability or responsibility for any errors or omissions in the content of this report or delivered information.

# Profit and Loss

## Humboldt County Fair Association

	Q1 2026	YTD Total	FY26 Budget	Remaining Budget
50400 Admin Contracted Professional Services	10,520	10,520	52,659	42,139
50500 Directors' Expenses			58	58
50600 Employee Travel, Recruitment & Training	1,608	1,608	10,301	8,693
50700 Office Supplies	699	699	8,243	7,544
50701 Computer Software & Supplies	2,699	2,699	25,531	22,832
50702 Credit Card & Bank Fees	4,522	4,522	30,764	26,242
50703 QuickBooks CC Payments Fees	1,266	1,266	6,160	4,894
50705 Office Equipment Expense	326	326	1,846	1,520
50800 Postage	590	590	3,518	2,929
50801 Telephone / Internet	5,683	5,683	26,030	20,347
50900 Dues & Subscriptions	295	295	5,775	5,480
51000 Insurance (General Liability)	24,274	24,274	74,171	49,897
51010 Insurance (Vehicle)			4,478	4,478
51050 Property Taxes			18,618	18,618
<b>Total 50000 Administration Expense</b>	<b>107,146</b>	<b>107,146</b>	<b>510,716</b>	<b>403,570</b>
51060 Sales Tax	64	64	9,822	9,758
52000 Maintenance & General Operations				
52100 Maint Salaries - Permanent	24,877	24,877	117,902	93,025
52200 Maint Salaries - Temporary			30,061	30,061
52220 Maintenance Payroll Taxes	2,742	2,742	15,195	12,452
52230 Maintenance Worker's Comp Insurance	3,623	3,623	17,796	14,173
52300 Maint Contracted Professional Services	1,386	1,386	19,573	18,187
52350 Vehicle Equipment Fuel			2,037	2,037
52400 Grounds & Vehicle Registration & Compliance	2,504	2,504	4,998	2,494
52500 Maintenance Equipment Rental	3,930	3,930	8,960	5,030
52600 Heat	3,977	3,977	14,276	10,299
52800 Power	25,936	25,936	75,477	49,541
52802 Water	14,242	14,242	34,892	20,651
52900 Equipment Maintenance	1,000	1,000	10,235	9,236
53000 Buildings & Grounds Maintenance	145	145	27,162	27,017
53100 Trash Removal, Clean-up	2,143	2,143	26,143	24,000
53150 RV Camping Expense			1,284	1,284
53200 Maintenance Supplies	3,245	3,245	26,137	22,892
53300 Special Repairs Under \$5K			5,594	5,594
<b>Total 52000 Maintenance &amp; General Operations</b>	<b>89,751</b>	<b>89,751</b>	<b>437,724</b>	<b>347,973</b>
54000 Publicity Expenses				
54400 Advertising Expense	152	152	31,174	31,022
<b>Total 54000 Publicity Expenses</b>	<b>152</b>	<b>152</b>	<b>31,174</b>	<b>31,022</b>
56000 Attendance Expense				
56101 Attendance Salaries - Temporary			23,470	23,470
56120 Attendance Payroll Taxes			3,068	3,068
56200 Attendance Contracted Professional Services			34,034	34,034
56300 Attendance Supplies			1,651	1,651
56401 Attendance Rentals-Tent, Restrooms, other			6,184	6,184
56410 Electronic Ticketing Fees			12,345	12,345

The information contained in this report is provided for informational purposes only and is not intended to substitute for obtaining accounting, tax, or financial advice from a professional accountant. Any tax advice contained in this report is not intended to be used for the purpose of avoiding penalties under tax law. While we use reasonable efforts to furnish accurate and up-to-date information, we do not warrant that any information contained in or made available through this report is accurate, complete, reliable, current or error-free. We assume no liability or responsibility for any errors or omissions in the content of this report or delivered information.

# Profit and Loss

## Humboldt County Fair Association

	Q1 2026	YTD Total	FY26 Budget	Remaining Budget
<b>Total 56000 Attendance Expense</b>			<b>80,752</b>	<b>80,752</b>
57000 Miscellaneous Fair Expense				
57100 Parking Contracted Services			24,000	24,000
57150 Chili Cook Off Expense			1,670	1,670
57300 Fair Merchandise Expense			3,337	3,337
57700 Sponsorship Expense	1,609	1,609	19,792	18,183
57800 Other Misc Fair Expense			2,551	2,551
57801 Fair Time Equipment Rentals			1,682	1,682
57900 Commercial Exh & Concessions Expense			9,539	9,539
80040 EMT/First Responder Salaries-Temporary			1,155	1,155
80050 EMT/First Responder Payroll Taxes			144	144
<b>Total 57000 Miscellaneous Fair Expense</b>	<b>1,609</b>	<b>1,609</b>	<b>63,869</b>	<b>62,260</b>
57200 Fair Bar Expenses				
57210 Bartender-Temporary	444	444	18,263	17,819
57220 Bartender Payroll Taxes	56	56	1,205	1,149
57230 Fair Bar Alcohol			14,075	14,075
57240 Fair Bar Other			6,644	6,644
57250 Fair Bar Permits, Licensing & Registration			604	604
<b>Total 57200 Fair Bar Expenses</b>	<b>500</b>	<b>500</b>	<b>40,791</b>	<b>40,290</b>
58000 Premium Expense				
58100 Cash Premium Awards			18,302	18,302
58200 Exhibit Awards (trophies, ribbons)			15,919	15,919
58500 Other Premium Expense			34	34
<b>Total 58000 Premium Expense</b>			<b>34,255</b>	<b>34,255</b>
63000 Exhibits Expense				
63101 Exhibits Salaries - Temporary			21,196	21,196
63120 Exhibits Payroll Taxes			3,079	3,079
63200 Judges			5,041	5,041
63300 Exhibits Contracted Professional Services			14,000	14,000
63400 Exhibit Supplies			482	482
63700 Other Exhibits Expense			12,725	12,725
<b>Total 63000 Exhibits Expense</b>			<b>56,522</b>	<b>56,522</b>
65000 Horse Racing Expense				
65210 Horse Racing Employee Benefits (ER share)			3,593	3,593
65300 Horse Racing Contracted Professional Services	799	799		-799
65800 Other Horse Racing Expense			68	68
<b>Total 65000 Horse Racing Expense</b>	<b>799</b>	<b>799</b>	<b>3,661</b>	<b>2,863</b>
66000 Fair Entertainment Expense				
66200 Fair Entertainment Contracted Professional Services			52,680	52,680
66600 Grandstands Entertainment			15,389	15,389
66700 Other Fair Entertainment Expense			2,373	2,373
<b>Total 66000 Fair Entertainment Expense</b>			<b>70,441</b>	<b>70,441</b>
66009 Misc. Non Fair Events			44,200	44,200

The information contained in this report is provided for informational purposes only and is not intended to substitute for obtaining accounting, tax, or financial advice from a professional accountant. Any tax advice contained in this report is not intended to be used for the purpose of avoiding penalties under tax law. While we use reasonable efforts to furnish accurate and up-to-date information, we do not warrant that any information contained in or made available through this report is accurate, complete, reliable, current or error-free. We assume no liability or responsibility for any errors or omissions in the content of this report or delivered information.

# Profit and Loss

## Humboldt County Fair Association

	Q1 2026	YTD Total	FY26 Budget	Remaining Budget
<b>Total 66009 Misc. Non Fair Events</b>			<b>44,200</b>	<b>44,200</b>
67000 Winter Fair Expenses				
67010 Winter Equipment Purchases			1,358	1,358
67011 Winter Equipment Rental	28,062	28,062	49,109	21,047
67020 Winter Bar Expenses	80	80		-80
67030 Winter Merch Expenses			1,786	1,786
67040 Winter Tree Expenses			477	477
67050 Winter Decorations Expense			3,157	3,157
67060 Winter Event Salaries - Temporary	33,415	33,415	29,184	-4,231
67061 Winter Event Payroll Taxes	4,227	4,227	3,532	-696
67070 Winter Event Marketing Expense	183	183	5,520	5,337
67090 Winter Misc Expenses	447	447	66,067	65,621
<b>Total 67000 Winter Fair Expenses</b>	<b>66,414</b>	<b>66,414</b>	<b>160,190</b>	<b>93,775</b>
72300 Major Equipment Purchases under \$5K	2,597	2,597		-2,597
<b>Total Expense</b>	<b>269,033</b>	<b>269,033</b>	<b>1,544,117</b>	<b>1,275,085</b>
Net Operating Income	-102,374	-102,374	-5,368	97,006
Other Income				
49600 Auction Revenues				
49605 JLA Revenues				
49705 JLA Add-ons			133,100	133,100
49710 Veggie Auction Revenue			61,110	61,110
49720 Veggie Add-ons			8,925	8,925
49730 JLA Harvesting Fee's & Fine Processing Collected			30,088	30,088
49820 JLA Buyer Payments			1,155,401	1,155,401
<b>Total 49605 JLA Revenues</b>			<b>1,388,624</b>	<b>1,388,624</b>
49700 JLA Miscellaneous Revenue				
49740 JLA BBQ Presale Income			12,495	12,495
49750 JLA BBQ Presale Credit Card Income			3,759	3,759
49760 JLA Other Revenue			1,575	1,575
49800 JLA During Fair BBQ Income			4,914	4,914
<b>Total 49700 JLA Miscellaneous Revenue</b>			<b>22,743</b>	<b>22,743</b>
<b>Total 49600 Auction Revenues</b>			<b>1,411,367</b>	<b>1,411,367</b>
49610 Auction Commission				
49611 Veggie Auction Commission			6,670	6,670
49612 JLA Auction Commission			80,093	80,093
<b>Total 49610 Auction Commission</b>			<b>86,763</b>	<b>86,763</b>
<b>Total Other Income</b>			<b>1,498,130</b>	<b>1,498,130</b>
Other Expense				
95000 Junior Livestock Auction Expenses				
95100 JLA - Contracted Services			43,163	43,163
95200 JLA - Supplies	2,396	2,396	12,144	9,748
95400 JLA Scholarship Expense			2,100	2,100
95500 JLA Seller Expenditures				

The information contained in this report is provided for informational purposes only and is not intended to substitute for obtaining accounting, tax, or financial advice from a professional accountant. Any tax advice contained in this report is not intended to be used for the purpose of avoiding penalties under tax law. While we use reasonable efforts to furnish accurate and up-to-date information, we do not warrant that any information contained in or made available through this report is accurate, complete, reliable, current or error-free. We assume no liability or responsibility for any errors or omissions in the content of this report or delivered information.

# Profit and Loss

## Humboldt County Fair Association

	Q1 2026	YTD Total	FY26 Budget	Remaining Budget
95500.4 JLA Seller Payments			1,350,479	1,350,479
<b>Total 95500 JLA Seller Expenditures</b>			<b>1,350,479</b>	<b>1,350,479</b>
96000 JLA BBQ Expense			19,459	19,459
<b>Total 95000 Junior Livestock Auction Expenses</b>	<b>2,396</b>	<b>2,396</b>	<b>1,427,345</b>	<b>1,424,949</b>
<b>Total Other Expense</b>	<b>2,396</b>	<b>2,396</b>	<b>1,427,345</b>	<b>1,424,949</b>
Net Profit	-104,770	-104,770	65,418	170,188

The information contained in this report is provided for informational purposes only and is not intended to substitute for obtaining accounting, tax, or financial advice from a professional accountant. Any tax advice contained in this report is not intended to be used for the purpose of avoiding penalties under tax law. While we use reasonable efforts to furnish accurate and up-to-date information, we do not warrant that any information contained in or made available through this report is accurate, complete, reliable, current or error-free. We assume no liability or responsibility for any errors or omissions in the content of this report or delivered information.

# Balance Sheet

## Humboldt County Fair Association

	Q1 2026	+/-	Q4 2025
<b>Assets</b>			
Current Assets			
Bank Accounts			
11000 Cash - Unrestricted			
11300 US Bank Operating Acct (#4664)	309,050	-177,552	486,602
11400 US Bank Premium Acct (#4854)	537		537
<b>Total 11000 Cash - Unrestricted</b>	<b>309,587</b>	<b>-177,552</b>	<b>487,139</b>
12000 Cash - Restricted			
12004 Certificates of Deposit	86,363	763	85,600
12100 US Bank Dairy Heifer Replacement (#0027)	11,910		11,910
12200 US Bank JLA Custodial Acct (#4648)	14,509	-81,938	96,447
12300 US Bank JLA Operating (#5548)	85,750	76,741	9,009
<b>Total 12000 Cash - Restricted</b>	<b>198,532</b>	<b>-4,434</b>	<b>202,966</b>
12500 Petty Cash	1,226		1,226
<b>Total 12500 Petty Cash</b>	<b>1,226</b>		<b>1,226</b>
67092 Winter Fair Petty Cash	3,000		3,000
<b>Total Bank Accounts</b>	<b>512,345</b>	<b>-181,987</b>	<b>694,331</b>
Accounts Receivable			
13100 Accounts Receivable (A/R)	38,445	-6,088	44,532
<b>Total Accounts Receivable</b>	<b>38,445</b>	<b>-6,088</b>	<b>44,532</b>
Other Current Assets			
12800 Payments to deposit	1,474	4,397	-2,924
Credit Card Receivables	808		808
<b>Total Other Current Assets</b>	<b>2,282</b>	<b>4,397</b>	<b>-2,115</b>
<b>Total Current Assets</b>	<b>553,071</b>	<b>-183,677</b>	<b>736,748</b>
Fixed Assets			
19200 Buildings & Improvements	4,594,026		4,594,026
19201 Accumulated Depreciation-Building & Improvements	-4,037,537		-4,037,537
19300 Equipment	242,422		242,422
19301 Accumulated depreciation-Equipment	-242,422		-242,422
19500 Leasehold Improvements	1,079,112		1,079,112
19501 Accumulated Depreciation-Leasehold Improvements	-489,648		-489,648
<b>Total Fixed Assets</b>	<b>1,145,953</b>		<b>1,145,953</b>
Other Assets			
<b>Total Other Assets</b>			
<b>Total Assets</b>	<b>1,699,024</b>	<b>-183,677</b>	<b>1,882,701</b>
<b>Liabilities and Equity</b>			
Liabilities			
Current Liabilities			
Accounts Payable			
21200 Accounts Payable (A/P)	-6,327	-60,658	54,331
<b>Total Accounts Payable</b>	<b>-6,327</b>	<b>-60,658</b>	<b>54,331</b>
Credit Card			
21610 US Bank CC 2818	3,109	813	2,296
<b>Total Credit Card</b>	<b>3,109</b>	<b>813</b>	<b>2,296</b>
Other Current Liabilities			

The information contained in this report is provided for informational purposes only and is not intended to substitute for obtaining accounting, tax, or financial advice from a professional accountant. Any tax advice contained in this report is not intended to be used for the purpose of avoiding penalties under tax law. While we use reasonable efforts to furnish accurate and up-to-date information, we do not warrant that any information contained in or made available through this report is accurate, complete, reliable, current or error-free. We assume no liability or responsibility for any errors or omissions in the content of this report or delivered information.

# Balance Sheet

## Humboldt County Fair Association

	Q1 2026	+/-	Q4 2025
21000 TOT Tax Liability Account	1,467	613	854
22400 Admin Accrued PTO	8,047		8,047
22410 Maintenance Accrued PTO	2,402		2,402
22800 Deferred Revenue	3,141	-374	3,514
22900 CFSA Insurance Fees Collected	5,215		5,215
24100 Guaranteed Deposits	1,240	-660	1,900
24200 Stall Rental Deposits	675		675
<b>Total Other Current Liabilities</b>	<b>22,187</b>	<b>-421</b>	<b>22,607</b>
<b>Total Current Liabilities</b>	<b>18,969</b>	<b>-60,266</b>	<b>79,234</b>
Long-Term Liabilities			
24500 Eco Green Project Loan (PGE)	62,944	-8,642	71,585
Ice Rink Liability	31,624	-10,000	41,624
<b>Total Long-Term Liabilities</b>	<b>94,568</b>	<b>-18,642</b>	<b>113,209</b>
<b>Total Liabilities</b>	<b>113,537</b>	<b>-78,907</b>	<b>192,444</b>
Equity			
25100 JLAC Net Res (Reserve)	32,997		32,997
25200 Racing Incentive Fund (Reserve)	9,830		9,830
29000 Inves in Cap Assets	1,213,624		1,213,624
29100 Unrestricted Net Assets	913,560		913,560
Net Income	-104,770	2,866	-107,636
Opening balance equity	-99,876		-99,876
Retained Earnings	-379,879	-107,636	-272,243
<b>Total Equity</b>	<b>1,585,487</b>	<b>-104,770</b>	<b>1,690,257</b>
<b>Total Liabilities and Equity</b>	<b>1,699,024</b>	<b>-183,677</b>	<b>1,882,701</b>

The information contained in this report is provided for informational purposes only and is not intended to substitute for obtaining accounting, tax, or financial advice from a professional accountant. Any tax advice contained in this report is not intended to be used for the purpose of avoiding penalties under tax law. While we use reasonable efforts to furnish accurate and up-to-date information, we do not warrant that any information contained in or made available through this report is accurate, complete, reliable, current or error-free. We assume no liability or responsibility for any errors or omissions in the content of this report or delivered information.

# Cash Flow Statement

## Humboldt County Fair Association

	Q1 2026	+/-	%+/-	Q4 2025
<b>Operating Activities</b>				
Net Income	-104,770	-44,594	-74%	-60,176
Adjustments to Net Income				
13100 Accounts Receivable (A/R)	6,088	-168,941	-97%	175,029
19201 Accumulated Depreciation-Building & Improvements		-53,235	-100%	53,235
19501 Accumulated Depreciation-Leasehold Improvements		-58,079	-100%	58,079
21000 TOT Tax Liability Account	613	408	199%	205
21200 Accounts Payable (A/P)	-60,658	-37,584	-163%	-23,074
21610 US Bank CC 2818	813	-1,210	-60%	2,022
22400 Admin Accrued PTO		859	100%	-859
22410 Maintenance Accrued PTO		1,166	100%	-1,166
22800 Deferred Revenue	-374	9,822	96%	-10,196
22900 CFSA Insurance Fees Collected		-330	-100%	330
24100 Guaranteed Deposits	-660	-260	-65%	-400
Prepaid Expenses		-362	-100%	362
<b>Total Adjustments to Net Income</b>	<b>-54,178</b>	<b>-307,745</b>	<b>-121%</b>	<b>253,567</b>
<b>Total Operating Activities</b>	<b>-158,948</b>	<b>-352,339</b>	<b>-182%</b>	<b>193,392</b>
<b>Investing Activities</b>				
19200 Buildings & Improvements		134,574	100%	-134,574
19500 Leasehold Improvements		134,809	100%	-134,809
19502 Eco Green Project (PGE)		-134,809	-100%	134,809
Ice Rink		-134,574	-100%	134,574
<b>Total Investing Activities</b>				
<b>Financing Activities</b>				
24500 Eco Green Project Loan (PGE)	-8,642	-5,185	-150%	-3,457
Ice Rink Liability	-10,000	4,000	29%	-14,000
<b>Total Financing Activities</b>	<b>-18,642</b>	<b>-1,185</b>	<b>-7%</b>	<b>-17,457</b>
Net Cash Increase For Period	-177,589	-353,524	-201%	175,935

The information contained in this report is provided for informational purposes only and is not intended to substitute for obtaining accounting, tax, or financial advice from a professional accountant. Any tax advice contained in this report is not intended to be used for the purpose of avoiding penalties under tax law. While we use reasonable efforts to furnish accurate and up-to-date information, we do not warrant that any information contained in or made available through this report is accurate, complete, reliable, current or error-free. We assume no liability or responsibility for any errors or omissions in the content of this report or delivered information.



# Quarterly Report

Q1 2026

Humboldt County Fair Association

The information contained in this report is provided for informational purposes only and is not intended to substitute for obtaining accounting, tax, or financial advice from a professional accountant. Any tax advice contained in this report is not intended to be used for the purpose of avoiding penalties under tax law. While we use reasonable efforts to furnish accurate and up-to-date information, we do not warrant that any information contained in or made available through this report is accurate, complete, reliable, current or error-free. We assume no liability or responsibility for any errors or omissions in the content of this report or delivered information.

Humboldt County Fair Association (new)

11300 US Bank Operating Acct (#4664), Period Ending 03/31/2026

RECONCILIATION REPORT

Reconciled on: 04/08/2026

Reconciled by: Kaillou Meeks

Any changes made to transactions after this date aren't included in this report.

Summary

USD

Statement beginning balance.....	364,175.45
Checks and payments cleared (73).....	-63,270.33
Deposits and other credits cleared (61).....	54,185.28
Statement ending balance.....	<u>355,090.40</u>
Uncleared transactions as of 03/31/2026.....	-46,040.84
Register balance as of 03/31/2026.....	309,049.56
Cleared transactions after 03/31/2026.....	0.00
Uncleared transactions after 03/31/2026.....	-8,171.78
Register balance as of 04/08/2026.....	300,877.78

Details

Checks and payments cleared (73)

DATE	TYPE	REF NO.	PAYEE	AMOUNT (USD)
10/11/2025	Check	15468	Tonde J Razooly	-50.00
11/21/2025	Bill Payment	15346	Dept of Justice - Registry of C...	-200.00
01/07/2026	Bill Payment	15411	Dan Hryniewicz	-125.00
01/30/2026	Journal	Gusto		-90.36
02/10/2026	Refund	15445	Bertha Maldonado	-500.00
02/19/2026	Bill Payment	15464	Del Oro Water Company	-2,780.16
02/19/2026	Bill Payment	15465	Ferndale Tech	-360.00
02/19/2026	Bill Payment	15467	NCOTWINC	-1,595.06
02/19/2026	Bill Payment	15462	Blue Star Gas/Sequoia Gas	-675.94
02/19/2026	Bill Payment	15466	Humboldt Termite & Pest	-72.00
02/19/2026	Bill Payment	15463	City of Ferndale	-274.87
02/27/2026	Bill Payment	15470	Power Play Hockey	-5,000.00
02/27/2026	Expense		QuickBooks Payments	-2.84
03/01/2026	Expense		QuickBooks Payments	-5.68
03/02/2026	Expense		Wells Fargo Financial Leasing...	-108.78
03/02/2026	Expense		The Lighthouse Group	-3,500.00
03/02/2026	Expense		Frontier Communications	-1,189.85
03/02/2026	Expense		Ferndale Billing	-189.99
03/02/2026	Expense		QuickBooks Payments	-20.12
03/03/2026	Expense		Camping - Campspot	-101.63
03/03/2026	Expense		Clover Software	-118.37
03/03/2026	Expense		Clover Software	-55.95
03/03/2026	Expense		Gusto	-260.00
03/03/2026	Expense		Authnet Gateway	-35.00
03/03/2026	Expense		Authnet Gateway	-20.00
03/03/2026	Expense		Authnet Gateway	-30.00
03/03/2026	Expense		QuickBooks Payments	-6.99
03/04/2026	Expense		QuickBooks Payments	-5.38
03/05/2026	Expense		QuickBooks Payments	-30.79
03/05/2026	Expense		Cardpointe/Fiserv	-10.00
03/06/2026	Expense		QuickBooks Payments	-34.61
03/06/2026	Expense		Camping - Campspot	-44.80
03/09/2026	Expense		QuickBooks Payments	-2.54
03/10/2026	Expense			-131.95
03/11/2026	Expense		Clover Software	-65.80
03/11/2026	Bill Payment	15475	City of Ferndale	-241.92
03/11/2026	Bill Payment	15478	Nilsen Feed & Grain Co.	-9.84
03/11/2026	Bill Payment	15476	Don's Rent-All.	-3,930.45
03/11/2026	Bill Payment	15477	Ferndale Tech	-224.13
03/11/2026	Bill Payment	15474	California Department of Indu...	-125.00

DATE	TYPE	REF NO.	PAYEE	AMOUNT (USD)
03/11/2026	Bill Payment	15479	The Farm Shop	-535.24
03/11/2026	Bill Payment	15472	Blue Star Gas/Sequoia Gas	-499.74
03/11/2026	Bill Payment	15480	Hankin Specialty Elevators	-1,350.00
03/12/2026	Expense			-11.00
03/13/2026	Journal	Gusto		-9,535.63
03/13/2026	Journal	Gusto		-3,182.36
03/13/2026	Expense			-1.80
03/13/2026	Expense		US Bank	-48.95
03/15/2026	Expense			-8.00
03/16/2026	Expense			-2.84
03/17/2026	Bill Payment	15483	Mendes Supply Company	-728.54
03/17/2026	Bill Payment	15484	Recology Eel River Fortuna	-3,124.58
03/17/2026	Bill Payment	15482	Eureka Oxygen Co	-46.53
03/18/2026	Expense		QuickBooks Payments	-6.75
03/19/2026	Expense		QuickBooks Payments	-0.75
03/20/2026	Expense		QuickBooks Payments	-8.63
03/22/2026	Expense		QuickBooks Payments	-0.75
03/23/2026	Expense		Pitney Bowes	-303.00
03/24/2026	Expense		PG&E	-4,487.88
03/24/2026	Expense		QuickBooks Payments	-8.25
03/24/2026	Expense		PG&E	-952.03
03/24/2026	Expense		PG&E	-253.41
03/24/2026	Expense		PG&E	-15.16
03/25/2026	Expense		QuickBooks Payments	-10.95
03/25/2026	Credit Card Payment		US Bank Credit Card	-750.17
03/26/2026	Expense		Frontier Communications	-287.13
03/26/2026	Expense		QuickBooks Payments	-42.88
03/27/2026	Journal	Gusto		-3,329.03
03/27/2026	Journal	Gusto		-10,204.46
03/27/2026	Expense		QuickBooks Payments	-8.00
03/30/2026	Expense		QuickBooks Payments	-1.50
03/30/2026	Expense		Wells Fargo Financial Leasing...	-108.78
03/31/2026	Expense		Frontier Communications	-1,189.81

**Total** **-63,270.33**

Deposits and other credits cleared (61)

DATE	TYPE	REF NO.	PAYEE	AMOUNT (USD)
04/25/2025	Deposit		Pretzel Bros	0.00
04/29/2025	Check	12972	Shanna Johnson	0.00
04/29/2025	Expense		Brian Vosburg	0.00
05/06/2025	Refund	12949	Jennifer Boak	0.00
07/07/2025	Deposit		Camping - Campspot	0.00
01/30/2026	Deposit			3,609.58
02/11/2026	Deposit			1,097.15
02/24/2026	Deposit			7,735.00
02/24/2026	Deposit		Camping - Campspot	143.36
02/27/2026	Deposit		Virginia Irving	95.00
02/28/2026	Deposit		Camping - In Person	0.00
02/28/2026	Deposit			0.00
03/01/2026	Deposit		John Walsh	190.00
03/02/2026	Transfer			150.08
03/02/2026	Deposit			750.00
03/02/2026	Transfer			268.80
03/03/2026	Transfer			123.20
03/03/2026	Deposit			262.02
03/04/2026	Deposit		Tessa Lawson.	180.00
03/04/2026	Transfer			716.80
03/05/2026	Transfer			582.40
03/05/2026	Deposit			945.00
03/06/2026	Deposit			1,210.00
03/09/2026	Transfer			65.80

DATE	TYPE	REF NO.	PAYEE	AMOUNT (USD)
03/09/2026	Deposit		Jennifer Hudson	85.00
03/09/2026	Transfer			179.20
03/10/2026	Deposit			3,801.96
03/10/2026	Transfer			423.20
03/11/2026	Transfer			134.40
03/12/2026	Transfer			223.20
03/12/2026	Deposit		Parry Dyer	439.92
03/13/2026	Deposit			2,747.90
03/13/2026	Deposit		Camping - Campspot	159.04
03/13/2026	Deposit			61.72
03/15/2026	Deposit		Shannon Eggel	320.00
03/16/2026	Transfer			224.00
03/16/2026	Transfer			89.60
03/16/2026	Deposit		Reid Fisher	95.00
03/17/2026	Transfer			378.40
03/17/2026	Transfer			6,670.00
03/18/2026	Deposit			225.00
03/18/2026	Transfer			577.60
03/19/2026	Transfer			351.60
03/19/2026	Deposit		IToyz	25.00
03/20/2026	Deposit			335.00
03/22/2026	Deposit		Avalon Means	25.00
03/23/2026	Transfer			89.60
03/23/2026	Transfer			44.80
03/23/2026	Transfer			159.04
03/24/2026	Deposit			320.00
03/25/2026	Deposit			320.00
03/26/2026	Deposit		Erica Mendez	1,225.00
03/26/2026	Transfer			313.44
03/27/2026	Transfer			1,159.84
03/27/2026	Deposit		Shannon Eggel	320.00
03/30/2026	Transfer			44.80
03/30/2026	Transfer			44.80
03/30/2026	Deposit		Arts Roofing LLC	50.00
03/30/2026	Transfer			582.24
03/31/2026	Deposit			0.00
03/31/2026	Deposit			13,815.79

**Total** 54,185.28

**Additional Information**

Uncleared checks and payments as of 03/31/2026

DATE	TYPE	REF NO.	PAYEE	AMOUNT (USD)
01/19/2024	Journal		Gusto	-241.81
02/07/2024	Refund	960	Shasta Kirby	-200.00
03/20/2024	Refund	980	Humboldt/ Del Norte Cattlemen	-200.00
08/15/2024	Bill Payment		Mendes Supply Company	-4.08
08/15/2024	Bill Payment		Pitney Bowes	-47.06
08/21/2024	Check	1083	Ben Rupchis	-580.06
08/21/2024	Check	1075	Under the Influence	-1,000.00
08/21/2024	Check	1072	Monument Mt Rd	-1,000.00
08/21/2024	Check	1069	Wes Davis	-135.00
08/21/2024	Check	1067	Mark De Lao	-135.00
08/21/2024	Check	1093	Paula Flannery	-50.00
08/21/2024	Check	1092	Michelle Voyles	-100.00
09/08/2024	Refund	24-1225	Richard Kelley	-52.00
09/20/2024	Journal	Gusto		-182.50
09/20/2024	Journal	Gusto		-86.87
09/20/2024	Journal	Gusto		-0.06
09/20/2024	Journal	Gusto		-223.38
10/04/2024	Journal	Gusto		-34.08
03/05/2025	Bill Payment	12887	Dave's Hobby Shop	-55.00

DATE	TYPE	REF NO.	PAYEE	AMOUNT (USD)
04/29/2025	Bill Payment	12974	Forbusco	-154.92
06/17/2025	Refund	15025	Viridiana Vielma	-200.00
08/26/2025	Journal	Gusto		-304.40
09/03/2025	Journal	Gusto		-37.06
09/03/2025	Journal	Gusto		-48.61
09/26/2025	Journal	Gusto		-542.64
01/08/2026	Journal	Gusto		-45.07
01/16/2026	Journal	Gusto		-446.14
02/27/2026	Journal	Gusto		-443.11
03/13/2026	Journal	Gusto		-366.01
03/17/2026	Bill Payment	15481	California Fair Services Autho...	-10,376.80
03/18/2026	Refund	15486	Humboldt/ Del Norte Cattlemen	-500.00
03/18/2026	Bill Payment	15485	California Fair Services Autho...	-10,306.80
03/27/2026	Bill Payment	15492	Humboldt Termite & Pest	-72.00
03/27/2026	Journal	Gusto		-606.99
03/27/2026	Bill Payment	15491	Humboldt County Tax Collector	-8,878.24
03/27/2026	Bill Payment	15488	Copiers Plus	-546.41
03/27/2026	Bill Payment	15489	Del Oro Water Company	-2,735.07
03/27/2026	Bill Payment	15494	Pacific Paper Co.	-105.10
03/27/2026	Bill Payment	15490	Ferndale Tech	-90.00
03/27/2026	Bill Payment	15487	Blue Star Gas/Sequoia Gas	-1,159.57
03/27/2026	Bill Payment	15493	Mendes Supply Company	-62.60
03/31/2026	Bill Payment	15495	Power Play Hockey	-5,000.00
03/31/2026	Expense		QuickBooks Payments	-21.40

**Total** -47,375.84

Uncleared deposits and other credits as of 03/31/2026

DATE	TYPE	REF NO.	PAYEE	AMOUNT (USD)
06/29/2024	Deposit		Camping - In Person	10.00
01/02/2025	Receive Payment	24-1009 & 1008	Jason Farley	75.00
02/25/2025	Receive Payment	3448	Susan Combes	370.00
05/07/2025	Deposit		West Coast Funnel Cake	25.00
02/02/2026	Deposit		Sharlene Rayl	95.00
03/31/2026	Deposit			0.00
03/31/2026	Deposit			760.00

**Total** 1,335.00

Uncleared checks and payments after 03/31/2026

DATE	TYPE	REF NO.	PAYEE	AMOUNT (USD)
04/01/2026	Bill Payment	15499	Mendes Supply Company	-1,604.78
04/01/2026	Bill Payment	15498	Humboldt County Department...	-1,029.28
04/01/2026	Bill Payment	15496	Answering Innovations	-27.39
04/01/2026	Expense		QuickBooks Payments	-88.32
04/01/2026	Bill Payment	15497	Ferndale Tech	-224.13
04/02/2026	Expense		QuickBooks Payments	-20.41
04/03/2026	Expense		QuickBooks Payments	-12.41
04/05/2026	Expense		QuickBooks Payments	-6.58
04/05/2026	Expense		QuickBooks Payments	-18.99
04/06/2026	Expense		QuickBooks Payments	-10.43
04/07/2026	Expense		QuickBooks Payments	-5.98
04/10/2026	Journal	Gusto		-2,863.99
04/10/2026	Journal	Gusto		-8,856.67
04/10/2026	Journal	Gusto		-295.30

**Total** -15,064.66

Uncleared deposits and other credits after 03/31/2026

DATE	TYPE	REF NO.	PAYEE	AMOUNT (USD)
04/01/2026	Deposit			2,645.00
04/01/2026	Transfer			154.40
04/02/2026	Deposit			710.00
04/03/2026	Deposit			415.00
04/05/2026	Deposit		Katie Brownfield	220.00
04/05/2026	Deposit			635.00
04/06/2026	Deposit			380.00
04/07/2026	Deposit			1,533.48
04/07/2026	Deposit		Easy Squeezy Lemonade	200.00
Total				6,892.88

Humboldt County Fair Association (new)

11400 US Bank Premium Acct (#4854), Period Ending 03/31/2026

RECONCILIATION REPORT

Reconciled on: 04/07/2026

Reconciled by: Kaillou Meeks

Any changes made to transactions after this date aren't included in this report.

Summary

USD

Statement beginning balance.....	2,270.42
Checks and payments cleared (5).....	-46.00
Deposits and other credits cleared (0).....	0.00
Statement ending balance.....	<u>2,224.42</u>

Uncleared transactions as of 03/31/2026.....	-1,687.00
Register balance as of 03/31/2026.....	537.42

Details

Checks and payments cleared (5)

DATE	TYPE	REF NO.	PAYEE	AMOUNT (USD)
09/24/2025	Check	12558	Alda Willis	-10.00
09/24/2025	Check	12552	Kerri Whiting	-11.00
09/24/2025	Check	12441	Kaleen Nelson	-10.00
09/24/2025	Check	12501	Fiona Shea	-10.00
09/24/2025	Check	12524	Gerard Sullivan	-5.00

Total -46.00

Additional Information

Uncleared checks and payments as of 03/31/2026

DATE	TYPE	REF NO.	PAYEE	AMOUNT (USD)
05/11/2023	Check	11791	Nyeema Burchill	-20.00
09/20/2024	Check	13094	Michele Deranleau	-20.00
09/20/2024	Check	13095	Emily Kathleen Diehl	-38.00
09/20/2024	Check	13098	Evelyn Dowd	-10.00
09/20/2024	Check	13107	Korinza Endsley	-12.00
09/20/2024	Check	13115	Theresa Fisher	-16.00
09/20/2024	Check	13117	Rilynn Flanagan	-1.50
09/20/2024	Check	13154	Hattie Griggs	-4.00
09/20/2024	Check	13155	Isla Griggs	-2.00
09/20/2024	Check	13163	Leela Hargadon	-11.00
09/20/2024	Check	13165	Santino Hargadon	-20.00
09/20/2024	Check	13177	Finnigan Holmes	-1.50
09/20/2024	Check	13182	Josephine Honsal	-1.50
09/20/2024	Check	13199	Susie Jones	-29.00
09/20/2024	Check	13200	Michele Kirste	-10.00
09/20/2024	Check	13210	William Lamanuzzi	-4.50
09/20/2024	Check	13218	Kim Martel	-2.00
09/20/2024	Check	13222	Alexa Matias	-10.00
09/20/2024	Check	13233	Trinity McNeese	-10.00
09/20/2024	Check	13239	Knox Mildbrandt	-1.50
09/20/2024	Check	13240	Phoenix Skye Mildbrandt	-1.50
09/20/2024	Check	13242	Constance Mitchell	-8.00
09/20/2024	Check	13243	Raylan Mitchell	-12.00
09/20/2024	Check	13245	Robby Moon	-5.00
09/20/2024	Check	13253	Colin Moxon	-7.00
09/20/2024	Check	13259	Terra Nesler	-5.00
09/20/2024	Check	13265	Sara Norris	-10.00
09/20/2024	Check	13275	Dawsyn Pastori	-5.00
09/20/2024	Check	13276	Scott Peacock	-10.00

DATE	TYPE	REF NO.	PAYEE	AMOUNT (USD)
09/20/2024	Check	13277	Ruben Piedia	-17.00
09/20/2024	Check	13278	Shiloh Perras	-58.00
09/20/2024	Check	13279	Todd Perras	-2.50
09/20/2024	Check	13287	Karst Plante	-2.00
09/20/2024	Check	13291	Quinn Rasmussen	-10.00
09/20/2024	Check	13295	Claire Renner	-8.00
09/20/2024	Check	13311	Chris S	-4.00
09/20/2024	Check	13319	Isaac D Sarvinski	-1.50
09/20/2024	Check	13320	Cheyenne Schorlig	-4.00
09/20/2024	Check	13323	Mindy Sehon	-21.00
09/20/2024	Check	13325	Hana Shirakh	-16.00
09/20/2024	Check	13329	Chloe Simon	-18.00
09/20/2024	Check	13330	Alice Smith	-4.00
09/20/2024	Check	13331	Christie Smith	-5.00
09/20/2024	Check	13333	Josh Smith	-10.00
09/20/2024	Check	13345	Jillian Steffen	-3.00
09/20/2024	Check	13351	Kristopher Stork	-8.00
09/20/2024	Check	13352	Malia Suelzle	-6.00
09/20/2024	Check	13358	Aeryn Thompson	-110.00
09/20/2024	Check	13359	Ashe Thompson	-10.00
09/20/2024	Check	13375	Jacob Van Reusen	-4.50
09/20/2024	Check	13382	Katelynn Walton	-41.00
09/20/2024	Check	13386	Hilanea Wilkinson	-10.00
09/20/2024	Check	13002	Ferndale 4-H	-25.00
09/20/2024	Check	13012	Liam Ammons	-1.00
09/20/2024	Check	13013	Lilian Anderson	-6.00
09/20/2024	Check	13020	Robin Avenmarg	-13.00
09/20/2024	Check	13047	Geri Braun	-5.00
09/20/2024	Check	13044	Jessilyn Bowne	-7.00
09/20/2024	Check	13052	Sienna Bryant	-1.50
09/20/2024	Check	13057	Kyleah Burke	-5.00
09/20/2024	Check	13074	Jo Cobb	-38.00
09/20/2024	Check	13086	Kylie C Cox	-10.00
09/20/2024	Check	13087	Gracie Crawford	-1.00
09/24/2025	Check	13401	Holden Walsh	-6.00
09/24/2025	Check	12221	Freshwater 4-H	-25.00
09/24/2025	Check	12225	Chelsea Adams	-4.00
09/24/2025	Check	12233	Rosie Arenas	-10.00
09/24/2025	Check	12235	Beverly Henry	-40.00
09/24/2025	Check	12253	Damon Brooks	-5.00
09/24/2025	Check	12260	Emma Cahoon	-66.00
09/24/2025	Check	12261	Kaiah Cahoon	-120.50
09/24/2025	Check	12262	Mia Cahoon	-61.00
09/24/2025	Check	12270	Rees Claussen	-2.50
09/24/2025	Check	12271	Jo Cobb	-153.00
09/24/2025	Check	12288	James Davis	-10.00
09/24/2025	Check	12291	Bellamy Devine	-10.00
09/24/2025	Check	12298	Johanna Downey	-3.00
09/24/2025	Check	12327	Zachary Gallagher	-5.00
09/24/2025	Check	12332	Ariel Gladden	-10.00
09/24/2025	Check	12339	Bee Gray	-3.00
09/24/2025	Check	12345	Hattie Griggs	-13.00
09/24/2025	Check	12346	Isla Griggs	-5.00
09/24/2025	Check	12347	Amanda Haas	-8.00
09/24/2025	Check	12353	Andrew Herman	-3.00
09/24/2025	Check	12396	Andrew Lende	-5.00
09/24/2025	Check	12399	Chris Lombardi	-8.00
09/24/2025	Check	12406	Emmeline Losey	-5.00
09/24/2025	Check	12407	Kate Losey	-5.00
09/24/2025	Check	12421	Liam Mckay	-10.00
09/24/2025	Check	12424	Melyssa Mealhouse	-8.00
09/24/2025	Check	12428	Raylan Mitchell	-10.00
09/24/2025	Check	12434	Nicholas Mooslin	-7.00
09/24/2025	Check	12435	Norah Mooslin	-10.00

DATE	TYPE	REF NO.	PAYEE	AMOUNT (USD)
09/24/2025	Check	12444	Seth Noel	-10.00
09/24/2025	Check	12445	Cathryn Noel-Veatch	-28.00
09/24/2025	Check	12447	Rhiannon Norvell	-3.00
09/24/2025	Check	12449	Reece Oakes	-5.00
09/24/2025	Check	12450	Thea Oakes	-5.00
09/24/2025	Check	12454	Ruben Piedia	-2.00
09/24/2025	Check	12455	Ruben Piedia	-5.00
09/24/2025	Check	12464	Ava Platz	-5.00
09/24/2025	Check	12469	Jacey Ragan	-8.00
09/24/2025	Check	12473	Allison Renner	-18.00
09/24/2025	Check	12474	Claire Renner	-4.00
09/24/2025	Check	12476	Meredith Renner	-4.00
09/24/2025	Check	12490	Page Ruff	-30.00
09/24/2025	Check	12491	Isaac Rye	-5.00
09/24/2025	Check	12494	Charli Santsche	-5.00
09/24/2025	Check	12502	Sarah Shevett	-20.00
09/24/2025	Check	12506	Debbi Sholes	-5.00
09/24/2025	Check	12511	Joshua Smith	-10.00
09/24/2025	Check	12513	Freya Smyth	-5.00
09/24/2025	Check	12536	Zachary Trumbo	-18.00
09/24/2025	Check	12537	Debra Tull	-6.00
09/24/2025	Check	12542	Lisa Vance	-8.00
09/24/2025	Check	12543	Veda Vance	-10.00
09/24/2025	Check	12547	Jessi Vook Ecker	-3.00
09/24/2025	Check	12548	Jackie Wales	-4.00
09/24/2025	Check	12554	Hilanea Wilkinson	-18.00
09/24/2025	Check	12556	Paul Williams	-10.00
09/24/2025	Check	12557	Pearl Williams	-3.00
09/24/2025	Check	12563	Jim Woodhead	-25.00

**Total** -1,687.00

Humboldt County Fair Association (new)

12004 Certificates of Deposit, Period Ending 03/31/2026

RECONCILIATION REPORT

Reconciled on: 04/08/2026

Reconciled by: Kaillou Meeks

Any changes made to transactions after this date aren't included in this report.

Summary

USD

Statement beginning balance.....	86,125.02
Checks and payments cleared (0).....	0.00
Deposits and other credits cleared (1).....	238.17
Statement ending balance.....	<u>86,363.19</u>

Register balance as of 03/31/2026.....	86,363.19
--	-----------

Details

Deposits and other credits cleared (1)

DATE	TYPE	REF NO.	PAYEE	AMOUNT (USD)
03/31/2026	Journal	CD adj March 26		238.17
<b>Total</b>				<b>238.17</b>

Humboldt County Fair Association (new)

12100 US Bank Dairy Heifer Replacement (#0027), Period Ending 03/31/2026

RECONCILIATION REPORT

Reconciled on: 04/07/2026

Reconciled by: Kaillou Meeks

Any changes made to transactions after this date aren't included in this report.

Summary

USD

Statement beginning balance.....	11,909.75
Checks and payments cleared (0).....	0.00
Deposits and other credits cleared (0).....	0.00
Statement ending balance.....	<u>11,909.75</u>
Register balance as of 03/31/2026.....	11,909.75

Humboldt County Fair Association (new)

12200 US Bank JLA Custodial Acct (#4648), Period Ending 03/31/2026

RECONCILIATION REPORT

Reconciled on: 04/07/2026

Reconciled by: Kaillou Meeks

Any changes made to transactions after this date aren't included in this report.

Summary

USD

Statement beginning balance.....	105,860.74
Checks and payments cleared (4).....	-89,093.97
Deposits and other credits cleared (0).....	0.00
Statement ending balance.....	<u>16,766.77</u>

Uncleared transactions as of 03/31/2026.....	-2,258.00
Register balance as of 03/31/2026.....	14,508.77

Details

Checks and payments cleared (4)

DATE	TYPE	REF NO.	PAYEE	AMOUNT (USD)
09/24/2025	Check	5410	Kendall Auker	-2,272.33
03/02/2026	Expense		Ferndale Billing	-58.33
03/17/2026	Transfer			-6,670.00
03/17/2026	Transfer			-80,093.31

Total -89,093.97

Additional Information

Uncleared checks and payments as of 03/31/2026

DATE	TYPE	REF NO.	PAYEE	AMOUNT (USD)
08/31/2025	Check	5411	Mercer-Fraser Company , INC.	-2,258.00

Total -2,258.00

Humboldt County Fair Association (new)

12300 US Bank JLA Operating (#5548), Period Ending 03/31/2026

RECONCILIATION REPORT

Reconciled on: 04/07/2026

Reconciled by: Kaillou Meeks

Any changes made to transactions after this date aren't included in this report.

Summary

USD

Statement beginning balance.....	7,838.95
Checks and payments cleared (1).....	-689.11
Deposits and other credits cleared (1).....	80,093.31
Statement ending balance.....	<u>87,243.15</u>
Uncleared transactions as of 03/31/2026.....	-1,492.80
Register balance as of 03/31/2026.....	85,750.35
Cleared transactions after 03/31/2026.....	0.00
Uncleared transactions after 03/31/2026.....	-2,592.00
Register balance as of 04/07/2026.....	83,158.35

Details

Checks and payments cleared (1)

DATE	TYPE	REF NO.	PAYEE	AMOUNT (USD)
03/11/2026	Check	3734	Kaylin Nylander	-689.11
<b>Total</b>				<b>-689.11</b>

Deposits and other credits cleared (1)

DATE	TYPE	REF NO.	PAYEE	AMOUNT (USD)
03/17/2026	Transfer			80,093.31
<b>Total</b>				<b>80,093.31</b>

Additional Information

Uncleared checks and payments as of 03/31/2026

DATE	TYPE	REF NO.	PAYEE	AMOUNT (USD)
08/01/2024	Check	5006	Regan Russ	-500.00
09/18/2024	Check	5012	Lisa Russ	-492.80
06/09/2025	Check	3708	Robbie Shoemaker	-500.00
<b>Total</b>				<b>-1,492.80</b>

Uncleared checks and payments after 03/31/2026

DATE	TYPE	REF NO.	PAYEE	AMOUNT (USD)
08/24/2026	Check	3718	Victorine Livestock	-2,592.00
<b>Total</b>				<b>-2,592.00</b>

Humboldt County Fair Association (new)

21610 US Bank CC 2818, Period Ending 03/13/2026

RECONCILIATION REPORT

Reconciled on: 04/08/2026

Reconciled by: Kaillou Meeks

Any changes made to transactions after this date aren't included in this report.

Summary

USD

Statement beginning balance.....	3,033.23
Charges and cash advances cleared (15).....	2,170.39
Payments and credits cleared (3).....	-4,453.45
Statement ending balance.....	<u>750.17</u>

Register balance as of 03/13/2026.....	750.17
Cleared transactions after 03/13/2026.....	0.00
Uncleared transactions after 03/13/2026.....	2,358.78
Register balance as of 04/08/2026.....	<u>3,108.95</u>

Details

Charges and cash advances cleared (15)

DATE	TYPE	REF NO.	PAYEE	AMOUNT (USD)
02/17/2026	Expense		Facebook	19.00
02/17/2026	Expense		Adobe	44.97
02/17/2026	Expense		Adobe	19.99
02/20/2026	Expense		Facebook	21.00
02/23/2026	Expense		United Airlines	846.89
02/23/2026	Expense		Amazon Prime	11.99
02/23/2026	Expense		Hilton	330.70
02/24/2026	Expense		Facebook	21.00
03/02/2026	Expense		Facebook	21.00
03/02/2026	Expense		Chat GPT	90.00
03/02/2026	Expense		QuickBooks Payments	115.00
03/02/2026	Expense		Tractor Supply	144.50
03/03/2026	Expense		Starlink	450.00
03/04/2026	Expense		Authorize.Net	30.00
03/09/2026	Expense		Facebook	4.35
<b>Total</b>				<b>2,170.39</b>

Payments and credits cleared (3)

DATE	TYPE	REF NO.	PAYEE	AMOUNT (USD)
02/24/2026	Credit Card Credit		Amazon Prime	-94.26
02/24/2026	Credit Card Credit		Amazon Prime	-31.42
02/24/2026	Credit Card Payment		US Bank Credit Card	-4,327.77
<b>Total</b>				<b>-4,453.45</b>

Additional Information

Uncleared charges and cash advances after 03/13/2026

DATE	TYPE	REF NO.	PAYEE	AMOUNT (USD)
03/16/2026	Expense		Adobe	44.97
03/16/2026	Expense		Adobe	19.99
03/16/2026	Expense		Amazon Prime	526.56
03/19/2026	Expense		Home Depot	2,070.65
03/19/2026	Expense		Amazon Prime	26.75
03/19/2026	Expense		Fortuna Ace & Garden	24.08
03/23/2026	Expense		Amazon Prime	12.99
03/25/2026	Expense			117.11

DATE	TYPE	REF NO.	PAYEE	AMOUNT (USD)
03/27/2026	Expense		QuickBooks Payments	115.00
03/28/2026	Expense		Amazon Prime	60.85
03/29/2026	Expense		Chat GPT	90.00
<b>Total</b>				<b>3,108.95</b>

Uncleared payments and credits after 03/13/2026

DATE	TYPE	REF NO.	PAYEE	AMOUNT (USD)
03/25/2026	Credit Card Payment		US Bank Credit Card	-750.17
<b>Total</b>				<b>-750.17</b>

**Statement of Activity**  
**Humboldt County Fair Association (new)**  
 April 1-16, 2026

	TOTAL
<b>Revenue</b>	
41000 Admission Revenue	1,212.18
42200 Concessions Revenue	
42201 Food Concessions	500.00
<b>Total for 42200 Concessions Revenue</b>	<b>\$500.00</b>
47000 Miscellaneous Fair Revenue	
47800 Sponsorships	1,000.00
<b>Total for 47000 Miscellaneous Fair Revenue</b>	<b>\$1,000.00</b>
47900 Other Miscellaneous Fair Revenue	
47903 Vendor Application Fee	180.00
<b>Total for 47900 Other Miscellaneous Fair Revenue</b>	<b>\$180.00</b>
48000 Interim Revenue	
48100 Rental of Buildings	800.00
48105 Arlington Rental Revenue	935.00
48200 Grounds Rental	10.00
48202 Stall & Arena Rental Income	3,230.00
48203 RV & Boat Storage	4,095.00
48700 Other Interim Revenues	2,349.00
<b>Total for 48000 Interim Revenue</b>	<b>\$11,419.00</b>
Discounts given	-960.00
<b>Total for Revenue</b>	<b>\$13,351.18</b>
<b>Gross Profit</b>	<b>\$13,351.18</b>
<b>Expenditures</b>	
50000 Administration Expense	
50100 Admin Salaries - Permanent	6,525.77
50320 Admin Payroll Taxes	501.95
50330 Admin Worker's Comp Insurance	1,007.70
50400 Admin Contracted Professional Services	4,220.00
50701 Computer Software & Supplies	478.89
50702 Credit Card & Bank Fees	613.44
50703 QuickBooks CC Payments Fees	287.59
50800 Postage	272.30
50801 Telephone / Internet	450.00
51000 Insurance (General Liability)	8,091.41
51050 Property Taxes	8,878.24
<b>Total for 50000 Administration Expense</b>	<b>\$31,327.29</b>
52000 Maintenance & General Operations	
52100 Maint Salaries - Permanent	2,950.99
52220 Maintenance Payroll Taxes	279.43
52230 Maintenance Worker's Comp Insurance	1,207.69
52600 Heat	152.24
52802 Water	3,185.72
52900 Equipment Maintenance	230.00
53000 Buildings & Grounds Maintenance	6,508.17

# Statement of Activity

Humboldt County Fair Association (new)

April 1-16, 2026

	TOTAL
53100 Trash Removal, Clean-up	981.10
53200 Maintenance Supplies	903.49
<b>Total for 52000 Maintenance &amp; General Operations</b>	<b>\$16,398.83</b>
54000 Publicity Expenses	
54400 Advertising Expense	399.00
<b>Total for 54000 Publicity Expenses</b>	<b>\$399.00</b>
66009 Misc. Non Fair Events	762.49
67000 Winter Fair Expenses	
67060 Winter Event Salaries - Temporary	1,560.41
67061 Winter Event Payroll Taxes	197.41
<b>Total for 67000 Winter Fair Expenses</b>	<b>\$1,757.82</b>
<b>Total for Expenditures</b>	<b>\$50,645.43</b>
<b>Net Operating Revenue</b>	<b>-\$37,294.25</b>
Other Expenditures	
95000 Junior Livestock Auction Expenses	
95100 JLA - Contracted Services	1,606.56
<b>Total for 95000 Junior Livestock Auction Expenses</b>	<b>\$1,606.56</b>
99999-1 Uncategorized Expenses	395.78
Ask My Accountant	12,629.00
<b>Total for Other Expenditures</b>	<b>\$14,631.34</b>
<b>Net Other Revenue</b>	<b>-\$14,631.34</b>
<b>Net Revenue</b>	<b>-\$51,925.59</b>

**Statement of Financial Position**  
**Humboldt County Fair Association (new)**  
As of Apr 16, 2026

	TOTAL
<hr/>	
Assets	
Current Assets	
Bank Accounts	
11000 Cash - Unrestricted	\$0.00
11300 US Bank Operating Acct (#4664)	274,706.94
11400 US Bank Premium Acct (#4854)	537.42
11500 US Bank Payroll Acct (#5356)	0.00
<b>Total for 11000 Cash - Unrestricted</b>	<b>\$275,244.36</b>
12000 Cash - Restricted	\$0.00
12004 Certificates of Deposit	86,363.19
12100 US Bank Dairy Heifer Replacement (#0027)	11,909.75
12200 US Bank JLA Custodial Acct (#4648)	14,450.44
12300 US Bank JLA Operating (#5548)	84,143.79
<b>Total for 12000 Cash - Restricted</b>	<b>\$196,867.17</b>
12500 Petty Cash	\$1,225.60
12600 Event Change Fund	0.00
12700 CARF Offsite Rev/Exp Monies	0.00
<b>Total for 12500 Petty Cash</b>	<b>\$1,225.60</b>
67092 Winter Fair Petty Cash	3,000.00
<b>Total for Bank Accounts</b>	<b>\$476,337.13</b>
Accounts Receivable	
13100 Accounts Receivable (A/R)	43,165.16
<b>Total for Accounts Receivable</b>	<b>\$43,165.16</b>
Other Current Assets	
12800 Payments to deposit	5,442.54
Credit Card Receivables	808.48
Prepaid Expenses	1,419.26
Uncategorized Asset	0.00
<b>Total for Other Current Assets</b>	<b>\$7,670.28</b>
<b>Total for Current Assets</b>	<b>\$527,172.57</b>
Fixed Assets	
19200 Buildings & Improvements	4,594,026.24
19201 Accumulated Depreciation-Building & Improvements	-4,037,536.85
19300 Equipment	242,421.51
19301 Accumulated depreciation-Equipment	-242,421.51
19500 Leasehold Improvements	1,079,111.60
19501 Accumulated Depreciation-Leasehold Improvements	-489,648.39
19502 Eco Green Project (PGE)	0.00
19800 Construction in progress	0.00
19818 Friendship Sq Kitchen Remodel	0.00
Ice Rink	0.00
<b>Total for Fixed Assets</b>	<b>\$1,145,952.60</b>
<b>Total for Assets</b>	<b>\$1,673,125.17</b>

**Statement of Financial Position**  
**Humboldt County Fair Association (new)**  
As of Apr 16, 2026

	TOTAL
<b>Liabilities and Equity</b>	
Liabilities	
Current Liabilities	
Accounts Payable	
21200 Accounts Payable (A/P)	10,730.26
Accounts Payable - Docyt	0.00
<b>Total for Accounts Payable</b>	<b>\$10,730.26</b>
Credit Cards	
21500 Credit Card (#9093)	0.00
21600 US Bank CC (#2921)	0.00
21610 US Bank CC 2818	5,271.71
<b>Total for Credit Cards</b>	<b>\$5,271.71</b>
Other Current Liabilities	
21000 TOT Tax Liability Account	645.38
21100 Insurance Fee's Collected	0.00
22100 Payroll Liabilities	
22200 Federal Payroll Taxes Payable	0.00
22300 State Payroll Taxes Payable	0.00
<b>Total for 22100 Payroll Liabilities</b>	<b>\$0.00</b>
22400 Admin Accrued PTO	8,047.29
22410 Maintenance Accrued PTO	2,402.00
22800 Deferred Revenue	0.00
22900 CFSA Insurance Fees Collected	5,215.00
24100 Guaranteed Deposits	13,050.00
24200 Stall Rental Deposits	675.00
Direct Deposit Payable	0.00
<b>Total for Other Current Liabilities</b>	<b>\$30,034.67</b>
<b>Total for Current Liabilities</b>	<b>\$46,036.64</b>
Long-term Liabilities	
24500 Eco Green Project Loan (PGE)	62,943.75
Ice Rink Liability	31,624.11
<b>Total for Long-term Liabilities</b>	<b>\$94,567.86</b>
<b>Total for Liabilities</b>	<b>\$140,604.50</b>
Equity	
25100 JLAC Net Res (Reserve)	32,997.39
25200 Racing Incentive Fund (Reserve)	9,830.00
29000 Inves in Cap Assets	1,213,624.30
29100 Unrestricted Net Assets	913,559.97
Opening balance equity	-99,875.67
Retained Earnings	-379,879.04
Net Income	-157,736.28
<b>Total for Equity</b>	<b>\$1,532,520.67</b>
<b>Total for Liabilities and Equity</b>	<b>\$1,673,125.17</b>