



Notice of Meeting and Agenda

Humboldt County Fair Association
1250 5th Street, Ferndale, CA

Finance Committee

HCFA Board Room

Monday January 27, 2024, 8:30 AM

How to Submit Public Comment:

State your name for the record before sharing comments. Speakers will be limited to three minutes.

Agenda:

1. CALL TO ORDER

2. **ROLL CALL:** ___ Jack Rice, Chairman ___ Johanna Rodoni ___ Darren Hansen
___ Greg Gomes ___ Lawrence Dwight ___ Andy Titus (“Ex officio”)

3. PUBLIC COMMENTS ON NON-AGENDA ITEMS:

This time is provided for members of the public to address the Board or to submit written communications not on this agenda.

4. BUSINESS ITEMS

- A. Review and Approve Financial Reports Presented for Recommendations to HCFA Board of Directors.
- i. HCFA Board of Financials Report for December2024
 - ii. HCFA Board of Management Report for December2024
 - iii. Reconciliation Report for December2024
 - iv. December2024 KPI Monthly Report
- B. Review 2025 Draft Budget, Make Recommendations to Staff as Appropriate.

5. Next Meeting: TBD

6. Adjournment

All agenda items are subject to discussion and possible action.

Notice: This agenda has been posted at least seventy-two (72) hours prior to the meeting in a location freely accessible to members of the public, in accordance with the Brown Act. The full agenda packet is also available on the Fair Association’s website at <https://www.humboldtcountyfair.org/>. For items appearing on the agenda, the public is invited to make comments at the time the item comes up for consideration by the Board or Committee. The Chair will call for public comment as each item is heard by the Board or Committee. For items not appearing on the agenda, the public is invited to make comments during the Public Comment period for non-agenda items. All speakers are invited to state their names but are not required to do so. If you wish to submit written material at the meeting, please supply 10 copies. Americans with Disabilities Act: Individuals requiring special accommodations to participate in this meeting are requested to contact the Fair Association Office at (707) 786-9511. Notification 48 hours prior to the meeting will enable the Fair Association to make reasonable arrangements to ensure accessibility to this meeting.

Board of Directors Report

Agenda 4.A.i.

Humboldt County Fair Association (new)
For the period ended December 31, 2024



Prepared by
Lighthouse Accounting Group LLC

Prepared on
January 16, 2025

Table of Contents

Statement of Activity YTD Comparison.....3

Statement of Financial Position9

Statement of Cash Flows.....11

A/P Aging Summary.....12

A/R Aging Summary13

Statement of Activity YTD Comparison

December 2024

		Total
	Dec 2024	Jan - Dec 2024 (YTD)
REVENUE		
31200 Local (Base) Allocation	39,500.00	39,500.00
41000 Admission Revenue		
41010 Regular Fair Admissions		332,645.06
41020 Discounted Fair Admissions		16,325.00
41030 JL Wristbands		4,820.00
Total 41000 Admission Revenue		353,790.06
41500 Commercial Space Revenue		
41510 Outside Commercial Space		24,646.19
41520 Inside Commercial Space		23,515.00
Total 41500 Commercial Space Revenue		48,161.19
42100 Carnival Revenue		
42101 Regular Carnival Revenue		65,264.85
42110 Pre-Sale Carnival Revenue		33,215.00
Total 42100 Carnival Revenue		98,479.85
42200 Concessions Revenue		
42201 Food Concessions		131,885.29
42250 Alcohol Concessions		228,191.96
42300 Non-Food Concessions		1,800.00
Total 42200 Concessions Revenue		361,877.25
43000 Exhibits Revenue		
43100 Entry Fees		46,995.50
43200 Donated & Sponsored Awards	30.00	20,569.73
43500 Junior Livestock Exhibit Revenue		1,710.00
Total 43000 Exhibits Revenue	30.00	69,275.23
45000 Horse Racing Revenue		
45300 Racing Program & Forms Sales		7,692.00
45500 Other Live Racing Revenue	342.42	1,822.10
45510 Box Seat Revenue		26,475.00
45520 Race Sponsor Revenue		11,200.00
45700 CARF Commission Revenue		909,663.65
Total 45000 Horse Racing Revenue	342.42	956,852.75
47000 Miscellaneous Fair Revenue		
47100 Fair Parking		52,194.34
47200 Jr. Fair Board		940.00

		Total
	Dec 2024	Jan - Dec 2024 (YTD)
47700 JL Camping Fees		11,464.66
47800 Sponsorships		233,732.56
47900 Other Miscellaneous Fair Revenue		
47901 Art Sales		1,240.00
47902 Fair Merchandise		4,432.20
47903 Vendor Application Fee		2,250.00
47904 Vendor Concession Commissions		732.37
47905 Special Event Revenue		11,914.50
47908 Other Fair Time Camping		10,457.28
Total 47900 Other Miscellaneous Fair Revenue		31,026.35
Total 47000 Miscellaneous Fair Revenue		329,357.91
47005 Miscellaneous Non-Fair Programs	33,777.19	39,079.19
48000 Interim Revenue		
48100 Rental of Buildings	1,090.00	54,424.70
48105 Arlington Rental Revenue	45.00	45.00
48200 Grounds Rental	920.00	17,810.00
48201 RV Camping Interim Revenue	810.00	92,965.60
48202 Stall & Arena Rental Income	2,325.40	23,740.20
48203 RV & Boat Storage	5,165.00	50,842.84
48300 Equipment Rentals		4,060.00
48400 Interim Concession Revenue		3,775.00
48501 Damage Reimbursement & Fees (deleted)		200.00
48503 Insurance Processing Fee		1,155.40
48601 Damage Fees Charged		160.40
48700 Other Interim Revenues		174.95
Total 48000 Interim Revenue	10,355.40	249,354.09
49500 Other Operating Revenue		516.55
49520 Non-Fair Donations & Sponsorships		214.00
49540 Other Operating Revenue	51,000.00	148,045.89
Total 49500 Other Operating Revenue	51,000.00	148,776.44
Total Revenue	135,005.01	2,694,503.96
GROSS PROFIT	135,005.01	2,694,503.96
EXPENDITURES		
50000 Administration Expense		
50100 Admin Salaries - Permanent	18,896.06	269,980.72
50200 Admin Salaries - Temporary		6,680.28
50320 Admin Payroll Taxes	1,445.56	24,465.26
50330 Admin Worker's Comp Insurance		14,794.69

		Total
	Dec 2024	Jan - Dec 2024 (YTD)
50400 Admin Contracted Professional Services	4,850.00	66,878.60
50500 Directors' Expenses		206.81
50600 Employee Travel, Recruitment & Training	1,364.65	6,441.09
50700 Office Supplies	781.58	10,908.69
50701 Computer Software & Supplies	3,001.88	35,098.24
50702 Credit Card & Bank Fees	445.06	37,835.15
50703 QuickBooks CC Payments Fees	1,229.12	8,268.71
50800 Telephone & Postage	5,060.96	46,237.32
50900 Dues & Subscriptions	1,000.00	11,530.75
51000 Insurance (General Liability)		54,481.74
51010 Insurance (Vehicle)	2,169.76	1,869.66
51050 Property Taxes		10,500.38
51400 Current Year Bad Debt Expense		3,706.80
51500 Other Administration Expense		529.00
Total 50000 Administration Expense	40,244.63	610,413.89
52000 Maintenance & General Operations		0.00
52100 Maint Salaries - Permanent	9,061.83	126,943.71
52200 Maint Salaries - Temporary	9,919.94	73,920.30
52220 Maintenance Payroll Taxes	1,877.30	20,018.38
52230 Maintenance Worker's Comp Insurance		14,794.70
52300 Maint Contracted Professional Services	438.78	11,905.56
52500 Maintenance Equipment Rental	1,053.31	8,655.39
52800 Light, Heat, Water & Power	15,386.59	144,947.28
52900 Equipment Maintenance		6,650.00
53000 Buildings & Grounds Maintenance	640.78	53,313.63
53100 Trash Removal, Clean-up	17,875.16	34,849.77
53150 RV Camping Expense		975.00
53200 Maintenance Supplies	1,457.52	36,949.85
53300 Special Repairs Under \$5K		639.20
Total 52000 Maintenance & General Operations	57,711.21	534,562.77
54000 Publicity Expenses		
54400 Advertising Expense	3,105.64	27,132.72
Total 54000 Publicity Expenses	3,105.64	27,132.72
56000 Attendance Expense		
56101 Attendance Salaries - Temporary		50,891.85
56120 Attendance Payroll Taxes		6,335.99
56200 Attendance Contracted Professional Services		47,772.00
56300 Attendance Supplies		5,298.56
56400 Attendance Other Expenses		4,057.10
56401 Attendance Rentals-Tent, Restrooms, other		13,998.74

	Dec 2024	Jan - Dec 2024 (YTD)	Total
Total 56000 Attendance Expense			128,354.24
57000 Miscellaneous Fair Expense			1,457.48
57100 Parking Contracted Services			22,664.64
57200 Fair Bar Expenses			
57210 Bartender-Temporary			29,783.75
57220 Bartender Payroll Taxes			3,708.11
57230 Fair Bar Alcohol			81,759.37
57240 Fair Bar Other			6,310.41
Total 57200 Fair Bar Expenses			121,561.64
57300 Fair Merchandise Expense			2,130.40
57500 Dairy Heifer Sale			1,473.61
57700 Sponsorship Expense			22,189.99
57800 Other Misc Fair Expense			2,940.44
57900 Commercial Exh & Concessions Expense			9,414.00
80040 EMT/First Responder Salaries-Temporary			3,534.13
80050 EMT/First Responder Payroll Taxes			453.35
Total 57000 Miscellaneous Fair Expense			187,819.68
58000 Premium Expense			
58100 Cash Premium Awards	29.00		26,881.37
58200 Exhibit Awards (trophies, ribbons)			11,959.40
Total 58000 Premium Expense	29.00		38,840.77
63000 Exhibits Expense			
63101 Exhibits Salaries - Temporary			30,576.89
63120 Exhibits Payroll Taxes			3,806.80
63200 Judges (non JLA)			10,203.68
63300 Exhibits Contracted Professional Services			6,270.34
63400 Exhibit Supplies			3,217.60
63600 Exhibits Decorations			1,193.36
63700 Other Exhibits Expense			10,172.22
Total 63000 Exhibits Expense			65,440.89
65000 Horse Racing Expense			
65100 Horse Racing Salaries - Union			89,115.94
65200 Horse Racing Salaries- Non Union			25,363.13
65210 Horse Racing Employee Benefits (ER share)	76.33		2,688.74
65220 Horse Racing Payroll Taxes			14,130.87
65300 Horse Racing Contracted Professional Services			128,154.13
65301 CARF Management Fees			983.06

		Total
	Dec 2024	Jan - Dec 2024 (YTD)
65302 CARF Commission Bill Back		589,129.50
65400 Horse Racing Supplies		17,245.28
65700 Horse Racing Equipment Rental		31,088.64
65800 Other Horse Racing Expense		63,330.35
Total 65000 Horse Racing Expense	76.33	961,229.64
66000 Fair Entertainment Expense		0.00
66200 Fair Entertainment Contracted Professional Services		62,608.35
66300 Fair Entertainment Supplies		1,328.89
66700 Other Fair Entertainment Expense		2,000.00
Total 66000 Fair Entertainment Expense		65,937.24
66009 Misc. Non Fair Events	8,312.66	39,344.90
72300 Major Equipment Purchases under \$5K		30,600.00
80000 Prior Year Operating Expense Adjustment		20,171.69
80010 Prior Year General Expense Adjustments		17.00
Total 80000 Prior Year Operating Expense Adjustment		20,188.69
85000 Cash Shortages & Overages		-0.90
85100 Ticket Sales Over/Under		1.50
85900 Other Cash Over/Under		448.21
Total 85000 Cash Shortages & Overages		448.81
Payroll Expenses		
Taxes		34.43
Wages		38.48
Total Payroll Expenses		72.91
Total Expenditures	109,479.47	2,710,387.15
NET OPERATING REVENUE	25,525.54	-15,883.19
OTHER REVENUE		
49600 Auction Revenues		750.00
49605 JLA Revenues	550.00	700.00
49700 JLA Other Revenue		340.00
49705 JLA Add-ons		152,284.00
49730 JLA Harvesting Fee's & Fine Processing Collected		27,710.00
49750 JLA BBQ Presale Income		7,730.00
49800 JLA BBQ Income		15,190.00
49810 JLA BBQ Ticket No Sell Fine		1,500.00
49812 JLA Buyer Income		
49815 JLA Auction Commission		72,707.19
49820 JLA Buyer Payments		854,729.81

		Total
	Dec 2024	Jan - Dec 2024 (YTD)
Total 49812 JLA Buyer Income		927,437.00
Total 49605 JLA Revenues	550.00	1,132,891.00
49710 Veggie Auction Revenue		11,149.00
49720 Veggie Add-ons		2,460.00
49725 Veggie Auction Commission		6,186.00
Total 49710 Veggie Auction Revenue		19,795.00
49900 Dairy Heifer Auction Revenue		26,580.00
49910 Dairy Add-Ons		4,750.00
49915 Dairy Heifer Auction Commission		1,477.50
Total 49900 Dairy Heifer Auction Revenue		32,807.50
Total 49600 Auction Revenues	550.00	1,186,243.50
Total Other Revenue	550.00	1,186,243.50
OTHER EXPENDITURES		
95000 Junior Livestock Auction Expenses		
95100 JLA - Contracted Services		49,014.68
95200 JLA - Supplies	492.80	12,437.23
95400 JLA Scholarship Expense		3,000.00
95500 JLA Seller Expenditures		
95500.4 JLA Seller Payments	1,316.00	1,106,878.82
Total 95500 JLA Seller Expenditures	1,316.00	1,106,878.82
96000 JLA BBQ Expense		19,730.96
Total 95000 Junior Livestock Auction Expenses	1,808.80	1,191,061.69
Total Other Expenditures	1,808.80	1,191,061.69
NET OTHER REVENUE	-1,258.80	-4,818.19
NET REVENUE	\$24,266.74	\$ -20,701.38

Statement of Financial Position

As of December 31, 2024

	Total
ASSETS	
Current Assets	
Bank Accounts	
11000 Cash - Unrestricted	0.00
11300 US Bank Operating Acct (#4664)	498,894.90
11400 US Bank Premium Acct (#4854)	555.42
11500 US Bank Payroll Acct (#5356)	990.00
Total 11000 Cash - Unrestricted	500,440.32
12000 Cash - Restricted	0.00
12100 US Bank Dairy Heifer Replacement (#0027)	10,432.25
12200 US Bank JLA Custodial Acct (#4648)	95,286.82
12300 US Bank JLA Operating (#5548)	77,218.48
Total 12000 Cash - Restricted	182,937.55
12500 Petty Cash	655.00
Total Bank Accounts	684,032.87
Accounts Receivable	
13100 Accounts Receivable (A/R)	117,917.49
Total Accounts Receivable	117,917.49
Other Current Assets	
12800 Payments to deposit	7,129.95
Credit Card Receivables	89.60
Prepaid Expense - Docyt	26,128.98
Total Other Current Assets	33,348.53
Total Current Assets	835,298.89
Fixed Assets	
19200 Buildings & Improvements	4,459,451.78
19201 Accumulated Depreciation-Building & Improvements	-3,935,552.82
19300 Equipment	246,456.97
19301 Accumulated depreciation-Equipment	-242,421.51
19500 Leasehold Improvements	944,302.95
19501 Accumulated Depreciation-Leasehold Improvements	-368,010.66
19502 Eco Green Project (PGE)	134,808.65
Total Fixed Assets	1,239,035.36
TOTAL ASSETS	\$2,074,334.25

LIABILITIES AND EQUITY

Liabilities

Current Liabilities

Accounts Payable

21200 Accounts Payable (A/P)	64,012.85
------------------------------	-----------

	Total
Accounts Payable - Docyt	-361.33
Total Accounts Payable	63,651.52
Credit Cards	
21600 US Bank CC (#2921)	140.24
21610 US Bank CC 2818	1,180.99
Total Credit Cards	1,321.23
Other Current Liabilities	
21000 TOT Tax Liability Account	151.28
22400 Admin Accrued PTO	6,490.84
22410 Maintenance Accrued PTO	4,648.75
22800 Deferred Revenue	2,335.10
22900 CFSA Insurance Fees Collected	5,085.86
24200 Stall Rental Deposits	600.00
Total Other Current Liabilities	19,311.83
Total Current Liabilities	84,284.58
Long-Term Liabilities	
24500 Eco Green Project Loan (PGE)	90,596.87
Total Long-Term Liabilities	90,596.87
Total Liabilities	174,881.45
Equity	
25100 JLAC Net Res (Reserve)	32,997.39
25200 Racing Incentive Fund (Reserve)	9,830.00
29000 Inves in Cap Assets	1,213,624.30
29100 Unrestricted Net Assets	913,559.97
Opening balance equity	-99,875.67
Retained Earnings	-149,981.81
Net Revenue	-20,701.38
Total Equity	1,899,452.80
TOTAL LIABILITIES AND EQUITY	\$2,074,334.25

Statement of Cash Flows

December 2024

	Total
OPERATING ACTIVITIES	
Net Revenue	24,266.74
Adjustments to reconcile Net Revenue to Net Cash provided by operations:	
13100 Accounts Receivable (A/R)	4,194.70
Prepaid Expense - Docyt	-9,679.32
21200 Accounts Payable (A/P)	9,433.36
Accounts Payable - Docyt	-651.85
21600 US Bank CC (#2921)	-120.25
21610 US Bank CC 2818	-1,399.97
21000 TOT Tax Liability Account	97.20
22800 Deferred Revenue	-7,525.00
24200 Stall Rental Deposits	75.00
Total Adjustments to reconcile Net Revenue to Net Cash provided by operations:	-5,576.13
Net cash provided by operating activities	18,690.61
FINANCING ACTIVITIES	
24500 Eco Green Project Loan (PGE)	-3,456.64
Net cash provided by financing activities	-3,456.64
NET CASH INCREASE FOR PERIOD	15,233.97
Cash at beginning of period	675,928.85
CASH AT END OF PERIOD	\$691,162.82

A/P Aging Summary

As of December 31, 2024

	Current	1 - 30	31 - 60	61 - 90	91 and over	Total
Amazon Prime	60.62					60.62
Answering Innovations		80.35				80.35
Blue Star Gas/Sequoia Gas	4,220.59					4,220.59
California Fair Services Authority	9,679.32	8,352.33	8,097.33			26,128.98
CRT 495 Fund		46.99				46.99
CRT SEIU FUND		29.34				29.34
Del Oro Water Company	3,002.30				29.54	3,031.84
Eureka Broadcasting Co., Inc.	320.00					320.00
Eureka Oxygen Co	46.06					46.06
Ferndale Tech	2,829.13					2,829.13
Frontier Communications	126.68					126.68
Lost Coast Communications, Inc.			350.00			350.00
Nilsen Feed & Grain Co.	801.64					801.64
PG&E	3,482.59					3,482.59
Pitney Bowes	270.68					270.68
Recology Eel River Fortuna	17,875.16					17,875.16
Scinto Group LLC					3,500.00	3,500.00
T.G. Razooly		240.00				240.00
The Farm Shop	103.08					103.08
Wells Fargo Financial Leasing, Inc.	107.79					107.79
TOTAL	\$42,925.64	\$8,749.01	\$8,447.33	\$0.00	\$3,529.54	\$63,651.52

A/R Aging Summary

As of December 31, 2024

	Current	1 - 30	31 - 60	61 - 90	91 and over	Total
Alioune Jioum TGM					1,375.00	1,375.00
Alissa Clear		100.00				100.00
Allen Aldrich					15,000.00	15,000.00
Allen Ehlers		95.00				95.00
Alto Equipment					100.00	100.00
Ann Jones		-475.00				-475.00
Bart Silvers	-95.00					-95.00
Beatriz Cuenca	1,215.00					1,215.00
Blue Milsap (JLA)					903.00	903.00
Bob Hoopes		-95.00				-95.00
Bryce T Bell			270.00			270.00
Bureau of Land Managment					25.00	25.00
Charlene Larsen				14.40		14.40
Chris Cisper			2.64			2.64
Cindy Olsen					25.00	25.00
Dean Petersen	-95.00					-95.00
Devin Ailpatric				-8.80		-8.80
Dona Kahrs			139.20			139.20
Dry Camping				-2.20		-2.20
Dustin Hurst			18.50		-18.50	0.00
Falcon International Co.					25.00	25.00
Fat Anne's Bakery & Bistro					500.00	500.00
Flavors of East Africa					25.00	25.00
Fortuna Optometry (JLA)					250.00	250.00
Green Wired					1,000.00	1,000.00

	Current	1 - 30	31 - 60	61 - 90	91 and over	Total
Hamari's Shave Ice					25.60	25.60
Hanna & Joe Sample					-49.10	-49.10
Hometown Store					25.00	25.00
Horse Race Offsite Betting AR					78,949.12	78,949.12
Humboldt Co Republican Party					75.00	75.00
International Foods					25.00	25.00
James Monroe					55.00	55.00
Jared Sousa					68.40	68.40
Jason Sells		85.00				85.00
Jeannine Brandenburg		-85.00				-85.00
Jeff Griffith					270.00	270.00
John Doerner		-550.00				-550.00
Kathy Riddle				94.40		94.40
Lawrence Dwight					2,500.00	2,500.00
Marooned Inc DBA Scaregrounds	300.00	4,739.70				5,039.70
Matt Nilsen		-95.00				-95.00
Mejia Curios					25.00	25.00
Miscellaneous - A/R Reconcile	-114,733.52	107,208.52	-3,720.00	-103,488.52	117,068.62	2,335.10
Miscellaneous JLA					6,711.83	6,711.83
Native Sons of the Golden West		50.00	50.00	50.00		150.00
Norman & Wendy Sotomayor	-95.00					-95.00
Note Creative			155.00			155.00
Pete Dulik	-95.00					-95.00
Ralph Dyer	-95.00					-95.00
Recology (JLA)					54.00	54.00
Richard Hutchison		135.00				135.00
RV Camping-CC				44.80	1,765.40	1,810.20

	Current	1 - 30	31 - 60	61 - 90	91 and over	Total
Scott Foster					75.00	75.00
Scott Griswold	-285.00					-285.00
Stephanie Beauchaine					75.00	75.00
Stephens Candles			165.00			165.00
Steve Strombeck	95.00					95.00
Tammy Benson		-120.00				-120.00
Zaruk Hayes	-95.00					-95.00
Zoe Wise		95.00	95.00			190.00
TOTAL	\$ -113,978.52	\$111,088.22	\$ -2,824.66	\$ -103,295.92	\$226,928.37	\$117,917.49

The information contained in this report is provided for informational purposes only and is not intended to substitute for obtaining accounting, tax, or financial advice from a professional accountant. Any tax advice contained in this report is not intended to be used for the purpose of avoiding penalties under tax law. While we use reasonable efforts to furnish accurate and up-to-date information, we do not warrant that any information contained in or made available through this report is accurate, complete, reliable, current or error-free. We assume no liability or responsibility for any errors or omissions in the content of this report or delivered information.

Management Report

Agenda 4.A.ii.

Humboldt County Fair Association (new)
For the period ended December 31, 2024



Prepared by
Lighthouse Accounting Group LLC

Prepared on
January 16, 2025

Table of Contents

Statement of Activity YTD Comparison.....3

Statement of Financial Position9

Statement of Cash Flows.....11

A/P Aging Summary.....12

A/R Aging Summary13

Transaction Detail by Account16

Statement of Activity YTD Comparison

December 2024

	Dec 2024	Jan - Dec 2024 (YTD)	Total
REVENUE			
31200 Local (Base) Allocation	39,500.00		39,500.00
41000 Admission Revenue			
41010 Regular Fair Admissions			332,645.06
41020 Discounted Fair Admissions			16,325.00
41030 JL Wristbands			4,820.00
Total 41000 Admission Revenue			353,790.06
41500 Commercial Space Revenue			
41510 Outside Commercial Space			24,646.19
41520 Inside Commercial Space			23,515.00
Total 41500 Commercial Space Revenue			48,161.19
42100 Carnival Revenue			
42101 Regular Carnival Revenue			65,264.85
42110 Pre-Sale Carnival Revenue			33,215.00
Total 42100 Carnival Revenue			98,479.85
42200 Concessions Revenue			
42201 Food Concessions			131,885.29
42250 Alcohol Concessions			228,191.96
42300 Non-Food Concessions			1,800.00
Total 42200 Concessions Revenue			361,877.25
43000 Exhibits Revenue			
43100 Entry Fees			46,995.50
43200 Donated & Sponsored Awards	30.00		20,569.73
43500 Junior Livestock Exhibit Revenue			1,710.00
Total 43000 Exhibits Revenue	30.00		69,275.23
45000 Horse Racing Revenue			
45300 Racing Program & Forms Sales			7,692.00
45500 Other Live Racing Revenue	342.42		1,822.10
45510 Box Seat Revenue			26,475.00
45520 Race Sponsor Revenue			11,200.00
45700 CARF Commission Revenue			909,663.65
Total 45000 Horse Racing Revenue	342.42		956,852.75
47000 Miscellaneous Fair Revenue			
47100 Fair Parking			52,194.34
47200 Jr. Fair Board			940.00

		Total
	Dec 2024	Jan - Dec 2024 (YTD)
47700 JL Camping Fees		11,464.66
47800 Sponsorships		233,732.56
47900 Other Miscellaneous Fair Revenue		
47901 Art Sales		1,240.00
47902 Fair Merchandise		4,432.20
47903 Vendor Application Fee		2,250.00
47904 Vendor Concession Commissions		732.37
47905 Special Event Revenue		11,914.50
47908 Other Fair Time Camping		10,457.28
Total 47900 Other Miscellaneous Fair Revenue		31,026.35
Total 47000 Miscellaneous Fair Revenue		329,357.91
47005 Miscellaneous Non-Fair Programs	33,777.19	39,079.19
48000 Interim Revenue		
48100 Rental of Buildings	1,090.00	54,424.70
48105 Arlington Rental Revenue	45.00	45.00
48200 Grounds Rental	920.00	17,810.00
48201 RV Camping Interim Revenue	810.00	92,965.60
48202 Stall & Arena Rental Income	2,325.40	23,740.20
48203 RV & Boat Storage	5,165.00	50,842.84
48300 Equipment Rentals		4,060.00
48400 Interim Concession Revenue		3,775.00
48501 Damage Reimbursement & Fees (deleted)		200.00
48503 Insurance Processing Fee		1,155.40
48601 Damage Fees Charged		160.40
48700 Other Interim Revenues		174.95
Total 48000 Interim Revenue	10,355.40	249,354.09
49500 Other Operating Revenue		516.55
49520 Non-Fair Donations & Sponsorships		214.00
49540 Other Operating Revenue	51,000.00	148,045.89
Total 49500 Other Operating Revenue	51,000.00	148,776.44
Total Revenue	135,005.01	2,694,503.96
GROSS PROFIT	135,005.01	2,694,503.96
EXPENDITURES		
50000 Administration Expense		
50100 Admin Salaries - Permanent	18,896.06	269,980.72
50200 Admin Salaries - Temporary		6,680.28
50320 Admin Payroll Taxes	1,445.56	24,465.26
50330 Admin Worker's Comp Insurance		14,794.69

		Total
	Dec 2024	Jan - Dec 2024 (YTD)
50400 Admin Contracted Professional Services	4,850.00	66,878.60
50500 Directors' Expenses		206.81
50600 Employee Travel, Recruitment & Training	1,364.65	6,441.09
50700 Office Supplies	781.58	10,908.69
50701 Computer Software & Supplies	3,001.88	35,098.24
50702 Credit Card & Bank Fees	445.06	37,835.15
50703 QuickBooks CC Payments Fees	1,229.12	8,268.71
50800 Telephone & Postage	5,060.96	46,237.32
50900 Dues & Subscriptions	1,000.00	11,530.75
51000 Insurance (General Liability)		54,481.74
51010 Insurance (Vehicle)	2,169.76	1,869.66
51050 Property Taxes		10,500.38
51400 Current Year Bad Debt Expense		3,706.80
51500 Other Administration Expense		529.00
Total 50000 Administration Expense	40,244.63	610,413.89
52000 Maintenance & General Operations		0.00
52100 Maint Salaries - Permanent	9,061.83	126,943.71
52200 Maint Salaries - Temporary	9,919.94	73,920.30
52220 Maintenance Payroll Taxes	1,877.30	20,018.38
52230 Maintenance Worker's Comp Insurance		14,794.70
52300 Maint Contracted Professional Services	438.78	11,905.56
52500 Maintenance Equipment Rental	1,053.31	8,655.39
52800 Light, Heat, Water & Power	15,386.59	144,947.28
52900 Equipment Maintenance		6,650.00
53000 Buildings & Grounds Maintenance	640.78	53,313.63
53100 Trash Removal, Clean-up	17,875.16	34,849.77
53150 RV Camping Expense		975.00
53200 Maintenance Supplies	1,457.52	36,949.85
53300 Special Repairs Under \$5K		639.20
Total 52000 Maintenance & General Operations	57,711.21	534,562.77
54000 Publicity Expenses		
54400 Advertising Expense	3,105.64	27,132.72
Total 54000 Publicity Expenses	3,105.64	27,132.72
56000 Attendance Expense		
56101 Attendance Salaries - Temporary		50,891.85
56120 Attendance Payroll Taxes		6,335.99
56200 Attendance Contracted Professional Services		47,772.00
56300 Attendance Supplies		5,298.56
56400 Attendance Other Expenses		4,057.10
56401 Attendance Rentals-Tent, Restrooms, other		13,998.74

	Dec 2024	Jan - Dec 2024 (YTD)	Total
Total 56000 Attendance Expense			128,354.24
57000 Miscellaneous Fair Expense			1,457.48
57100 Parking Contracted Services			22,664.64
57200 Fair Bar Expenses			
57210 Bartender-Temporary			29,783.75
57220 Bartender Payroll Taxes			3,708.11
57230 Fair Bar Alcohol			81,759.37
57240 Fair Bar Other			6,310.41
Total 57200 Fair Bar Expenses			121,561.64
57300 Fair Merchandise Expense			2,130.40
57500 Dairy Heifer Sale			1,473.61
57700 Sponsorship Expense			22,189.99
57800 Other Misc Fair Expense			2,940.44
57900 Commercial Exh & Concessions Expense			9,414.00
80040 EMT/First Responder Salaries-Temporary			3,534.13
80050 EMT/First Responder Payroll Taxes			453.35
Total 57000 Miscellaneous Fair Expense			187,819.68
58000 Premium Expense			
58100 Cash Premium Awards	29.00		26,881.37
58200 Exhibit Awards (trophies, ribbons)			11,959.40
Total 58000 Premium Expense	29.00		38,840.77
63000 Exhibits Expense			
63101 Exhibits Salaries - Temporary			30,576.89
63120 Exhibits Payroll Taxes			3,806.80
63200 Judges (non JLA)			10,203.68
63300 Exhibits Contracted Professional Services			6,270.34
63400 Exhibit Supplies			3,217.60
63600 Exhibits Decorations			1,193.36
63700 Other Exhibits Expense			10,172.22
Total 63000 Exhibits Expense			65,440.89
65000 Horse Racing Expense			
65100 Horse Racing Salaries - Union			89,115.94
65200 Horse Racing Salaries- Non Union			25,363.13
65210 Horse Racing Employee Benefits (ER share)	76.33		2,688.74
65220 Horse Racing Payroll Taxes			14,130.87
65300 Horse Racing Contracted Professional Services			128,154.13
65301 CARF Management Fees			983.06

		Total
	Dec 2024	Jan - Dec 2024 (YTD)
65302 CARF Commission Bill Back		589,129.50
65400 Horse Racing Supplies		17,245.28
65700 Horse Racing Equipment Rental		31,088.64
65800 Other Horse Racing Expense		63,330.35
Total 65000 Horse Racing Expense	76.33	961,229.64
66000 Fair Entertainment Expense		0.00
66200 Fair Entertainment Contracted Professional Services		62,608.35
66300 Fair Entertainment Supplies		1,328.89
66700 Other Fair Entertainment Expense		2,000.00
Total 66000 Fair Entertainment Expense		65,937.24
66009 Misc. Non Fair Events	8,312.66	39,344.90
72300 Major Equipment Purchases under \$5K		30,600.00
80000 Prior Year Operating Expense Adjustment		20,171.69
80010 Prior Year General Expense Adjustments		17.00
Total 80000 Prior Year Operating Expense Adjustment		20,188.69
85000 Cash Shortages & Overages		-0.90
85100 Ticket Sales Over/Under		1.50
85900 Other Cash Over/Under		448.21
Total 85000 Cash Shortages & Overages		448.81
Payroll Expenses		
Taxes		34.43
Wages		38.48
Total Payroll Expenses		72.91
Total Expenditures	109,479.47	2,710,387.15
NET OPERATING REVENUE	25,525.54	-15,883.19
OTHER REVENUE		
49600 Auction Revenues		750.00
49605 JLA Revenues	550.00	700.00
49700 JLA Other Revenue		340.00
49705 JLA Add-ons		152,284.00
49730 JLA Harvesting Fee's & Fine Processing Collected		27,710.00
49750 JLA BBQ Presale Income		7,730.00
49800 JLA BBQ Income		15,190.00
49810 JLA BBQ Ticket No Sell Fine		1,500.00
49812 JLA Buyer Income		
49815 JLA Auction Commission		72,707.19
49820 JLA Buyer Payments		854,729.81

		Total
	Dec 2024	Jan - Dec 2024 (YTD)
Total 49812 JLA Buyer Income		927,437.00
Total 49605 JLA Revenues	550.00	1,132,891.00
49710 Veggie Auction Revenue		11,149.00
49720 Veggie Add-ons		2,460.00
49725 Veggie Auction Commission		6,186.00
Total 49710 Veggie Auction Revenue		19,795.00
49900 Dairy Heifer Auction Revenue		26,580.00
49910 Dairy Add-Ons		4,750.00
49915 Dairy Heifer Auction Commission		1,477.50
Total 49900 Dairy Heifer Auction Revenue		32,807.50
Total 49600 Auction Revenues	550.00	1,186,243.50
Total Other Revenue	550.00	1,186,243.50
OTHER EXPENDITURES		
95000 Junior Livestock Auction Expenses		
95100 JLA - Contracted Services		49,014.68
95200 JLA - Supplies	492.80	12,437.23
95400 JLA Scholarship Expense		3,000.00
95500 JLA Seller Expenditures		
95500.4 JLA Seller Payments	1,316.00	1,106,878.82
Total 95500 JLA Seller Expenditures	1,316.00	1,106,878.82
96000 JLA BBQ Expense		19,730.96
Total 95000 Junior Livestock Auction Expenses	1,808.80	1,191,061.69
Total Other Expenditures	1,808.80	1,191,061.69
NET OTHER REVENUE	-1,258.80	-4,818.19
NET REVENUE	\$24,266.74	\$ -20,701.38

Statement of Financial Position

As of December 31, 2024

	Total
ASSETS	
Current Assets	
Bank Accounts	
11000 Cash - Unrestricted	0.00
11300 US Bank Operating Acct (#4664)	498,894.90
11400 US Bank Premium Acct (#4854)	555.42
11500 US Bank Payroll Acct (#5356)	990.00
Total 11000 Cash - Unrestricted	500,440.32
12000 Cash - Restricted	0.00
12100 US Bank Dairy Heifer Replacement (#0027)	10,432.25
12200 US Bank JLA Custodial Acct (#4648)	95,286.82
12300 US Bank JLA Operating (#5548)	77,218.48
Total 12000 Cash - Restricted	182,937.55
12500 Petty Cash	655.00
Total Bank Accounts	684,032.87
Accounts Receivable	
13100 Accounts Receivable (A/R)	117,917.49
Total Accounts Receivable	117,917.49
Other Current Assets	
12800 Payments to deposit	7,129.95
Credit Card Receivables	89.60
Prepaid Expense - Docyt	26,128.98
Total Other Current Assets	33,348.53
Total Current Assets	835,298.89
Fixed Assets	
19200 Buildings & Improvements	4,459,451.78
19201 Accumulated Depreciation-Building & Improvements	-3,935,552.82
19300 Equipment	246,456.97
19301 Accumulated depreciation-Equipment	-242,421.51
19500 Leasehold Improvements	944,302.95
19501 Accumulated Depreciation-Leasehold Improvements	-368,010.66
19502 Eco Green Project (PGE)	134,808.65
Total Fixed Assets	1,239,035.36
TOTAL ASSETS	\$2,074,334.25

LIABILITIES AND EQUITY

Liabilities

Current Liabilities

Accounts Payable

21200 Accounts Payable (A/P)	64,012.85
------------------------------	-----------

	Total
Accounts Payable - Docyt	-361.33
Total Accounts Payable	63,651.52
Credit Cards	
21600 US Bank CC (#2921)	140.24
21610 US Bank CC 2818	1,180.99
Total Credit Cards	1,321.23
Other Current Liabilities	
21000 TOT Tax Liability Account	151.28
22400 Admin Accrued PTO	6,490.84
22410 Maintenance Accrued PTO	4,648.75
22800 Deferred Revenue	2,335.10
22900 CFSA Insurance Fees Collected	5,085.86
24200 Stall Rental Deposits	600.00
Total Other Current Liabilities	19,311.83
Total Current Liabilities	84,284.58
Long-Term Liabilities	
24500 Eco Green Project Loan (PGE)	90,596.87
Total Long-Term Liabilities	90,596.87
Total Liabilities	174,881.45
Equity	
25100 JLAC Net Res (Reserve)	32,997.39
25200 Racing Incentive Fund (Reserve)	9,830.00
29000 Inves in Cap Assets	1,213,624.30
29100 Unrestricted Net Assets	913,559.97
Opening balance equity	-99,875.67
Retained Earnings	-149,981.81
Net Revenue	-20,701.38
Total Equity	1,899,452.80
TOTAL LIABILITIES AND EQUITY	\$2,074,334.25

Statement of Cash Flows

December 2024

	Total
OPERATING ACTIVITIES	
Net Revenue	24,266.74
Adjustments to reconcile Net Revenue to Net Cash provided by operations:	
13100 Accounts Receivable (A/R)	4,194.70
Prepaid Expense - Docyt	-9,679.32
21200 Accounts Payable (A/P)	9,433.36
Accounts Payable - Docyt	-651.85
21600 US Bank CC (#2921)	-120.25
21610 US Bank CC 2818	-1,399.97
21000 TOT Tax Liability Account	97.20
22800 Deferred Revenue	-7,525.00
24200 Stall Rental Deposits	75.00
Total Adjustments to reconcile Net Revenue to Net Cash provided by operations:	-5,576.13
Net cash provided by operating activities	18,690.61
FINANCING ACTIVITIES	
24500 Eco Green Project Loan (PGE)	-3,456.64
Net cash provided by financing activities	-3,456.64
NET CASH INCREASE FOR PERIOD	15,233.97
Cash at beginning of period	675,928.85
CASH AT END OF PERIOD	\$691,162.82

A/P Aging Summary

As of December 31, 2024

	Current	1 - 30	31 - 60	61 - 90	91 and over	Total
Amazon Prime	60.62					60.62
Answering Innovations		80.35				80.35
Blue Star Gas/Sequoia Gas	4,220.59					4,220.59
California Fair Services Authority	9,679.32	8,352.33	8,097.33			26,128.98
CRT 495 Fund		46.99				46.99
CRT SEIU FUND		29.34				29.34
Del Oro Water Company	3,002.30				29.54	3,031.84
Eureka Broadcasting Co., Inc.	320.00					320.00
Eureka Oxygen Co	46.06					46.06
Ferndale Tech	2,829.13					2,829.13
Frontier Communications	126.68					126.68
Lost Coast Communications, Inc.			350.00			350.00
Nilsen Feed & Grain Co.	801.64					801.64
PG&E	3,482.59					3,482.59
Pitney Bowes	270.68					270.68
Recology Eel River Fortuna	17,875.16					17,875.16
Scinto Group LLC					3,500.00	3,500.00
T.G. Razooly		240.00				240.00
The Farm Shop	103.08					103.08
Wells Fargo Financial Leasing, Inc.	107.79					107.79
TOTAL	\$42,925.64	\$8,749.01	\$8,447.33	\$0.00	\$3,529.54	\$63,651.52

A/R Aging Summary

As of December 31, 2024

	Current	1 - 30	31 - 60	61 - 90	91 and over	Total
Alioune Jioum TGM					1,375.00	1,375.00
Alissa Clear		100.00				100.00
Allen Aldrich					15,000.00	15,000.00
Allen Ehlers		95.00				95.00
Alto Equipment					100.00	100.00
Ann Jones		-475.00				-475.00
Bart Silvers	-95.00					-95.00
Beatriz Cuenca	1,215.00					1,215.00
Blue Milsap (JLA)					903.00	903.00
Bob Hoopes		-95.00				-95.00
Bryce T Bell			270.00			270.00
Bureau of Land Managment					25.00	25.00
Charlene Larsen				14.40		14.40
Chris Cisper			2.64			2.64
Cindy Olsen					25.00	25.00
Dean Petersen	-95.00					-95.00
Devin Ailpatric				-8.80		-8.80
Dona Kahrs			139.20			139.20
Dry Camping				-2.20		-2.20
Dustin Hurst			18.50		-18.50	0.00
Falcon International Co.					25.00	25.00
Fat Anne's Bakery & Bistro					500.00	500.00
Flavors of East Africa					25.00	25.00
Fortuna Optometry (JLA)					250.00	250.00
Green Wired					1,000.00	1,000.00

	Current	1 - 30	31 - 60	61 - 90	91 and over	Total
Hamari's Shave Ice					25.60	25.60
Hanna & Joe Sample					-49.10	-49.10
Hometown Store					25.00	25.00
Horse Race Offsite Betting AR					78,949.12	78,949.12
Humboldt Co Republican Party					75.00	75.00
International Foods					25.00	25.00
James Monroe					55.00	55.00
Jared Sousa					68.40	68.40
Jason Sells		85.00				85.00
Jeannine Brandenburg		-85.00				-85.00
Jeff Griffith					270.00	270.00
John Doerner		-550.00				-550.00
Kathy Riddle				94.40		94.40
Lawrence Dwight					2,500.00	2,500.00
Marooned Inc DBA Scaregrounds	300.00	4,739.70				5,039.70
Matt Nilsen		-95.00				-95.00
Mejia Curios					25.00	25.00
Miscellaneous - A/R Reconcile	-114,733.52	107,208.52	-3,720.00	-103,488.52	117,068.62	2,335.10
Miscellaneous JLA					6,711.83	6,711.83
Native Sons of the Golden West		50.00	50.00	50.00		150.00
Norman & Wendy Sotomayor	-95.00					-95.00
Note Creative			155.00			155.00
Pete Dulik	-95.00					-95.00
Ralph Dyer	-95.00					-95.00
Recology (JLA)					54.00	54.00
Richard Hutchison		135.00				135.00
RV Camping-CC				44.80	1,765.40	1,810.20

	Current	1 - 30	31 - 60	61 - 90	91 and over	Total
Scott Foster					75.00	75.00
Scott Griswold	-285.00					-285.00
Stephanie Beauchaine					75.00	75.00
Stephens Candles			165.00			165.00
Steve Strombeck	95.00					95.00
Tammy Benson		-120.00				-120.00
Zaruk Hayes	-95.00					-95.00
Zoe Wise		95.00	95.00			190.00
TOTAL	\$ -113,978.52	\$111,088.22	\$ -2,824.66	\$ -103,295.92	\$226,928.37	\$117,917.49

Transaction Detail by Account

December 2024

Date	Transaction Type	Num	Adj	Name	Memo/Description	Split	Amount	Balance
11000 Cash - Unrestricted								
11300 US Bank Operating Acct (#4664)								
12/01/2024	Deposit		No		System-recorded deposit for QuickBooks Payments	-Split-	525.00	525.00
12/01/2024	Expenditure		No	QuickBooks Payments	System-recorded fee for QuickBooks Payments. Fee-name: DiscountRateFee, fee-type: Daily.	50703 Administration Expense:QuickBooks CC Payments Fees	-15.69	509.31
12/01/2024	Deposit		No	HCFA Winter Events		47005 Miscellaneous Non-Fair Programs	1,180.00	1,689.31
12/01/2024	Deposit		No	HCFA Winter Events		-Split-	1,321.75	3,011.06
12/02/2024	Expenditure		No	The Lighthouse Group LLC	Electronic Withdrawal The Lighthouse G	50400 Administration Expense:Admin Contracted Professional Services	-4,850.00	-1,838.94
12/02/2024	Expenditure		No	Ferndale Billing	Misc Debit Merch XXXXXX7480 Ferndale Billing	50702 Administration Expense:Credit Card & Bank Fees	-189.99	-2,028.93
12/02/2024	Credit Card Payment		No		Internet Banking Payment To Credit Card 2818 12/02	21610 US Bank CC 2818	-2,580.96	-4,609.89
12/02/2024	Expenditure		No	Frontier Communications	Web Authorized Pmt Frontier Communi	50800 Administration Expense:Telephone & Postage	-1,228.57	-5,838.46
12/02/2024	Deposit		No		System-recorded deposit for QuickBooks Payments	-Split-	1,239.80	-4,598.66
12/02/2024	Expenditure		No	QuickBooks Payments	System-recorded fee for QuickBooks Payments. Fee-name: DiscountRateFee, fee-type: Daily.	50703 Administration Expense:QuickBooks CC Payments Fees	-40.88	-4,639.54
12/03/2024	Expenditure		No	Authnet Gateway	Electronic Withdrawal Authnet Gateway	50702 Administration Expense:Credit Card & Bank Fees	-30.00	-4,669.54
12/03/2024	Deposit		No		System-recorded deposit for QuickBooks Payments	-Split-	590.00	-4,079.54
12/03/2024	Expenditure		No	QuickBooks Payments	System-recorded fee for QuickBooks Payments. Fee-name: DiscountRateFee, fee-type: Daily.	50703 Administration Expense:QuickBooks CC Payments Fees	-16.35	-4,095.89
12/03/2024	Expenditure		No	Authnet Gateway	Electronic Withdrawal Authnet Gateway	50702 Administration Expense:Credit Card & Bank Fees	-20.00	-4,115.89
12/03/2024	Check	12895	No	Dan Hrynkiwicz	HOT Event - Santa	66009 Misc. Non Fair Events	-480.00	-4,595.89
12/03/2024	Check	12896	No	Brice Ogan	HOT Music Entertainment	66009 Misc. Non Fair Events	-450.00	-5,045.89

Date	Transaction Type	Num	Adj	Name	Memo/Description	Split	Amount	Balance
12/03/2024	Expenditure		No	Authnet Gateway	Electronic Withdrawal Authnet Gateway	50702 Administration Expense:Credit Card & Bank Fees	-35.00	-5,080.89
12/04/2024	Check	12897	No	Ace Hardware	Trees sold during the HOT from ACE Hardware inventory - sale reimbursement no profit made	66009 Misc. Non Fair Events	-331.05	-5,411.94
12/04/2024	Deposit		No	HCFA Winter Events		-Split-	388.00	-5,023.94
12/04/2024	Expenditure		No	Progressive Commercial	Electronic Withdrawal United Fin Cas	51010 Administration Expense:Insurance (Vehicle)	-2,169.76	-7,193.70
12/05/2024	Bill Payment (Check)	12805	No	Planning and Building Department-County of Humboldt		21200 Accounts Payable (A/P)	-44.63	-7,238.33
12/05/2024	Bill Payment (Check)	12804	No	Humboldt Termite & Pest	10013733	21200 Accounts Payable (A/P)	-72.00	-7,310.33
12/05/2024	Bill Payment (Check)	12810	No	The Farm Shop		21200 Accounts Payable (A/P)	-830.42	-8,140.75
12/05/2024	Deposit		No		System-recorded deposit for QuickBooks Payments	-Split-	1,034.28	-7,106.47
12/05/2024	Bill Payment (Check)	12809	No	Eureka Oxygen Co		21200 Accounts Payable (A/P)	-44.80	-7,151.27
12/05/2024	Check	1466	No	Timothy G Root		52300 Maintenance & General Operations:Maint Contracted Professional Services	-300.00	-7,451.27
12/05/2024	Credit Card Payment		No		Internet Payment Thank You	21610 US Bank CC 2818	-1,565.80	-9,017.07
12/05/2024	Expenditure		No	QuickBooks Payments	System-recorded fee for QuickBooks Payments. Fee-name: DiscountRateFee, fee-type: Daily.	50703 Administration Expense:QuickBooks CC Payments Fees	-31.17	-9,048.24
12/05/2024	Bill Payment (Check)	12808	No	Sunbelt Rentals		21200 Accounts Payable (A/P)	-3,285.88	-12,334.12
12/05/2024	Bill Payment (Check)	12812	No	Nilsen Feed & Grain Co.		21200 Accounts Payable (A/P)	-3,023.40	-15,357.52
12/05/2024	Credit Card Payment		No		Internet Payment Thank You	21600 US Bank CC (#2921)	-112.45	-15,469.97
12/05/2024	Bill Payment (Check)	12803	No	North Coast Journal		21200 Accounts Payable (A/P)	-1,675.00	-17,144.97
12/05/2024	Bill Payment (Check)	12801	No	NCOTWINC	00-HUMCO	21200 Accounts Payable (A/P)	-122.94	-17,267.91
12/05/2024	Bill Payment (Check)	12806	No	Hummel Tire & Wheel, Inc		21200 Accounts Payable (A/P)	-589.15	-17,857.06
12/05/2024	Bill Payment (Check)	12811	No	Ferndale Tech		21200 Accounts Payable (A/P)	-312.00	-18,169.06
12/05/2024	Bill Payment (Check)	12807	No	Pacific Paper Co.		21200 Accounts Payable (A/P)	-102.32	-18,271.38
12/05/2024	Bill Payment (Check)	12802	No	Blue Star Gas/Sequoia Gas		21200 Accounts Payable (A/P)	-1,317.98	-19,589.36
12/06/2024	Bill Payment (Check)	12816	No	Eureka Broadcasting Co., Inc.		21200 Accounts Payable (A/P)	-139.00	-19,728.36
12/06/2024	Journal Entry	Gusto	No		Debit reimbursement	-Split-	-1,800.03	-21,528.39
12/06/2024	Journal Entry	Gusto	No		Debit tax	-Split-	-5,333.01	-26,861.40

Date	Transaction Type	Num	Adj	Name	Memo/Description	Split	Amount	Balance
12/06/2024	Deposit		No		System-recorded deposit for QuickBooks Payments	-Split-	315.00	-26,546.40
12/06/2024	Deposit		No	HCFA Winter Events		-Split-	1,036.00	-25,510.40
12/06/2024	Bill Payment (Check)	12813	No	City of Ferndale		21200 Accounts Payable (A/P)	-2,813.60	-28,324.00
12/06/2024	Bill Payment (Check)	12819	No	City of Ferndale		21200 Accounts Payable (A/P)	-3,295.67	-31,619.67
12/06/2024	Journal Entry	Gusto	No		Check for Taylor Christie	-Split-	-120.46	-31,740.13
12/06/2024	Journal Entry	Gusto	No		Check for Lisa Wallan-Smith	-Split-	-199.22	-31,939.35
12/06/2024	Journal Entry	Gusto	No		Check for Michael Felse	-Split-	-470.84	-32,410.19
12/06/2024	Journal Entry	Gusto	No		Check for Robert McPeters	-Split-	-1,886.92	-34,297.11
12/06/2024	Bill Payment (Check)	12817	No	Blue Star Gas/Sequoia Gas		21200 Accounts Payable (A/P)	-2,249.80	-36,546.91
12/06/2024	Expenditure		No	QuickBooks Payments	System-recorded fee for QuickBooks Payments. Fee-name: DiscountRateFee, fee-type: Daily.	50703 Administration Expense:QuickBooks CC Payments Fees	-9.42	-36,556.33
12/06/2024	Bill Payment (Check)	12821	No	City of Ferndale		21200 Accounts Payable (A/P)	-193.92	-36,750.25
12/06/2024	Bill Payment (Check)	12815	No	Patches' Pastries		21200 Accounts Payable (A/P)	-209.54	-36,959.79
12/06/2024	Bill Payment (Check)	12818	No	City of Ferndale		21200 Accounts Payable (A/P)	-368.12	-37,327.91
12/06/2024	Bill Payment (Check)	12820	No	City of Ferndale		21200 Accounts Payable (A/P)	-447.22	-37,775.13
12/06/2024	Bill Payment (Check)	12814	No	Loomis Basin Equine Medical Group		21200 Accounts Payable (A/P)	-185.40	-37,960.53
12/06/2024	Journal Entry	Gusto	No		Debit net pay	-Split-	-14,438.27	-52,398.80
12/07/2024	Deposit		No	HCFA Winter Events		-Split-	1,089.00	-51,309.80
12/08/2024	Deposit		No	HCFA Winter Events		-Split-	796.00	-50,513.80
12/09/2024	Deposit		No		System-recorded deposit for QuickBooks Payments	-Split-	224.00	-50,289.80
12/09/2024	Deposit		No			-Split-	990.00	-49,299.80
12/09/2024	Expenditure		No	QuickBooks Payments	System-recorded fee for QuickBooks Payments. Fee-name: DiscountRateFee, fee-type: Daily.	50703 Administration Expense:QuickBooks CC Payments Fees	-14.12	-49,313.92
12/09/2024	Deposit		No			-Split-	3,448.24	-45,865.68
12/10/2024	Bill Payment (Check)	12826	No	City of Ferndale		21200 Accounts Payable (A/P)	-13.01	-45,878.69
12/10/2024	Bill Payment (Check)	12823	No	Ferndale Tech		21200 Accounts Payable (A/P)	-1,126.65	-47,005.34
12/10/2024	Bill Payment (Check)	12825	No	Times Standard	2092663	21200 Accounts Payable (A/P)	-599.00	-47,604.34
12/10/2024	Bill Payment (Check)	12827	No	Rendezvous Music & Vending		Accounts Payable - Docyt	-222.16	-47,826.50

Date	Transaction Type	Num	Adj	Name	Memo/Description	Split	Amount	Balance
12/11/2024	Deposit		No	HCFA Winter Events		47005 Miscellaneous Non-Fair Programs	269.00	-47,557.50
12/12/2024	Expenditure		No	QuickBooks Payments	System-recorded fee for QuickBooks Payments. Fee-name: DiscountRateFee, fee-type: Daily.	50703 Administration Expense:QuickBooks CC Payments Fees	-0.84	-47,558.34
12/12/2024	Deposit		No	HCFA Winter Events		-Split-	195.00	-47,363.34
12/12/2024	Check	99298019	No	Amazon Prime	Check #99298019	-Split-	-3,402.11	-50,765.45
12/12/2024	Deposit		No	Phillip Mincks	System-recorded deposit for QuickBooks Payments	12800 Payments to deposit	33.60	-50,731.85
12/13/2024	Bill Payment (Check)	12829	No	The Buttercream Broomstick v.		21200 Accounts Payable (A/P)	-145.00	-50,876.85
12/13/2024	Deposit		No	HCFA Winter Events		-Split-	264.00	-50,612.85
12/13/2024	Deposit		No		System-recorded deposit for QuickBooks Payments	-Split-	3,161.60	-47,451.25
12/13/2024	Expenditure		No	QuickBooks Payments	System-recorded fee for QuickBooks Payments. Fee-name: DiscountRateFee, fee-type: Daily.	50703 Administration Expense:QuickBooks CC Payments Fees	-90.80	-47,542.05
12/13/2024	Expenditure		No	US Bank	Analysis Service Charge	50702 Administration Expense:Credit Card & Bank Fees	-92.95	-47,635.00
12/14/2024	Deposit		No	HCFA Winter Events		-Split-	686.00	-46,949.00
12/15/2024	Deposit		No	HCFA Winter Events		-Split-	935.00	-46,014.00
12/16/2024	Expenditure		No	QuickBooks Payments	System-recorded fee for QuickBooks Payments. Fee-name: DiscountRateFee, fee-type: Daily.	50703 Administration Expense:QuickBooks CC Payments Fees	-2.88	-46,016.88
12/16/2024	Deposit		No	Kim Korobi	System-recorded deposit for QuickBooks Payments	12800 Payments to deposit	115.00	-45,901.88
12/17/2024	Expenditure		No	QuickBooks Payments	System-recorded fee for QuickBooks Payments. Fee-name: DiscountRateFee, fee-type: Daily.	50703 Administration Expense:QuickBooks CC Payments Fees	-8.84	-45,910.72
12/17/2024	Deposit		No		System-recorded deposit for QuickBooks Payments	-Split-	265.00	-45,645.72
12/18/2024	Deposit		No	HCFA Winter Events		-Split-	492.00	-45,153.72
12/19/2024	Bill Payment (Check)	ACH 6617 2024.12	No	PG&E	ACH for 661-7 account with loan payment split	21200 Accounts Payable (A/P)	-6,762.88	-51,916.60
12/19/2024	Deposit		No	HCFA Winter Events		-Split-	450.00	-51,466.60
12/20/2024	Bill Payment (Check)		No	PG&E		21200 Accounts Payable (A/P)	-769.85	-52,236.45
12/20/2024	Journal Entry	Gusto	No		Debit tax	-Split-	-47.38	-52,283.83
12/20/2024	Bill Payment (Check)	12831	No	Answering Innovations		21200 Accounts Payable (A/P)	-53.56	-52,337.39

Date	Transaction Type	Num	Adj	Name	Memo/Description	Split	Amount	Balance
12/20/2024	Expenditure		No	QuickBooks Payments	System-recorded fee for QuickBooks Payments. Fee-name: DiscountRateFee, fee-type: Daily.	50703 Administration Expense:QuickBooks CC Payments Fees	-3.00	-52,340.39
12/20/2024	Bill Payment (Check)		No	PG&E		21200 Accounts Payable (A/P)	-363.16	-52,703.55
12/20/2024	Expenditure		No	Pitney Bowes	ACH Payment Scheduled	50700 Administration Expense:Office Supplies	-175.59	-52,879.14
12/20/2024	Bill Payment (Check)	12833	No	Ferndale Tech		21200 Accounts Payable (A/P)	-105.00	-52,984.14
12/20/2024	Bill Payment (Check)	12835	No	Blue Star Gas/Sequoia Gas		21200 Accounts Payable (A/P)	-241.86	-53,226.00
12/20/2024	Journal Entry	Gusto	No		Check for Taylor Christie	-Split-	-421.57	-53,647.57
12/20/2024	Journal Entry	Gusto	No		Debit tax	-Split-	-4,157.71	-57,805.28
12/20/2024	Journal Entry	Gusto	No		Check for Robert McPeters	-Split-	-1,900.97	-59,706.25
12/20/2024	Deposit		No	HCFA Winter Events		-Split-	864.00	-58,842.25
12/20/2024	Journal Entry	Gusto	No		Debit net pay	-Split-	-12,068.42	-70,910.67
12/20/2024	Bill Payment (Check)	12836	No	Western Fairs Association		21200 Accounts Payable (A/P)	-1,000.00	-71,910.67
12/20/2024	Bill Payment (Check)	12830	No	Sunbelt Rentals		Accounts Payable - Docyt	-429.69	-72,340.36
12/20/2024	Journal Entry	Gusto	No		Check for Tyler Broderick	-Split-	-76.65	-72,417.01
12/20/2024	Journal Entry	Gusto	No		Check for Lisa Wallan-Smith	-Split-	-389.93	-72,806.94
12/20/2024	Deposit		No	Tony Moshado	System-recorded deposit for QuickBooks Payments	12800 Payments to deposit	120.00	-72,686.94
12/20/2024	Bill Payment (Check)	12834	No	Frontier Communications		21200 Accounts Payable (A/P)	-126.68	-72,813.62
12/20/2024	Bill Payment (Check)	12838	No	Rendezvous Music & Vending		21200 Accounts Payable (A/P)	-305.51	-73,119.13
12/20/2024	Bill Payment (Check)	12832	No	Six Rivers Portable Toilets LLC	000479-000001	21200 Accounts Payable (A/P)	-405.66	-73,524.79
12/20/2024	Bill Payment (Check)	12837	No	Mendes Supply Company		21200 Accounts Payable (A/P)	-859.03	-74,383.82
12/20/2024	Bill Payment (Check)	12839	No	North Coast Journal		21200 Accounts Payable (A/P)	-3,000.00	-77,383.82
12/20/2024	Journal Entry	Gusto	No		Check for Kacee Michel	-Split-	-263.52	-77,647.34
12/21/2024	Deposit		No	HCFA Winter Events		-Split-	1,714.00	-75,933.34
12/22/2024	Deposit		No	HCFA Winter Events		-Split-	978.00	-74,955.34
12/22/2024	Expenditure		No	QuickBooks Payments	System-recorded fee for QuickBooks Payments. Fee-name: DiscountRateFee, fee-type: Daily.	50703 Administration Expense:QuickBooks CC Payments Fees	-1.35	-74,956.69
12/22/2024	Deposit		No	Bryce T Bell	System-recorded deposit for QuickBooks Payments	12800 Payments to deposit	45.00	-74,911.69

Date	Transaction Type	Num	Adj	Name	Memo/Description	Split	Amount	Balance
12/23/2024	Expenditure		No	Square	Electronic Withdrawal Square Inc	50702 Administration Expense:Credit Card & Bank Fees	-0.01	-74,911.70
12/23/2024	Deposit		No	Square	Electronic Deposit Square Inc	50702 Administration Expense:Credit Card & Bank Fees	0.01	-74,911.69
12/24/2024	Deposit		No	HCFA Winter Events		-Split-	1,414.00	-73,497.69
12/25/2024	Deposit		No	HCFA Winter Events		47005 Miscellaneous Non-Fair Programs	444.30	-73,053.39
12/25/2024	Deposit		No			-Split-	70.00	-72,983.39
12/27/2024	Bill Payment (Check)	ACH 2024.12.27	No	Wells Fargo Financial Leasing, Inc.	Automatic payment scheduled	21200 Accounts Payable (A/P)	-107.79	-73,091.18
12/27/2024	Deposit		No	Tammy Benson	System-recorded deposit for QuickBooks Payments	12800 Payments to deposit	120.00	-72,971.18
12/27/2024	Expenditure		No	Frontier Communications	Electronic Withdrawal Frontier Communi	50800 Administration Expense:Telephone & Postage	-226.68	-73,197.86
12/27/2024	Expenditure		No	QuickBooks Payments	System-recorded fee for QuickBooks Payments. Fee-name: DiscountRateFee, fee-type: Daily.	50703 Administration Expense:QuickBooks CC Payments Fees	-3.59	-73,201.45
12/27/2024	Expenditure		No	Frontier Communications	Electronic Withdrawal Frontier Communi	50800 Administration Expense:Telephone & Postage	-1,856.44	-75,057.89
12/30/2024	Deposit		No	Square	Electronic Deposit Square Inc Square Payout for SLS Event	47005 Miscellaneous Non-Fair Programs	5,074.69	-69,983.20
12/30/2024	Expenditure		No	QuickBooks Payments	System-recorded fee for QuickBooks Payments. Fee-name: DiscountRateFee, fee-type: Daily.	50703 Administration Expense:QuickBooks CC Payments Fees	-34.97	-70,018.17
12/30/2024	Deposit		No		System-recorded deposit for QuickBooks Payments	-Split-	1,168.80	-68,849.37
12/30/2024	Deposit		No			-Split-	976.84	-67,872.53
12/30/2024	Deposit		No			-Split-	241.92	-67,630.61
12/31/2024	Deposit		No			-Split-	90,500.00	22,869.39
12/31/2024	Deposit		No	Square	Electronic Deposit Square Inc	47005 Miscellaneous Non-Fair Programs	2,051.45	24,920.84
12/31/2024	Expenditure		No	QuickBooks Payments	System-recorded fee for QuickBooks Payments. Fee-name: DiscountRateFee, fee-type: Daily.	50703 Administration Expense:QuickBooks CC Payments Fees	-26.00	24,894.84
12/31/2024	Deposit		No		System-recorded deposit for QuickBooks Payments	-Split-	570.00	25,464.84
12/31/2024	Credit Card Payment		No		Internet Payment Thank You	21610 US Bank CC 2818	-2,074.13	23,390.71

Date	Transaction Type	Num	Adj	Name	Memo/Description	Split	Amount	Balance
12/31/2024	Expenditure		No	Frontier Communications	Web Authorized Pmt Frontier Communi	50800 Administration Expense:Telephone & Postage	-1,222.46	22,168.25
Total for 11300 US Bank Operating Acct (#4664)							\$22,168.25	
11400 US Bank Premium Acct (#4854)								
12/17/2024	Check	13400	No	Alice Roberts		58100 Premium Expense:Cash Premium Awards	-29.00	-29.00
Total for 11400 US Bank Premium Acct (#4854)							\$ -29.00	
Total for 11000 Cash - Unrestricted							\$22,139.25	
12000 Cash - Restricted								
12200 US Bank JLA Custodial Acct (#4648)								
12/02/2024	Expenditure		No	Ferndale Billing	Misc Debit Merch XXXXXX6190 Ferndale Billing	50702 Administration Expense:Credit Card & Bank Fees	-47.12	-47.12
12/17/2024	Check	5407	No	Elizabeth Trumbo	Elizabeth Trumbo	95500.4 Junior Livestock Auction Expenses:JLA Seller Expenditures:JLA Seller Payments	-1,316.00	-1,363.12
Total for 12200 US Bank JLA Custodial Acct (#4648)							\$ -1,363.12	
12300 US Bank JLA Operating (#5548)								
12/09/2024	Deposit		No			49605 Auction Revenues:JLA Revenues	350.00	350.00
12/19/2024	Bill Payment (Check)	3703	No	EG Ayers		21200 Accounts Payable (A/P)	-10,050.00	-9,700.00
12/23/2024	Deposit		No			49605 Auction Revenues:JLA Revenues	200.00	-9,500.00
12/27/2024	Expenditure		No	Linda Russ	Check	95200 Junior Livestock Auction Expenses:JLA - Supplies	-492.80	-9,992.80
Total for 12300 US Bank JLA Operating (#5548)							\$ -9,992.80	
Total for 12000 Cash - Restricted							\$ -11,355.92	
13100 Accounts Receivable (A/R)								
12/01/2024	Pledge	4228	No	Harbers Insurance Agency		47005 Miscellaneous Non-Fair Programs	2,500.00	2,500.00
12/01/2024	Pledge	24-1668V	No	Zoe Wise		48203 Interim Revenue:RV & Boat Storage	95.00	2,595.00
12/01/2024	Pledge	24-1666V	No	Norm Dunlap		48203 Interim Revenue:RV & Boat Storage	95.00	2,690.00

Date	Transaction Type	Num	Adj	Name	Memo/Description	Split	Amount	Balance
12/01/2024	Pledge	24-1432	No	Parry Dyer		48203 Interim Revenue:RV & Boat Storage	85.00	2,775.00
12/01/2024	Pledge	24-1578	No	Sharlene Rayl		48203 Interim Revenue:RV & Boat Storage	95.00	2,870.00
12/01/2024	Pledge	24-1655V	No	Bryce T Bell	Due by 5th.	48100 Interim Revenue:Rental of Buildings	890.00	3,760.00
12/01/2024	Pledge	24-1662V	No	Jean Afanasieff		48203 Interim Revenue:RV & Boat Storage	95.00	3,855.00
12/01/2024	Pledge	24-1589	No	Jason Butcher	Boat dropped off on 11/8/2024 and contract signed same day.	48203 Interim Revenue:RV & Boat Storage	95.00	3,950.00
12/01/2024	Pledge	24-1616	No	Crystal Morgan		-Split-	320.00	4,270.00
12/01/2024	Pledge	24-1614	No	Patrick Queen		48203 Interim Revenue:RV & Boat Storage	135.00	4,405.00
12/01/2024	Payment	24-1613 and 24-1614	No	Patrick Queen		12800 Payments to deposit	-193.50	4,211.50
12/01/2024	Payment		No	Phillip Mincks		12800 Payments to deposit	-138.00	4,073.50
12/01/2024	Pledge	24-1653V	No	Scott Rains		48203 Interim Revenue:RV & Boat Storage	95.00	4,168.50
12/01/2024	Pledge	24-1677	No	Native Sons of the Golden West		-Split-	50.00	4,218.50
12/01/2024	Payment		No	George Petrov		12800 Payments to deposit	-190.00	4,028.50
12/01/2024	Pledge	24-1564	No	George Petrov		48203 Interim Revenue:RV & Boat Storage	95.00	4,123.50
12/01/2024	Pledge	24-1679	No	Adam Jager		48203 Interim Revenue:RV & Boat Storage	95.00	4,218.50
12/01/2024	Pledge	24-1650V	No	Dean Petersen		48203 Interim Revenue:RV & Boat Storage	95.00	4,313.50
12/01/2024	Pledge	24-1674	No	Bill Becker		48203 Interim Revenue:RV & Boat Storage	95.00	4,408.50
12/01/2024	Pledge	24-1675	No	Norman & Wendy Sotomayor		48203 Interim Revenue:RV & Boat Storage	95.00	4,503.50
12/01/2024	Pledge	24-1659V	No	Matt Nilsen		48203 Interim Revenue:RV & Boat Storage	95.00	4,598.50
12/01/2024	Pledge	24-1626	No	Phillip Mincks		48202 Interim Revenue:Stall & Arena Rental Income	420.00	5,018.50
12/01/2024	Pledge	24-1647V	No	Zaruk Hayes		48203 Interim Revenue:RV & Boat Storage	95.00	5,113.50
12/01/2024	Pledge	24-1618	No	Bambi Anderson		-Split-	260.00	5,373.50
12/01/2024	Pledge	24-1663V	No	Dustin Hurst		48203 Interim Revenue:RV & Boat Storage	95.00	5,468.50

Date	Transaction Type	Num	Adj	Name	Memo/Description	Split	Amount	Balance
12/01/2024	Pledge	24-1661	No	Lee Anne Smith		48203 Interim Revenue:RV & Boat Storage	135.00	5,603.50
12/01/2024	Pledge	24-1665V	No	Pete Dulik		48203 Interim Revenue:RV & Boat Storage	95.00	5,698.50
12/01/2024	Journal Entry	Nov AR EntryR	Yes		To reclass certain accounts to have AR be as accurate as possible	-Split-	107,208.52	112,907.02
12/01/2024	Pledge	24-1673	No	Ralph Dyer		48203 Interim Revenue:RV & Boat Storage	95.00	113,002.02
12/01/2024	Pledge	24-1648V	No	Richard Hutchison		48203 Interim Revenue:RV & Boat Storage	135.00	113,137.02
12/01/2024	Pledge	24-1652V	No	Steve Strombeck		48203 Interim Revenue:RV & Boat Storage	95.00	113,232.02
12/01/2024	Pledge	24-1649V	No	Dennis Swensen		48203 Interim Revenue:RV & Boat Storage	135.00	113,367.02
12/01/2024	Pledge	24-1651	No	Marooned Inc DBA Scaregrounds		48203 Interim Revenue:RV & Boat Storage	300.00	113,667.02
12/01/2024	Payment	1681	No	Humboldt Handweavers & Spinners Guild		12800 Payments to deposit	-30.00	113,637.02
12/01/2024	Pledge	24-1595	No	Humboldt Handweavers & Spinners Guild		43200 Exhibits Revenue:Donated & Sponsored Awards	30.00	113,667.02
12/01/2024	Pledge	24-1664V	No	Jeannine Brandenburg		48203 Interim Revenue:RV & Boat Storage	85.00	113,752.02
12/01/2024	Pledge	24-1593	No	Rotary Club of Ferndale		-Split-	50.00	113,802.02
12/01/2024	Pledge	24-1658V	No	Tammy Benson		48202 Interim Revenue:Stall & Arena Rental Income	120.00	113,922.02
12/01/2024	Pledge	24-1657V	No	Dwight Shaneyfelt		48203 Interim Revenue:RV & Boat Storage	0.00	113,922.02
12/01/2024	Pledge	24-1656V	No	Tracy Stewart		48203 Interim Revenue:RV & Boat Storage	95.00	114,017.02
12/01/2024	Payment	2881	No	California Authority of Racing Fairs'		12800 Payments to deposit	-236.30	113,780.72
12/01/2024	Pledge	24-1594	No	California Authority of Racing Fairs'		45500 Horse Racing Revenue:Other Live Racing Revenue	236.30	114,017.02
12/01/2024	Pledge	24-1654V	No	Jessie Suelzle		48203 Interim Revenue:RV & Boat Storage	95.00	114,112.02
12/01/2024	Pledge	24-1678	No	Bryce T Bell		48105 Interim Revenue:Arlington Rental Revenue	45.00	114,157.02
12/01/2024	Pledge	11290	No	Anonymous		47005 Miscellaneous Non-Fair Programs	2,500.00	116,657.02

Date	Transaction Type	Num	Adj	Name	Memo/Description	Split	Amount	Balance
12/01/2024	Pledge	4515	No	Humboldt Redwood Company, LLC		47005 Miscellaneous Non-Fair Programs	500.00	117,157.02
12/01/2024	Pledge	24-1490	No	Larry Wood		48203 Interim Revenue:RV & Boat Storage	135.00	117,292.02
12/01/2024	Pledge	24-1435	No	Parry Dyer		48203 Interim Revenue:RV & Boat Storage	95.00	117,387.02
12/01/2024	Pledge	4587	No	McClean Foundation		-Split-	4,000.00	121,387.02
12/01/2024	Payment		No	Scott Griswold		12800 Payments to deposit	-285.00	121,102.02
12/01/2024	Pledge	24-1385	No	Scott Griswold		48203 Interim Revenue:RV & Boat Storage	95.00	121,197.02
12/01/2024	Pledge	24-1382	No	Faith Gittins		48203 Interim Revenue:RV & Boat Storage	95.00	121,292.02
12/01/2024	Payment		No	Brian Vosburg		12800 Payments to deposit	-285.00	121,007.02
12/01/2024	Pledge	24-1379	No	Brian Vosburg		48203 Interim Revenue:RV & Boat Storage	95.00	121,102.02
12/01/2024	Pledge	24-1376	No	Benjamin Hawk		48203 Interim Revenue:RV & Boat Storage	95.00	121,197.02
12/01/2024	Pledge	24-1369	No	Steve Strombeck		48203 Interim Revenue:RV & Boat Storage	95.00	121,292.02
12/01/2024	Pledge	24-1335	No	John Walsh		48203 Interim Revenue:RV & Boat Storage	95.00	121,387.02
12/01/2024	Pledge	24-1357	No	Robert Walker		48203 Interim Revenue:RV & Boat Storage	95.00	121,482.02
12/01/2024	Pledge	24-1354	No	Josh McCall		48203 Interim Revenue:RV & Boat Storage	95.00	121,577.02
12/01/2024	Pledge	24-1340	No	Scott Lester		48203 Interim Revenue:RV & Boat Storage	95.00	121,672.02
12/01/2024	Pledge	24-1660V	No	Bob Hoopes		48203 Interim Revenue:RV & Boat Storage	95.00	121,767.02
12/01/2024	Payment	24-1617	No	Bambi Anderson		12800 Payments to deposit	-27.60	121,739.42
12/01/2024	Payment	22570	No	Humboldt Association of Realtors		12800 Payments to deposit	-1,100.00	120,639.42
12/01/2024	Payment	7354	No	Anonymous		12800 Payments to deposit	-2,500.00	118,139.42
12/01/2024	Pledge	24-1667V	No	Allen Ehlers		48203 Interim Revenue:RV & Boat Storage	95.00	118,234.42
12/02/2024	Payment	24-1626	No	Phillip Mincks		12800 Payments to deposit	-420.00	117,814.42
12/02/2024	Payment	1014	No	Matt Nilsen		12800 Payments to deposit	-190.00	117,624.42
12/02/2024	Payment		No	Tracy Stewart		12800 Payments to deposit	-95.00	117,529.42
12/02/2024	Payment		No	Adam Jager		12800 Payments to deposit	-95.00	117,434.42

Date	Transaction Type	Num	Adj	Name	Memo/Description	Split	Amount	Balance
12/02/2024	Payment	24-1618	No	Bambi Anderson		12800 Payments to deposit	-260.00	117,174.42
12/02/2024	Payment		No	Dustin Hurst		12800 Payments to deposit	-95.00	117,079.42
12/02/2024	Payment		No	Tammy Benson		12800 Payments to deposit	-120.00	116,959.42
12/02/2024	Pledge	24-2003	No	David Griffiths		47005 Miscellaneous Non-Fair Programs	75.00	117,034.42
12/02/2024	Pledge	24-2004	No	Alissa Clear		-Split-	100.00	117,134.42
12/02/2024	Payment	24-2003	No	David Griffiths		12800 Payments to deposit	-75.00	117,059.42
12/02/2024	Payment	1559	No	Jessie Suelzle		12800 Payments to deposit	-95.00	116,964.42
12/02/2024	Payment		No	Norman & Wendy Sotomayor		12800 Payments to deposit	-95.00	116,869.42
12/02/2024	Pledge	24-2005	No	Aidan Carnahan		-Split-	100.00	116,969.42
12/02/2024	Pledge	24-2002	No	Megan Gotcher		-Split-	370.00	117,339.42
12/02/2024	Payment		No	Megan Gotcher		12800 Payments to deposit	-370.00	116,969.42
12/02/2024	Payment		No	Zaruk Hayes		12800 Payments to deposit	-95.00	116,874.42
12/02/2024	Pledge	24-2007	No	Rotary Club of Ferndale		-Split-	50.00	116,924.42
12/03/2024	Pledge	24-2008	No	Eric Lund		48202 Interim Revenue:Stall & Arena Rental Income	60.00	116,984.42
12/03/2024	Payment		No	Sarah Watson		12800 Payments to deposit	-205.00	116,779.42
12/03/2024	Payment		No	Lee Anne Smith		12800 Payments to deposit	-135.00	116,644.42
12/03/2024	Pledge	24-2009	No	Sarah Watson		-Split-	205.00	116,849.42
12/03/2024	Payment		No	Eric Lund		12800 Payments to deposit	-60.00	116,789.42
12/03/2024	Payment	5561	No	Crystal Morgan		12800 Payments to deposit	-359.00	116,430.42
12/04/2024	Pledge	24-2018	No	Shannon Cruz		48202 Interim Revenue:Stall & Arena Rental Income	50.00	116,480.42
12/04/2024	Payment	3941	No	Bob Hoopes		12800 Payments to deposit	-95.00	116,385.42
12/04/2024	Payment	2067	No	Katie Brownfield		12800 Payments to deposit	-220.00	116,165.42
12/04/2024	Payment	7149	No	Jeannine Brandenburg		12800 Payments to deposit	-85.00	116,080.42
12/04/2024	Payment	1549	No	Shannon Cruz		12800 Payments to deposit	-50.00	116,030.42
12/04/2024	Pledge	24-2017	No	Katie Brownfield		-Split-	220.00	116,250.42
12/04/2024	Pledge	24-1676	No	Terri Fagan		48203 Interim Revenue:RV & Boat Storage	85.00	116,335.42
12/05/2024	Payment		No	Tom Fraser		12800 Payments to deposit	-135.00	116,200.42
12/05/2024	Payment		No	Norm Dunlap		12800 Payments to deposit	-95.00	116,105.42

Date	Transaction Type	Num	Adj	Name	Memo/Description	Split	Amount	Balance
12/05/2024	Pledge	24-2022	No	Tom Fraser		48203 Interim Revenue:RV & Boat Storage	135.00	116,240.42
12/05/2024	Payment		No	Pete Dulik		12800 Payments to deposit	-95.00	116,145.42
12/05/2024	Payment		No	Bryce T Bell		12800 Payments to deposit	-890.00	115,255.42
12/06/2024	Payment	000005111	No	John Doerner		12800 Payments to deposit	-550.00	114,705.42
12/06/2024	Payment		No	Terri Fagan		12800 Payments to deposit	-85.00	114,620.42
12/06/2024	Pledge	24-2026	No	Molly Morrill		-Split-	220.00	114,840.42
12/06/2024	Pledge	24-2025	No	John Doerner		48203 Interim Revenue:RV & Boat Storage	550.00	115,390.42
12/09/2024	Pledge	24-2027	No	Amber Nickols		-Split-	313.60	115,704.02
12/09/2024	Payment	9048	No	Aidan Carnahan		12800 Payments to deposit	-100.00	115,604.02
12/09/2024	Payment	4053	No	Dennis Swensen		12800 Payments to deposit	-135.00	115,469.02
12/09/2024	Payment	5262	No	Ralph Dyer		12800 Payments to deposit	-95.00	115,374.02
12/09/2024	Payment	2288	No	Molly Morrill		12800 Payments to deposit	-220.00	115,154.02
12/09/2024	Payment		No	Amber Nickols		12800 Payments to deposit	-313.60	114,840.42
12/09/2024	Pledge	24-2006	No	Rotary Club of Ferndale		-Split-	50.00	114,890.42
12/11/2024	Pledge	24-2030	No	Phillip Mincks		48202 Interim Revenue:Stall & Arena Rental Income	33.60	114,924.02
12/11/2024	Pledge	24-2031	No	ShayInn Lenardo		-Split-	121.80	115,045.82
12/11/2024	Payment		No	Phillip Mincks		12800 Payments to deposit	-33.60	115,012.22
12/11/2024	Payment	176	No	ShayInn Lenardo		12800 Payments to deposit	-121.80	114,890.42
12/12/2024	Pledge	5309o	No	Coast Central Credit Union		47005 Miscellaneous Non-Fair Programs	1,250.00	116,140.42
12/12/2024	Payment		No	Marooned Inc DBA Scaregrounds		12800 Payments to deposit	-1,200.00	114,940.42
12/12/2024	Payment		No	Marooned Inc DBA Scaregrounds		12800 Payments to deposit	-1,200.00	113,740.42
12/13/2024	Pledge	24-2032	No	Emily Machado		48202 Interim Revenue:Stall & Arena Rental Income	15.00	113,755.42
12/13/2024	Payment		No	Amber Nickols		12800 Payments to deposit	-761.60	112,993.82
12/13/2024	Payment	24-2032	No	Emily Machado		12800 Payments to deposit	-15.00	112,978.82
12/16/2024	Pledge	24-2033	No	Jennifer Hudson		48203 Interim Revenue:RV & Boat Storage	85.00	113,063.82
12/16/2024	Payment		No	Jennifer Hudson		12800 Payments to deposit	-85.00	112,978.82

Date	Transaction Type	Num	Adj	Name	Memo/Description	Split	Amount	Balance
12/16/2024	Payment	24-2034 payment	No	Kim Korobi		12800 Payments to deposit	-115.00	112,863.82
12/16/2024	Pledge	24-2034	No	Kim Korobi		-Split-	115.00	112,978.82
12/17/2024	Pledge	24-2038	No	California Authority of Racing Fairs'		45500 Horse Racing Revenue:Other Live Racing Revenue	101.60	113,080.42
12/17/2024	Payment	2912	No	California Authority of Racing Fairs'		12800 Payments to deposit	-101.60	112,978.82
12/20/2024	Pledge	24-2041	No	Tony Moshado		-Split-	120.00	113,098.82
12/20/2024	Payment		No	Bryce T Bell		12800 Payments to deposit	-45.00	113,053.82
12/20/2024	Payment	11244	No	Rotary Club of Ferndale		12800 Payments to deposit	-300.00	112,753.82
12/20/2024	Payment		No	Tony Moshado		12800 Payments to deposit	-120.00	112,633.82
12/21/2024	Payment	7154	No	Jeannine Brandenburg		12800 Payments to deposit	-85.00	112,548.82
12/21/2024	Payment	7452	No	Ann Jones		12800 Payments to deposit	-475.00	112,073.82
12/21/2024	Payment	0000005113	No	John Doerner		12800 Payments to deposit	-550.00	111,523.82
12/21/2024	Payment	3966	No	Bob Hoopes		12800 Payments to deposit	-95.00	111,428.82
12/23/2024	Pledge	24-2051	No	Watch & Wager, LLC		45500 Horse Racing Revenue:Other Live Racing Revenue	4.52	111,433.34
12/23/2024	Payment	0000017533	No	Watch & Wager, LLC		12800 Payments to deposit	-4.52	111,428.82
12/27/2024	Payment		No	Tammy Benson		12800 Payments to deposit	-120.00	111,308.82
12/28/2024	Pledge	24-2054	No	Kim Korobi		48200 Interim Revenue:Grounds Rental	795.00	112,103.82
12/30/2024	Payment		No	John Goodale		12800 Payments to deposit	-135.00	111,968.82
12/30/2024	Payment		No	Kim Korobi		12800 Payments to deposit	-15.00	111,953.82
12/30/2024	Payment	1567	No	Kim Korobi		12800 Payments to deposit	-15.00	111,938.82
12/30/2024	Payment		No	Kim Korobi		12800 Payments to deposit	-765.00	111,173.82
12/30/2024	Pledge	24-2055	No	John Goodale		48203 Interim Revenue:RV & Boat Storage	135.00	111,308.82
12/30/2024	Pledge	24-2057	No	Jason Sells		48203 Interim Revenue:RV & Boat Storage	85.00	111,393.82
12/31/2024	Payment		No	Pete Dulik		12800 Payments to deposit	-95.00	111,298.82
12/31/2024	Payment	1315	No	Lawrence Dwight		12800 Payments to deposit	-85.00	111,213.82
12/31/2024	Payment	3281	No	Dean Petersen		12800 Payments to deposit	-95.00	111,118.82

Date	Transaction Type	Num	Adj	Name	Memo/Description	Split	Amount	Balance
12/31/2024	Pledge	25-1021	No	Jessica Grant		48202 Interim Revenue:Stall & Arena Rental Income	60.00	111,178.82
12/31/2024	Payment		No	Jessica Grant		12800 Payments to deposit	-60.00	111,118.82
12/31/2024	Journal Entry	Dec AR Entry	Yes		To reclass certain accounts to have AR be as accurate as possible	-Split-	-114,733.52	-3,614.70
12/31/2024	Payment		No	Scott Griswold		12800 Payments to deposit	-285.00	-3,899.70
12/31/2024	Pledge	24-2104	No	Jochen Siegel		-Split-	89.60	-3,810.10
12/31/2024	Payment		No	Jochen Siegel		12800 Payments to deposit	-89.60	-3,899.70
12/31/2024	Payment		No	Zaruk Hayes		12800 Payments to deposit	-95.00	-3,994.70
12/31/2024	Payment		No	Bart Silvers		12800 Payments to deposit	-95.00	-4,089.70
12/31/2024	Payment		No	Norman & Wendy Sotomayor		12800 Payments to deposit	-95.00	-4,184.70
12/31/2024	Pledge	24-2105	No	Lawrence Dwight		48202 Interim Revenue:Stall & Arena Rental Income	40.00	-4,144.70
12/31/2024	Pledge	24-2106	No	Lawrence Dwight		48202 Interim Revenue:Stall & Arena Rental Income	45.00	-4,099.70
12/31/2024	Payment	5278	No	Ralph Dyer		12800 Payments to deposit	-95.00	-4,194.70

Total for 13100 Accounts Receivable (A/R)

\$ -4,194.70

12800 Payments to deposit

12/01/2024	Payment		No	George Petrov		13100 Accounts Receivable (A/R)	190.00	190.00
12/01/2024	Payment	22570	No	Humboldt Association of Realtors		13100 Accounts Receivable (A/R)	1,100.00	1,290.00
12/01/2024	Payment	7354	No	Anonymous		13100 Accounts Receivable (A/R)	2,500.00	3,790.00
12/01/2024	Journal Entry	Nov AR EntryR	Yes		To reclass certain accounts to have AR be as accurate as possible	-Split-	-1,876.08	1,913.92
12/01/2024	Deposit		No		Paid via QuickBooks Payments: Payment ID 026841	11300 Cash - Unrestricted:US Bank Operating Acct (#4664)	-95.00	1,818.92
12/01/2024	Deposit		No		Paid via QuickBooks Payments: Payment ID 033510	11300 Cash - Unrestricted:US Bank Operating Acct (#4664)	-155.00	1,663.92
12/01/2024	Deposit		No		Paid via QuickBooks Payments: Payment ID 1acsuxb592792729	11300 Cash - Unrestricted:US Bank Operating Acct (#4664)	-155.00	1,508.92
12/01/2024	Deposit		No		Paid via QuickBooks Payments: Payment ID 1acs7qb529906071	11300 Cash - Unrestricted:US Bank Operating Acct (#4664)	-10.00	1,498.92
12/01/2024	Deposit		No		Paid via QuickBooks Payments: Payment ID 86363P	11300 Cash - Unrestricted:US Bank Operating Acct (#4664)	-110.00	1,388.92

Date	Transaction Type	Num	Adj	Name	Memo/Description	Split	Amount	Balance
12/01/2024	Payment	24-1617	No	Bambi Anderson		13100 Accounts Receivable (A/R)	27.60	1,416.52
12/01/2024	Payment		No	Phillip Mincks		13100 Accounts Receivable (A/R)	138.00	1,554.52
12/01/2024	Payment	24-1613 and 24-1614	No	Patrick Queen		13100 Accounts Receivable (A/R)	193.50	1,748.02
12/01/2024	Payment	1681	No	Humboldt Handweavers & Spinners Guild		13100 Accounts Receivable (A/R)	30.00	1,778.02
12/01/2024	Payment	2881	No	California Authority of Racing Fairs'		13100 Accounts Receivable (A/R)	236.30	2,014.32
12/01/2024	Payment		No	Scott Griswold		13100 Accounts Receivable (A/R)	285.00	2,299.32
12/01/2024	Payment		No	Brian Vosburg		13100 Accounts Receivable (A/R)	285.00	2,584.32
12/02/2024	Deposit		No			11300 Cash - Unrestricted:US Bank Operating Acct (#4664)	-44.80	2,539.52
12/02/2024	Deposit		No		Paid via QuickBooks Payments: Payment ID 01292D	11300 Cash - Unrestricted:US Bank Operating Acct (#4664)	-95.00	2,444.52
12/02/2024	Payment		No	Megan Gotcher		13100 Accounts Receivable (A/R)	370.00	2,814.52
12/02/2024	Deposit		No		Paid via QuickBooks Payments: Payment ID 673280	11300 Cash - Unrestricted:US Bank Operating Acct (#4664)	-95.00	2,719.52
12/02/2024	Payment		No	Zaruk Hayes	Paid via QuickBooks Payments: Payment ID 00456Z	13100 Accounts Receivable (A/R)	95.00	2,814.52
12/02/2024	Payment	24-1626	No	Phillip Mincks		13100 Accounts Receivable (A/R)	420.00	3,234.52
12/02/2024	Payment		No	Adam Jager	Paid via QuickBooks Payments: Payment ID 01292D	13100 Accounts Receivable (A/R)	95.00	3,329.52
12/02/2024	Payment		No	Tracy Stewart	Paid via QuickBooks Payments: Payment ID 007109	13100 Accounts Receivable (A/R)	95.00	3,424.52
12/02/2024	Payment		No	Tammy Benson	Paid via QuickBooks Payments: Payment ID 057111	13100 Accounts Receivable (A/R)	120.00	3,544.52
12/02/2024	Deposit		No		Paid via QuickBooks Payments: Payment ID 057111	11300 Cash - Unrestricted:US Bank Operating Acct (#4664)	-120.00	3,424.52
12/02/2024	Payment		No	Norman & Wendy Sotomayor	Paid via QuickBooks Payments: Payment ID 772380	13100 Accounts Receivable (A/R)	95.00	3,519.52
12/02/2024	Payment	1014	No	Matt Nilsen		13100 Accounts Receivable (A/R)	190.00	3,709.52
12/02/2024	Payment	24-2003	No	David Griffiths		13100 Accounts Receivable (A/R)	75.00	3,784.52

Date	Transaction Type	Num	Adj	Name	Memo/Description	Split	Amount	Balance
12/02/2024	Payment	24-1618	No	Bambi Anderson		13100 Accounts Receivable (A/R)	260.00	4,044.52
12/02/2024	Payment		No	Dustin Hurst	Paid via QuickBooks Payments: Payment ID 673280	13100 Accounts Receivable (A/R)	95.00	4,139.52
12/02/2024	Receipt	24-2000	No	Anne Beatie		-Split-	44.80	4,184.32
12/02/2024	Deposit		No			11300 Cash - Unrestricted:US Bank Operating Acct (#4664)	-370.00	3,814.32
12/02/2024	Payment	1559	No	Jessie Suelzle		13100 Accounts Receivable (A/R)	95.00	3,909.32
12/02/2024	Deposit		No			11300 Cash - Unrestricted:US Bank Operating Acct (#4664)	-420.00	3,489.32
12/02/2024	Deposit		No		Paid via QuickBooks Payments: Payment ID 007109	11300 Cash - Unrestricted:US Bank Operating Acct (#4664)	-95.00	3,394.32
12/03/2024	Payment		No	Eric Lund		13100 Accounts Receivable (A/R)	60.00	3,454.32
12/03/2024	Receipt	24-2010	No	RV Camping-Cash		-Split-	44.80	3,499.12
12/03/2024	Payment		No	Sarah Watson		13100 Accounts Receivable (A/R)	205.00	3,704.12
12/03/2024	Payment	5561	No	Crystal Morgan		13100 Accounts Receivable (A/R)	359.00	4,063.12
12/03/2024	Payment		No	Lee Anne Smith	Paid via QuickBooks Payments: Payment ID 092406	13100 Accounts Receivable (A/R)	135.00	4,198.12
12/03/2024	Deposit		No			11300 Cash - Unrestricted:US Bank Operating Acct (#4664)	-205.00	3,993.12
12/03/2024	Deposit		No			11300 Cash - Unrestricted:US Bank Operating Acct (#4664)	-60.00	3,933.12
12/03/2024	Deposit		No		Paid via QuickBooks Payments: Payment ID 092406	11300 Cash - Unrestricted:US Bank Operating Acct (#4664)	-135.00	3,798.12
12/03/2024	Deposit		No		Paid via QuickBooks Payments: Payment ID 00456Z	11300 Cash - Unrestricted:US Bank Operating Acct (#4664)	-95.00	3,703.12
12/03/2024	Deposit		No		Paid via QuickBooks Payments: Payment ID 772380	11300 Cash - Unrestricted:US Bank Operating Acct (#4664)	-95.00	3,608.12
12/04/2024	Receipt	24-2015	No	Dry Camping		-Split-	24.64	3,632.76
12/04/2024	Receipt	24-2016	No	Dry Camping		-Split-	49.28	3,682.04
12/04/2024	Receipt	24-2013	No	RV Camping-Cash		-Split-	44.80	3,726.84
12/04/2024	Receipt	24-2011	No	RV Camping-Cash	Voided	-Split-	0.00	3,726.84
12/04/2024	Payment	2067	No	Katie Brownfield		13100 Accounts Receivable (A/R)	220.00	3,946.84

Date	Transaction Type	Num	Adj	Name	Memo/Description	Split	Amount	Balance
12/04/2024	Payment	1549	No	Shannon Cruz		13100 Accounts Receivable (A/R)	50.00	3,996.84
12/04/2024	Payment	7149	No	Jeannine Brandenburg		13100 Accounts Receivable (A/R)	85.00	4,081.84
12/04/2024	Payment	3941	No	Bob Hoopes		13100 Accounts Receivable (A/R)	95.00	4,176.84
12/04/2024	Receipt	24-2014	No	RV Camping-Cash		-Split-	44.80	4,221.64
12/04/2024	Receipt	24-2012	No	Dry Camping		-Split-	24.64	4,246.28
12/05/2024	Payment		No	Pete Dulik	Paid via QuickBooks Payments: Payment ID 01243C	13100 Accounts Receivable (A/R)	95.00	4,341.28
12/05/2024	Payment		No	Tom Fraser	Paid via QuickBooks Payments: Payment ID 021548	13100 Accounts Receivable (A/R)	135.00	4,476.28
12/05/2024	Receipt	24-2020	No	Moira Kenny		47005 Miscellaneous Non-Fair Programs	350.00	4,826.28
12/05/2024	Deposit		No		Paid via QuickBooks Payments: Payment ID 059943	11300 Cash - Unrestricted:US Bank Operating Acct (#4664)	-890.00	3,936.28
12/05/2024	Receipt	24-2021	No	RV Camping-CC		-Split-	49.28	3,985.56
12/05/2024	Deposit		No		Paid via QuickBooks Payments: Payment ID 002421	11300 Cash - Unrestricted:US Bank Operating Acct (#4664)	-95.00	3,890.56
12/05/2024	Payment		No	Bryce T Bell	Paid via QuickBooks Payments: Payment ID 059943	13100 Accounts Receivable (A/R)	890.00	4,780.56
12/05/2024	Payment		No	Norm Dunlap	Paid via QuickBooks Payments: Payment ID 002421	13100 Accounts Receivable (A/R)	95.00	4,875.56
12/05/2024	Deposit		No			11300 Cash - Unrestricted:US Bank Operating Acct (#4664)	-49.28	4,826.28
12/06/2024	Receipt	24-2024	No	Shannon Cruz		48202 Interim Revenue:Stall & Arena Rental Income	90.00	4,916.28
12/06/2024	Payment	0000005111	No	John Doerner		13100 Accounts Receivable (A/R)	550.00	5,466.28
12/06/2024	Deposit		No		Paid via QuickBooks Payments: Payment ID 30176D	11300 Cash - Unrestricted:US Bank Operating Acct (#4664)	-85.00	5,381.28
12/06/2024	Payment		No	Terri Fagan	Paid via QuickBooks Payments: Payment ID 30176D	13100 Accounts Receivable (A/R)	85.00	5,466.28
12/06/2024	Receipt	24-2023	No	Dry Camping		-Split-	24.64	5,490.92
12/06/2024	Deposit		No		Paid via QuickBooks Payments: Payment ID 021548	11300 Cash - Unrestricted:US Bank Operating Acct (#4664)	-135.00	5,355.92
12/06/2024	Deposit		No		Paid via QuickBooks Payments: Payment ID 01243C	11300 Cash - Unrestricted:US Bank Operating Acct (#4664)	-95.00	5,260.92
12/09/2024	Deposit		No			11300 Cash - Unrestricted:US Bank Operating Acct (#4664)	-350.00	4,910.92

Date	Transaction Type	Num	Adj	Name	Memo/Description	Split	Amount	Balance
12/09/2024	Payment		No	Amber Nickols		13100 Accounts Receivable (A/R)	313.60	5,224.52
12/09/2024	Refund	24-2028	No	Leroy Johnson	Refund for Pledge 24-1605	-Split-	-89.60	5,134.92
12/09/2024	Deposit		No			11300 Cash - Unrestricted:US Bank Operating Acct (#4664)	-313.60	4,821.32
12/09/2024	Deposit		No		Refund for Pledge 24-1605	11300 Cash - Unrestricted:US Bank Operating Acct (#4664)	89.60	4,910.92
12/09/2024	Deposit		No			11300 Cash - Unrestricted:US Bank Operating Acct (#4664)	-100.00	4,810.92
12/09/2024	Deposit		No			11300 Cash - Unrestricted:US Bank Operating Acct (#4664)	-800.00	4,010.92
12/09/2024	Deposit		No			11300 Cash - Unrestricted:US Bank Operating Acct (#4664)	-10.00	4,000.92
12/09/2024	Deposit		No			11300 Cash - Unrestricted:US Bank Operating Acct (#4664)	-95.00	3,905.92
12/09/2024	Deposit		No			11300 Cash - Unrestricted:US Bank Operating Acct (#4664)	-190.00	3,715.92
12/09/2024	Deposit		No			11300 Cash - Unrestricted:US Bank Operating Acct (#4664)	-95.00	3,620.92
12/09/2024	Deposit		No			11300 Cash - Unrestricted:US Bank Operating Acct (#4664)	-260.00	3,360.92
12/09/2024	Deposit		No			11300 Cash - Unrestricted:US Bank Operating Acct (#4664)	-75.00	3,285.92
12/09/2024	Deposit		No			11300 Cash - Unrestricted:US Bank Operating Acct (#4664)	-359.00	2,926.92
12/09/2024	Deposit		No			11300 Cash - Unrestricted:US Bank Operating Acct (#4664)	-24.64	2,902.28
12/09/2024	Deposit		No			11300 Cash - Unrestricted:US Bank Operating Acct (#4664)	-44.80	2,857.48
12/09/2024	Deposit		No			11300 Cash - Unrestricted:US Bank Operating Acct (#4664)	-44.80	2,812.68
12/09/2024	Deposit		No			11300 Cash - Unrestricted:US Bank Operating Acct (#4664)	-220.00	2,592.68
12/09/2024	Deposit		No			11300 Cash - Unrestricted:US Bank Operating Acct (#4664)	-50.00	2,542.68
12/09/2024	Deposit		No			11300 Cash - Unrestricted:US Bank Operating Acct (#4664)	-85.00	2,457.68
12/09/2024	Deposit		No			11300 Cash - Unrestricted:US Bank Operating Acct (#4664)	-95.00	2,362.68
12/09/2024	Deposit		No			11300 Cash - Unrestricted:US Bank Operating Acct (#4664)	-550.00	1,812.68

Date	Transaction Type	Num	Adj	Name	Memo/Description	Split	Amount	Balance
12/09/2024	Receipt	24-2029	No	Tuyas Mexican Restaurant		47005 Miscellaneous Non-Fair Programs	350.00	2,162.68
12/09/2024	Payment	5262	No	Ralph Dyer		13100 Accounts Receivable (A/R)	95.00	2,257.68
12/09/2024	Payment	4053	No	Dennis Swensen		13100 Accounts Receivable (A/R)	135.00	2,392.68
12/09/2024	Payment	9048	No	Aidan Carnahan		13100 Accounts Receivable (A/R)	100.00	2,492.68
12/09/2024	Payment	2288	No	Molly Morrill		13100 Accounts Receivable (A/R)	220.00	2,712.68
12/09/2024	Deposit		No		Voided	11300 Cash - Unrestricted:US Bank Operating Acct (#4664)	0.00	2,712.68
12/09/2024	Deposit		No			11300 Cash - Unrestricted:US Bank Operating Acct (#4664)	-90.00	2,622.68
12/09/2024	Deposit		No			11300 Cash - Unrestricted:US Bank Operating Acct (#4664)	-220.00	2,402.68
12/09/2024	Deposit		No			11300 Cash - Unrestricted:US Bank Operating Acct (#4664)	-350.00	2,052.68
12/09/2024	Deposit		No			11300 Cash - Unrestricted:US Bank Operating Acct (#4664)	-95.00	1,957.68
12/09/2024	Deposit		No			11300 Cash - Unrestricted:US Bank Operating Acct (#4664)	-135.00	1,822.68
12/09/2024	Deposit		No			11300 Cash - Unrestricted:US Bank Operating Acct (#4664)	-100.00	1,722.68
12/11/2024	Payment	176	No	ShayInn Lenardo		13100 Accounts Receivable (A/R)	121.80	1,844.48
12/11/2024	Payment		No	Phillip Mincks		13100 Accounts Receivable (A/R)	33.60	1,878.08
12/12/2024	Deposit		No	Phillip Mincks		11300 Cash - Unrestricted:US Bank Operating Acct (#4664)	-33.60	1,844.48
12/12/2024	Payment		No	Marooned Inc DBA Scaregrounds	Paid via QuickBooks Payments: Payment ID 017430	13100 Accounts Receivable (A/R)	1,200.00	3,044.48
12/12/2024	Payment		No	Marooned Inc DBA Scaregrounds	Paid via QuickBooks Payments: Payment ID 018556	13100 Accounts Receivable (A/R)	1,200.00	4,244.48
12/13/2024	Payment		No	Amber Nickols		13100 Accounts Receivable (A/R)	761.60	5,006.08
12/13/2024	Deposit		No		Paid via QuickBooks Payments: Payment ID 018556	11300 Cash - Unrestricted:US Bank Operating Acct (#4664)	-1,200.00	3,806.08
12/13/2024	Payment	24-2032	No	Emily Machado		13100 Accounts Receivable (A/R)	15.00	3,821.08

Date	Transaction Type	Num	Adj	Name	Memo/Description	Split	Amount	Balance
12/13/2024	Deposit		No		Paid via QuickBooks Payments: Payment ID 017430	11300 Cash - Unrestricted:US Bank Operating Acct (#4664)	-1,200.00	2,621.08
12/13/2024	Deposit		No			11300 Cash - Unrestricted:US Bank Operating Acct (#4664)	-761.60	1,859.48
12/16/2024	Payment	24-2034 payment	No	Kim Korobi		13100 Accounts Receivable (A/R)	115.00	1,974.48
12/16/2024	Deposit		No	Kim Korobi		11300 Cash - Unrestricted:US Bank Operating Acct (#4664)	-115.00	1,859.48
12/16/2024	Payment		No	Jennifer Hudson	Paid via QuickBooks Payments: Payment ID 82890B	13100 Accounts Receivable (A/R)	85.00	1,944.48
12/17/2024	Deposit		No			11300 Cash - Unrestricted:US Bank Operating Acct (#4664)	-180.00	1,764.48
12/17/2024	Deposit		No		Paid via QuickBooks Payments: Payment ID 82890B	11300 Cash - Unrestricted:US Bank Operating Acct (#4664)	-85.00	1,679.48
12/17/2024	Payment	2912	No	California Authority of Racing Fairs'		13100 Accounts Receivable (A/R)	101.60	1,781.08
12/19/2024	Receipt	24-2039	No	Dry Camping		-Split-	24.64	1,805.72
12/20/2024	Receipt	24-2042	No	Septic Dump Fees		48200 Interim Revenue:Grounds Rental	10.00	1,815.72
12/20/2024	Payment		No	Tony Moshado		13100 Accounts Receivable (A/R)	120.00	1,935.72
12/20/2024	Payment		No	Bryce T Bell	Paid via QuickBooks Payments: Payment ID 048252	13100 Accounts Receivable (A/R)	45.00	1,980.72
12/20/2024	Deposit		No	Tony Moshado		11300 Cash - Unrestricted:US Bank Operating Acct (#4664)	-120.00	1,860.72
12/20/2024	Payment	11244	No	Rotary Club of Ferndale		13100 Accounts Receivable (A/R)	300.00	2,160.72
12/21/2024	Payment	3966	No	Bob Hoopes		13100 Accounts Receivable (A/R)	95.00	2,255.72
12/21/2024	Payment	7452	No	Ann Jones		13100 Accounts Receivable (A/R)	475.00	2,730.72
12/21/2024	Payment	0000005113	No	John Doerner		13100 Accounts Receivable (A/R)	550.00	3,280.72
12/21/2024	Payment	7154	No	Jeannine Brandenburg		13100 Accounts Receivable (A/R)	85.00	3,365.72
12/22/2024	Deposit		No	Bryce T Bell	Paid via QuickBooks Payments: Payment ID 048252	11300 Cash - Unrestricted:US Bank Operating Acct (#4664)	-45.00	3,320.72
12/23/2024	Payment	0000017533	No	Watch & Wager, LLC		13100 Accounts Receivable (A/R)	4.52	3,325.24
12/25/2024	Deposit		No			11300 Cash - Unrestricted:US Bank Operating Acct (#4664)	-15.00	3,310.24

Date	Transaction Type	Num	Adj	Name	Memo/Description	Split	Amount	Balance
12/25/2024	Deposit		No			11300 Cash - Unrestricted:US Bank Operating Acct (#4664)	-15.00	3,295.24
12/27/2024	Receipt	24-2047	No	Dry Camping		-Split-	24.64	3,319.88
12/27/2024	Deposit		No	Tammy Benson	Paid via QuickBooks Payments: Payment ID 00097I	11300 Cash - Unrestricted:US Bank Operating Acct (#4664)	-120.00	3,199.88
12/27/2024	Receipt	24-2046	No	Dry Camping		-Split-	24.64	3,224.52
12/27/2024	Payment		No	Tammy Benson	Paid via QuickBooks Payments: Payment ID 00097I	13100 Accounts Receivable (A/R)	120.00	3,344.52
12/30/2024	Deposit		No		Paid via QuickBooks Payments: Payment ID 030262	11300 Cash - Unrestricted:US Bank Operating Acct (#4664)	-765.00	2,579.52
12/30/2024	Deposit		No			11300 Cash - Unrestricted:US Bank Operating Acct (#4664)	-121.80	2,457.72
12/30/2024	Deposit		No			11300 Cash - Unrestricted:US Bank Operating Acct (#4664)	-15.00	2,442.72
12/30/2024	Receipt	24-2052	No	Dry Camping		-Split-	24.64	2,467.36
12/30/2024	Receipt	24-2049	No	Dry Camping		-Split-	24.64	2,492.00
12/30/2024	Deposit		No			11300 Cash - Unrestricted:US Bank Operating Acct (#4664)	-101.60	2,390.40
12/30/2024	Deposit		No			11300 Cash - Unrestricted:US Bank Operating Acct (#4664)	-300.00	2,090.40
12/30/2024	Deposit		No			11300 Cash - Unrestricted:US Bank Operating Acct (#4664)	-10.00	2,080.40
12/30/2024	Deposit		No			11300 Cash - Unrestricted:US Bank Operating Acct (#4664)	-4.52	2,075.88
12/30/2024	Deposit		No			11300 Cash - Unrestricted:US Bank Operating Acct (#4664)	-24.64	2,051.24
12/30/2024	Receipt	24-2048	No	Dry Camping		-Split-	24.64	2,075.88
12/30/2024	Deposit		No			11300 Cash - Unrestricted:US Bank Operating Acct (#4664)	-24.64	2,051.24
12/30/2024	Receipt	24-2053	No	Dry Camping		-Split-	24.64	2,075.88
12/30/2024	Deposit		No			11300 Cash - Unrestricted:US Bank Operating Acct (#4664)	-150.00	1,925.88
12/30/2024	Payment		No	John Goodale	Paid via QuickBooks Payments: Payment ID 03969P	13100 Accounts Receivable (A/R)	135.00	2,060.88
12/30/2024	Deposit		No			11300 Cash - Unrestricted:US Bank Operating Acct (#4664)	-24.64	2,036.24
12/30/2024	Deposit		No			11300 Cash - Unrestricted:US Bank Operating Acct (#4664)	-200.00	1,836.24

Date	Transaction Type	Num	Adj	Name	Memo/Description	Split	Amount	Balance
12/30/2024	Deposit		No			11300 Cash - Unrestricted:US Bank Operating Acct (#4664)	-44.80	1,791.44
12/30/2024	Deposit		No			11300 Cash - Unrestricted:US Bank Operating Acct (#4664)	-24.64	1,766.80
12/30/2024	Deposit		No			11300 Cash - Unrestricted:US Bank Operating Acct (#4664)	-49.28	1,717.52
12/30/2024	Payment		No	Kim Korobi	Paid via QuickBooks Payments: Payment ID 030262	13100 Accounts Receivable (A/R)	765.00	2,482.52
12/30/2024	Deposit		No			11300 Cash - Unrestricted:US Bank Operating Acct (#4664)	-24.64	2,457.88
12/30/2024	Receipt	24-2056	No	RV Camping-CC		-Split-	134.40	2,592.28
12/30/2024	Deposit		No			11300 Cash - Unrestricted:US Bank Operating Acct (#4664)	-24.64	2,567.64
12/30/2024	Deposit		No			11300 Cash - Unrestricted:US Bank Operating Acct (#4664)	-24.64	2,543.00
12/30/2024	Deposit		No			11300 Cash - Unrestricted:US Bank Operating Acct (#4664)	-24.64	2,518.36
12/30/2024	Deposit		No			11300 Cash - Unrestricted:US Bank Operating Acct (#4664)	-24.64	2,493.72
12/30/2024	Payment	1567	No	Kim Korobi		13100 Accounts Receivable (A/R)	15.00	2,508.72
12/30/2024	Payment		No	Kim Korobi		13100 Accounts Receivable (A/R)	15.00	2,523.72
12/30/2024	Deposit		No		Paid via QuickBooks Payments: Payment ID 03969P	11300 Cash - Unrestricted:US Bank Operating Acct (#4664)	-135.00	2,388.72
12/30/2024	Deposit		No			11300 Cash - Unrestricted:US Bank Operating Acct (#4664)	-134.40	2,254.32
12/30/2024	Deposit		No			11300 Cash - Unrestricted:US Bank Operating Acct (#4664)	-134.40	2,119.92
12/31/2024	Receipt	24-2101	No	Dry Camping		-Split-	24.64	2,144.56
12/31/2024	Payment		No	Jochen Siegel		13100 Accounts Receivable (A/R)	89.60	2,234.16
12/31/2024	Payment	1315	No	Lawrence Dwight		13100 Accounts Receivable (A/R)	85.00	2,319.16
12/31/2024	Deposit		No		Paid via QuickBooks Payments: Payment ID 06187Z	11300 Cash - Unrestricted:US Bank Operating Acct (#4664)	-95.00	2,224.16
12/31/2024	Refund	24-2102	No	RV Camping-CC	Refund for Receipt 24-2056	-Split-	-134.40	2,089.76
12/31/2024	Payment		No	Jessica Grant		13100 Accounts Receivable (A/R)	60.00	2,149.76

Date	Transaction Type	Num	Adj	Name	Memo/Description	Split	Amount	Balance
12/31/2024	Payment	5278	No	Ralph Dyer		13100 Accounts Receivable (A/R)	95.00	2,244.76
12/31/2024	Deposit		No		Paid via QuickBooks Payments: Payment ID 269414	11300 Cash - Unrestricted:US Bank Operating Acct (#4664)	-285.00	1,959.76
12/31/2024	Journal Entry	Dec AR Entry	Yes		To reclass certain accounts to have AR be as accurate as possible	-Split-	1,876.08	3,835.84
12/31/2024	Payment		No	Norman & Wendy Sotomayor	Paid via QuickBooks Payments: Payment ID 213510	13100 Accounts Receivable (A/R)	95.00	3,930.84
12/31/2024	Payment		No	Scott Griswold	Paid via QuickBooks Payments: Payment ID 269414	13100 Accounts Receivable (A/R)	285.00	4,215.84
12/31/2024	Receipt	24-2103	No	RV Camping-CC		-Split-	44.80	4,260.64
12/31/2024	Payment		No	Bart Silvers	Paid via QuickBooks Payments: Payment ID 212980	13100 Accounts Receivable (A/R)	95.00	4,355.64
12/31/2024	Payment	3281	No	Dean Petersen		13100 Accounts Receivable (A/R)	95.00	4,450.64
12/31/2024	Payment		No	Zaruk Hayes	Paid via QuickBooks Payments: Payment ID 06187Z	13100 Accounts Receivable (A/R)	95.00	4,545.64
12/31/2024	Payment		No	Pete Dulik	Paid via QuickBooks Payments: Payment ID 01146C	13100 Accounts Receivable (A/R)	95.00	4,640.64
12/31/2024	Deposit		No		Paid via QuickBooks Payments: Payment ID 213510	11300 Cash - Unrestricted:US Bank Operating Acct (#4664)	-95.00	4,545.64
12/31/2024	Deposit		No		Refund for Receipt 24-2056	11300 Cash - Unrestricted:US Bank Operating Acct (#4664)	134.40	4,680.04
12/31/2024	Deposit		No		Paid via QuickBooks Payments: Payment ID 212980	11300 Cash - Unrestricted:US Bank Operating Acct (#4664)	-95.00	4,585.04
12/31/2024	Deposit		No			11300 Cash - Unrestricted:US Bank Operating Acct (#4664)	-44.80	4,540.24
12/31/2024	Deposit		No			11300 Cash - Unrestricted:US Bank Operating Acct (#4664)	-89.60	4,450.64
Total for 12800 Payments to deposit							\$4,450.64	

Prepaid Expense - Docyt

12/31/2024	Bill	-SPLIT-	No	California Fair Services Authority	(Prepaid Expense - Docyt) Split GL	21200 Accounts Payable (A/P)	9,679.32	9,679.32
------------	------	---------	----	------------------------------------	------------------------------------	------------------------------	----------	----------

Total for Prepaid Expense - Docyt

\$9,679.32

21200 Accounts Payable (A/P)

12/01/2024	Bill	SLS.2024 SANTA	No	T.G. Razooly		66009 Misc. Non Fair Events	240.00	240.00
12/02/2024	Bill		No	Frontier Communications		50800 Administration Expense:Telephone & Postage	126.68	366.68

Date	Transaction Type	Num	Adj	Name	Memo/Description	Split	Amount	Balance
12/02/2024	Bill	9330 2024.12	No	PG&E		52800 Maintenance & General Operations:Light, Heat, Water & Power	363.16	729.84
12/02/2024	Bill	TAS4423-120224	No	Answering Innovations		50800 Administration Expense:Telephone & Postage	26.40	756.24
12/02/2024	Bill	6617 2024.12	No	PG&E	https://app.docyt.com/document/IN-V-0DC87C	-Split-	6,762.88	7,519.12
12/02/2024	Bill	6886 2024.12	No	PG&E		52800 Maintenance & General Operations:Light, Heat, Water & Power	769.85	8,288.97
12/02/2024	Bill	745743	No	Ferndale Tech		50701 Administration Expense:Computer Software & Supplies	2,267.13	10,556.10
12/04/2024	Bill	2025.01 495	No	CRT 495 Fund		65210 Horse Racing Expense:Horse Racing Employee Benefits (ER share)	46.99	10,603.09
12/05/2024	Bill Payment (Check)	12802	No	Blue Star Gas/Sequoia Gas		11300 Cash - Unrestricted:US Bank Operating Acct (#4664)	-1,317.98	9,285.11
12/05/2024	Bill Payment (Check)	12801	No	NCOTWINC		11300 Cash - Unrestricted:US Bank Operating Acct (#4664)	-122.94	9,162.17
12/05/2024	Bill Payment (Check)	12803	No	North Coast Journal		11300 Cash - Unrestricted:US Bank Operating Acct (#4664)	-1,675.00	7,487.17
12/05/2024	Bill Payment (Check)	12804	No	Humboldt Termite & Pest		11300 Cash - Unrestricted:US Bank Operating Acct (#4664)	-72.00	7,415.17
12/05/2024	Bill Payment (Check)	12800	No	Ferndale Tech		-Split-	0.00	7,415.17
12/05/2024	Bill Payment (Check)	12805	No	Planning and Building Department-County of Humboldt		11300 Cash - Unrestricted:US Bank Operating Acct (#4664)	-44.63	7,370.54
12/05/2024	Bill Payment (Check)	12806	No	Hummel Tire & Wheel, Inc		11300 Cash - Unrestricted:US Bank Operating Acct (#4664)	-589.15	6,781.39
12/05/2024	Bill Payment (Check)	12807	No	Pacific Paper Co.		11300 Cash - Unrestricted:US Bank Operating Acct (#4664)	-102.32	6,679.07
12/05/2024	Bill	2025.01 1877	No	CRT SEIU FUND		65210 Horse Racing Expense:Horse Racing Employee Benefits (ER share)	29.34	6,708.41
12/05/2024	Bill Payment (Check)	12808	No	Sunbelt Rentals		11300 Cash - Unrestricted:US Bank Operating Acct (#4664)	-3,285.88	3,422.53
12/05/2024	Bill Payment (Check)	12809	No	Eureka Oxygen Co		11300 Cash - Unrestricted:US Bank Operating Acct (#4664)	-44.80	3,377.73
12/05/2024	Bill Payment (Check)	12810	No	The Farm Shop		11300 Cash - Unrestricted:US Bank Operating Acct (#4664)	-830.42	2,547.31
12/05/2024	Bill Payment (Check)	12811	No	Ferndale Tech		11300 Cash - Unrestricted:US Bank Operating Acct (#4664)	-312.00	2,235.31

Date	Transaction Type	Num	Adj	Name	Memo/Description	Split	Amount	Balance
12/05/2024	Bill Payment (Check)	12812	No	Nilsen Feed & Grain Co.		11300 Cash - Unrestricted:US Bank Operating Acct (#4664)	-3,023.40	-788.09
12/06/2024	Bill Payment (Check)	12820	No	City of Ferndale		11300 Cash - Unrestricted:US Bank Operating Acct (#4664)	-447.22	-1,235.31
12/06/2024	Bill Payment (Check)	12821	No	City of Ferndale		11300 Cash - Unrestricted:US Bank Operating Acct (#4664)	-193.92	-1,429.23
12/06/2024	Bill Payment (Check)	12813	No	City of Ferndale		11300 Cash - Unrestricted:US Bank Operating Acct (#4664)	-2,813.60	-4,242.83
12/06/2024	Bill Payment (Check)	12814	No	Loomis Basin Equine Medical Group		11300 Cash - Unrestricted:US Bank Operating Acct (#4664)	-185.40	-4,428.23
12/06/2024	Bill Payment (Check)	12815	No	Patches' Pastries		11300 Cash - Unrestricted:US Bank Operating Acct (#4664)	-209.54	-4,637.77
12/06/2024	Bill Payment (Check)	12816	No	Eureka Broadcasting Co., Inc.		11300 Cash - Unrestricted:US Bank Operating Acct (#4664)	-139.00	-4,776.77
12/06/2024	Bill Payment (Check)	12817	No	Blue Star Gas/Sequoia Gas		11300 Cash - Unrestricted:US Bank Operating Acct (#4664)	-2,249.80	-7,026.57
12/06/2024	Bill Payment (Check)	12818	No	City of Ferndale		11300 Cash - Unrestricted:US Bank Operating Acct (#4664)	-368.12	-7,394.69
12/06/2024	Bill Payment (Check)	12819	No	City of Ferndale		11300 Cash - Unrestricted:US Bank Operating Acct (#4664)	-3,295.67	-10,690.36
12/07/2024	Bill	2025-F1021 A	No	Western Fairs Association		50900 Administration Expense:Dues & Subscriptions	1,000.00	-9,690.36
12/07/2024	Bill	1687738	No	Blue Star Gas/Sequoia Gas		52800 Maintenance & General Operations:Light, Heat, Water & Power	241.86	-9,448.50
12/07/2024	Bill	1208	No	The Buttercream Broomstick v.		-Split-	145.00	-9,303.50
12/07/2024	Bill	192094	No	Six Rivers Portable Toilets LLC		52300 Maintenance & General Operations:Maint Contracted Professional Services	138.78	-9,164.72
12/10/2024	Bill Payment (Check)	12823	No	Ferndale Tech		11300 Cash - Unrestricted:US Bank Operating Acct (#4664)	-1,126.65	-10,291.37
12/10/2024	Bill Payment (Check)	12826	No	City of Ferndale		11300 Cash - Unrestricted:US Bank Operating Acct (#4664)	-13.01	-10,304.38
12/10/2024	Bill	M271599	No	Mendes Supply Company		53200 Maintenance & General Operations:Maintenance Supplies	859.03	-9,445.35
12/10/2024	Bill Payment (Check)	12824	No	The Buttercream Broomstick v.		-Split-	0.00	-9,445.35
12/10/2024	Bill Payment (Check)	12825	No	Times Standard		11300 Cash - Unrestricted:US Bank Operating Acct (#4664)	-599.00	-10,044.35
12/11/2024	Bill Payment (Check)	10563	No	Wells Fargo Financial Leasing, Inc.		-Split-		-10,044.35

Date	Transaction Type	Num	Adj	Name	Memo/Description	Split	Amount	Balance
12/11/2024	Bill	I10461	No	Rendezvous Music & Vending		66009 Misc. Non Fair Events	241.22	-9,803.13
						52800 Maintenance & General Operations:Light, Heat, Water & Power		
12/11/2024	Bill	0836191	No	Blue Star Gas/Sequoia Gas			120.00	-9,683.13
						54400 Publicity		
12/13/2024	Bill	2024-130193	No	North Coast Journal		Expenses:Advertising Expense	3,000.00	-6,683.13
12/13/2024	Bill Payment (Check)	12829	No	The Buttercream Broomstick v.		11300 Cash - Unrestricted:US Bank Operating Acct (#4664)	-145.00	-6,828.13
						52800 Maintenance & General Operations:Light, Heat, Water & Power		
12/16/2024	Bill	1692160	No	Blue Star Gas/Sequoia Gas			880.79	-5,947.34
						52800 Maintenance & General Operations:Light, Heat, Water & Power		
12/16/2024	Bill	1692161	No	Blue Star Gas/Sequoia Gas			372.71	-5,574.63
12/17/2024	Bill	I10450	No	Rendezvous Music & Vending		66009 Misc. Non Fair Events	19.28	-5,555.35
						52800 Maintenance & General Operations:Light, Heat, Water & Power		
12/18/2024	Bill	Meter ID 13123431	No	Del Oro Water Company	Auto Pay		66.32	-5,489.03
						52800 Maintenance & General Operations:Light, Heat, Water & Power		
12/18/2024	Bill	Meter ID 5433766HIGH	No	Del Oro Water Company			2,867.03	-2,622.00
						52800 Maintenance & General Operations:Light, Heat, Water & Power		
12/18/2024	Bill	Meter ID 13123460	No	Del Oro Water Company	Auto Pay		68.95	-2,553.05
						53000 Maintenance & General Operations:Buildings & Grounds Maintenance		
12/19/2024	Bill	091772	No	The Farm Shop			103.08	-2,449.97
12/19/2024	Bill Payment (Check)	3703	No	EG Ayers		12300 Cash - Restricted:US Bank JLA Operating (#5548)	-10,050.00	-12,499.97
12/19/2024	Bill Payment (Check)	ACH 6617 2024.12	No	PG&E		11300 Cash - Unrestricted:US Bank Operating Acct (#4664)	-6,762.88	-19,262.85
12/20/2024	Bill	D10513	No	Rendezvous Music & Vending		66009 Misc. Non Fair Events	45.01	-19,217.84
						11300 Cash - Unrestricted:US Bank Operating Acct (#4664)		
12/20/2024	Bill Payment (Check)	12837	No	Mendes Supply Company			-859.03	-20,076.87
12/20/2024	Bill Payment (Check)	12838	No	Rendezvous Music & Vending		11300 Cash - Unrestricted:US Bank Operating Acct (#4664)	-305.51	-20,382.38
12/20/2024	Bill Payment (Check)		No	PG&E		11300 Cash - Unrestricted:US Bank Operating Acct (#4664)	-363.16	-20,745.54
12/20/2024	Bill Payment (Check)		No	PG&E		11300 Cash - Unrestricted:US Bank Operating Acct (#4664)	-769.85	-21,515.39
12/20/2024	Bill Payment (Check)	12831	No	Answering Innovations		11300 Cash - Unrestricted:US Bank Operating Acct (#4664)	-53.56	-21,568.95

Date	Transaction Type	Num	Adj	Name	Memo/Description	Split	Amount	Balance
12/20/2024	Bill Payment (Check)	12836	No	Western Fairs Association		11300 Cash - Unrestricted:US Bank Operating Acct (#4664)	-1,000.00	-22,568.95
12/20/2024	Bill Payment (Check)	12839	No	North Coast Journal		11300 Cash - Unrestricted:US Bank Operating Acct (#4664)	-3,000.00	-25,568.95
12/20/2024	Bill Payment (Check)	12832	No	Six Rivers Portable Toilets LLC		11300 Cash - Unrestricted:US Bank Operating Acct (#4664)	-405.66	-25,974.61
12/20/2024	Bill Payment (Check)	12833	No	Ferndale Tech		11300 Cash - Unrestricted:US Bank Operating Acct (#4664)	-105.00	-26,079.61
12/20/2024	Bill Payment (Check)	12834	No	Frontier Communications		11300 Cash - Unrestricted:US Bank Operating Acct (#4664)	-126.68	-26,206.29
12/20/2024	Bill Payment (Check)	12835	No	Blue Star Gas/Sequoia Gas		11300 Cash - Unrestricted:US Bank Operating Acct (#4664)	-241.86	-26,448.15
12/21/2024	Bill	ACC: 123-8	No	Frontier Communications		50800 Administration Expense:Telephone & Postage	126.68	-26,321.47
12/23/2024	Bill	1JD3-4CFF-6H6M	No	Amazon Prime		50700 Administration Expense:Office Supplies	60.62	-26,260.85
12/23/2024	Bill	1696873	No	Blue Star Gas/Sequoia Gas		52800 Maintenance & General Operations:Light, Heat, Water & Power	230.91	-26,029.94
12/24/2024	Bill	745962	No	Ferndale Tech		50701 Administration Expense:Computer Software & Supplies	211.00	-25,818.94
12/25/2024	Bill	108246	No	Recology Eel River Fortuna		53100 Maintenance & General Operations:Trash Removal, Clean-up	100.00	-25,718.94
12/25/2024	Bill	108248	No	Recology Eel River Fortuna		53100 Maintenance & General Operations:Trash Removal, Clean-up	2,007.00	-23,711.94
12/25/2024	Bill	Billing No. 00262899	No	Recology Eel River Fortuna		53100 Maintenance & General Operations:Trash Removal, Clean-up	54.40	-23,657.54
12/27/2024	Bill Payment (Check)	ACH 2024.12.27	No	Wells Fargo Financial Leasing, Inc.		11300 Cash - Unrestricted:US Bank Operating Acct (#4664)	-107.79	-23,765.33
12/30/2024	Bill	TAS4423-123024	No	Answering Innovations		50800 Administration Expense:Telephone & Postage	80.35	-23,684.98
12/31/2024	Bill	746014	No	Ferndale Tech		50701 Administration Expense:Computer Software & Supplies	191.00	-23,493.98
12/31/2024	Bill	-Split-	No	Nilsen Feed & Grain Co.		-Split-	801.64	-22,692.34
12/31/2024	Bill	24120334	No	Eureka Broadcasting Co., Inc.		66009 Misc. Non Fair Events	320.00	-22,372.34

Date	Transaction Type	Num	Adj	Name	Memo/Description	Split	Amount	Balance
12/31/2024	Bill	746056	No	Ferndale Tech		50701 Administration Expense:Computer Software & Supplies	90.00	-22,282.34
12/31/2024	Bill	-SPLIT-	No	California Fair Services Authority	Split GL : Inv. #075862 and Inv. #075939	Prepaid Expense - Docyt	9,679.32	-12,603.02
12/31/2024	Bill	Billing No. 33308032	No	Recology Eel River Fortuna		53100 Maintenance & General Operations:Trash Removal, Clean-up	15,713.76	3,110.74
12/31/2024	Bill	2024 661-7	No	PG&E		52800 Maintenance & General Operations:Light, Heat, Water & Power	2,429.45	5,540.19
12/31/2024	Bill	2024 933-0	No	PG&E	Auto Pay	52800 Maintenance & General Operations:Light, Heat, Water & Power	333.82	5,874.01
12/31/2024	Bill	DM24120159	No	Eureka Oxygen Co		53000 Maintenance & General Operations:Buildings & Grounds Maintenance	46.06	5,920.07
12/31/2024	Bill	2024 024-8	No	PG&E	Auto Pay	52800 Maintenance & General Operations:Light, Heat, Water & Power	35.65	5,955.72
12/31/2024	Bill	746061	No	Ferndale Tech		50701 Administration Expense:Computer Software & Supplies	70.00	6,025.72
12/31/2024	Bill	2024 688-6	No	PG&E	Auto Pay	52800 Maintenance & General Operations:Light, Heat, Water & Power	683.67	6,709.39
12/31/2024	Bill	ACC #06-1050972	No	Blue Star Gas/Sequoia Gas		52800 Maintenance & General Operations:Light, Heat, Water & Power	2,616.18	9,325.57
12/31/2024	Bill	5032674428	No	Wells Fargo Financial Leasing, Inc.	Auto payment	50701 Administration Expense:Computer Software & Supplies	107.79	9,433.36
Total for 21200 Accounts Payable (A/P)							\$9,433.36	
Accounts Payable - Docyt								
12/10/2024	Bill Payment (Check)	12827	No	Rendezvous Music & Vending		11300 Cash - Unrestricted:US Bank Operating Acct (#4664)	-222.16	-222.16
12/20/2024	Bill Payment (Check)	12830	No	Sunbelt Rentals		11300 Cash - Unrestricted:US Bank Operating Acct (#4664)	-429.69	-651.85
Total for Accounts Payable - Docyt							\$ -651.85	
21600 US Bank CC (#2921)								

Date	Transaction Type	Num	Adj	Name	Memo/Description	Split	Amount	Balance
12/04/2024	Credit Card Credit		No	101 Netlink	101netlink Whitethorn Ca	50800 Administration Expense:Telephone & Postage	-148.04	-148.04
12/05/2024	Credit Card Payment		No		Internet Payment Thank You	11300 Cash - Unrestricted:US Bank Operating Acct (#4664)	-112.45	-260.49
12/23/2024	Expenditure		No	QuickBooks Payments	Intuit *qbooks Online Cl.intuit.com Ca	50703 Administration Expense:QuickBooks CC Payments Fees	140.24	-120.25
Total for 21600 US Bank CC (#2921)							\$ -120.25	
21610 US Bank CC 2818								
12/02/2024	Expenditure		No	Michaels	Michaels Stores 2044 Eureka Ca	66009 Misc. Non Fair Events	126.50	126.50
12/02/2024	Expenditure		No	Facebook	Facebk *yshhueqhc2 650-5434800 Ca	54400 Publicity Expenses:Advertising Expense	21.84	148.34
12/02/2024	Expenditure		No	Facebook	Facebk *ue82kelhc2 650-5434800 Ca	54400 Publicity Expenses:Advertising Expense	2.80	151.14
12/02/2024	Expenditure		No	Valley Grocery	Valley Grocery Ferndale Ca	66009 Misc. Non Fair Events	34.55	185.69
12/02/2024	Expenditure		No	North Coast Events and Rentals	Sq *north Coast Events Fortuna Ca	66009 Misc. Non Fair Events	457.26	642.95
12/02/2024	Expenditure		No	Starlink	Starlink Internet 310-6829683 Ca	50800 Administration Expense:Telephone & Postage	165.00	807.95
12/02/2024	Credit Card Payment		No		Internet Banking Payment To Credit Card 2818 12/02	11300 Cash - Unrestricted:US Bank Operating Acct (#4664)	-2,580.96	-1,773.01
12/02/2024	Expenditure		No	Chefstore	Chefstore 7546 Eureka Ca	66009 Misc. Non Fair Events	727.85	-1,045.16
12/04/2024	Expenditure		No	Authorize.Net	Authorize.net 877-4473938 Ca	50702 Administration Expense:Credit Card & Bank Fees	30.00	-1,015.16
12/05/2024	Expenditure		No	Starlink	Starlink Internet 310-6829683 Ca	50800 Administration Expense:Telephone & Postage	109.11	-906.05
12/05/2024	Credit Card Payment		No		Internet Payment Thank You	11300 Cash - Unrestricted:US Bank Operating Acct (#4664)	-1,565.80	-2,471.85
12/05/2024	Expenditure		No	Starlink	Starlink Internet 310-6829683 Ca	50800 Administration Expense:Telephone & Postage	40.63	-2,431.22
12/10/2024	Expenditure		No	QuickBooks Payments	Intuit *checks / Forms Cl.intuit.com Ca	50703 Administration Expense:QuickBooks CC Payments Fees	51.04	-2,380.18
12/10/2024	Expenditure		No	QuickBooks Payments	Intuit *checks / Forms Cl.intuit.com Ca	50703 Administration Expense:QuickBooks CC Payments Fees	103.06	-2,277.12
12/10/2024	Expenditure		No	QuickBooks Payments	Intuit *checks / Forms Cl.intuit.com Ca	50703 Administration Expense:QuickBooks CC Payments Fees	535.88	-1,741.24

Date	Transaction Type	Num	Adj	Name	Memo/Description	Split	Amount	Balance
12/13/2024	Expenditure		No	United Airlines	United XXXXXXXX46286 United.com Tx	50600 Administration Expense:Employee Travel, Recruitment & Training	989.45	-751.79
12/16/2024	Expenditure		No	Adobe	Adobe *adobe XXX-XXX-6000 Ca	50701 Administration Expense:Computer Software & Supplies	44.97	-706.82
12/16/2024	Expenditure		No	Adobe	Adobe *adobe XXX-XXX-6000 Ca	50701 Administration Expense:Computer Software & Supplies	19.99	-686.83
12/19/2024	Expenditure		No	Facebook	Facebk *qvdcfflhcX XXX-XXX4800 Ca	54400 Publicity Expenses:Advertising Expense	27.00	-659.83
12/21/2024	Expenditure		No	Facebook	Facebk *tXXukflhcX XXX-XXX4800 Ca	54400 Publicity Expenses:Advertising Expense	27.00	-632.83
12/24/2024	Expenditure		No	Facebook	Facebk *vhqbXgXjcX XXX- XXX4800 Ca	54400 Publicity Expenses:Advertising Expense	27.00	-605.83
12/30/2024	Expenditure		No	QuickBooks Payments	Intuit *qbooks Online Cl.intuit.com Ca	50703 Administration Expense:QuickBooks CC Payments Fees	99.00	-506.83
12/31/2024	Expenditure		No	Costco	Costco Whse #0125 Eureka Ca	50700 Administration Expense:Office Supplies	127.68	-379.15
12/31/2024	Credit Card Payment		No		Internet Payment Thank You	11300 Cash - Unrestricted:US Bank Operating Acct (#4664)	-2,074.13	-2,453.28
12/31/2024	Expenditure		No	Rental Guy	Rental Guys - Eureka - Eureka Ca	52500 Maintenance & General Operations:Maintenance Equipment Rental	1,053.31	-1,399.97

Total for 21610 US Bank CC 2818

\$ -1,399.97

21000 TOT Tax Liability Account

12/02/2024	Receipt	24-2000	No	Anne Beatie	Humboldt Lodging Alliance- 30AMP (nonfair)	12800 Payments to deposit	0.80	0.80
12/02/2024	Receipt	24-2000	No	Anne Beatie	City of Ferndale Occupancy Tax- 30AMP (nonfair)	12800 Payments to deposit	4.00	4.80
12/03/2024	Receipt	24-2010	No	RV Camping-Cash	Humboldt Lodging Alliance- 30AMP (nonfair)	12800 Payments to deposit	0.80	5.60
12/03/2024	Receipt	24-2010	No	RV Camping-Cash	City of Ferndale Occupancy Tax- 30AMP (nonfair)	12800 Payments to deposit	4.00	9.60
12/04/2024	Receipt	24-2015	No	Dry Camping	Humboldt Lodging Alliance- Dry Camp (nonfair)	12800 Payments to deposit	0.44	10.04
12/04/2024	Receipt	24-2012	No	Dry Camping	City of Ferndale Occupancy Tax- Dry Camp (nonfair)	12800 Payments to deposit	2.20	12.24
12/04/2024	Receipt	24-2014	No	RV Camping-Cash	City of Ferndale Occupancy Tax- 30AMP (nonfair)	12800 Payments to deposit	4.00	16.24

Date	Transaction Type	Num	Adj	Name	Memo/Description	Split	Amount	Balance
12/04/2024	Receipt	24-2013	No	RV Camping-Cash	Humboldt Lodging Alliance- 30AMP (nonfair)	12800 Payments to deposit	0.80	17.04
12/04/2024	Receipt	24-2012	No	Dry Camping	Humboldt Lodging Alliance- Dry Camp (nonfair)	12800 Payments to deposit	0.44	17.48
12/04/2024	Receipt	24-2011	No	RV Camping-Cash	City of Ferndale Occupancy Tax- 30AMP (nonfair)	12800 Payments to deposit	0.00	17.48
12/04/2024	Receipt	24-2011	No	RV Camping-Cash	Humboldt Lodging Alliance- 30AMP (nonfair)	12800 Payments to deposit	0.00	17.48
12/04/2024	Receipt	24-2014	No	RV Camping-Cash	Humboldt Lodging Alliance- 30AMP (nonfair)	12800 Payments to deposit	0.80	18.28
12/04/2024	Receipt	24-2016	No	Dry Camping	City of Ferndale Occupancy Tax- Dry Camp (nonfair)	12800 Payments to deposit	4.40	22.68
12/04/2024	Receipt	24-2016	No	Dry Camping	Humboldt Lodging Alliance- Dry Camp (nonfair)	12800 Payments to deposit	0.88	23.56
12/04/2024	Receipt	24-2015	No	Dry Camping	City of Ferndale Occupancy Tax- Dry Camp (nonfair)	12800 Payments to deposit	2.20	25.76
12/04/2024	Receipt	24-2013	No	RV Camping-Cash	City of Ferndale Occupancy Tax- 30AMP (nonfair)	12800 Payments to deposit	4.00	29.76
12/05/2024	Receipt	24-2021	No	RV Camping-CC	City of Ferndale Occupancy Tax- Dry Camp (nonfair)	12800 Payments to deposit	4.40	34.16
12/05/2024	Receipt	24-2021	No	RV Camping-CC	Humboldt Lodging Alliance- Dry Camp (nonfair)	12800 Payments to deposit	0.88	35.04
12/06/2024	Receipt	24-2023	No	Dry Camping	Humboldt Lodging Alliance- Dry Camp (nonfair)	12800 Payments to deposit	0.44	35.48
12/06/2024	Receipt	24-2023	No	Dry Camping	City of Ferndale Occupancy Tax- Dry Camp (nonfair)	12800 Payments to deposit	2.20	37.68
12/09/2024	Pledge	24-2027	No	Amber Nickols	Humboldt Lodging Alliance- 30AMP (nonfair)	13100 Accounts Receivable (A/R)	5.60	43.28
12/09/2024	Pledge	24-2027	No	Amber Nickols	City of Ferndale Occupancy Tax- 30AMP (nonfair)	13100 Accounts Receivable (A/R)	28.00	71.28
12/09/2024	Refund	24-2028	No	Leroy Johnson	City of Ferndale Occupancy Tax- 30AMP (nonfair)	12800 Payments to deposit	-8.00	63.28
12/09/2024	Refund	24-2028	No	Leroy Johnson	Humboldt Lodging Alliance- 30AMP (nonfair)	12800 Payments to deposit	-1.60	61.68
12/19/2024	Receipt	24-2039	No	Dry Camping	City of Ferndale Occupancy Tax- Dry Camp (nonfair)	12800 Payments to deposit	2.20	63.88
12/19/2024	Receipt	24-2039	No	Dry Camping	Humboldt Lodging Alliance- Dry Camp (nonfair)	12800 Payments to deposit	0.44	64.32
12/27/2024	Receipt	24-2046	No	Dry Camping	Humboldt Lodging Alliance- Dry Camp (nonfair)	12800 Payments to deposit	0.44	64.76

Date	Transaction Type	Num	Adj	Name	Memo/Description	Split	Amount	Balance
12/27/2024	Receipt	24-2047	No	Dry Camping	City of Ferndale Occupancy Tax-Dry Camp (nonfair)	12800 Payments to deposit	2.20	66.96
12/27/2024	Receipt	24-2046	No	Dry Camping	City of Ferndale Occupancy Tax-Dry Camp (nonfair)	12800 Payments to deposit	2.20	69.16
12/27/2024	Receipt	24-2047	No	Dry Camping	Humboldt Lodging Alliance- Dry Camp (nonfair)	12800 Payments to deposit	0.44	69.60
12/30/2024	Receipt	24-2049	No	Dry Camping	Humboldt Lodging Alliance- Dry Camp (nonfair)	12800 Payments to deposit	0.44	70.04
12/30/2024	Receipt	24-2052	No	Dry Camping	City of Ferndale Occupancy Tax-Dry Camp (nonfair)	12800 Payments to deposit	2.20	72.24
12/30/2024	Receipt	24-2048	No	Dry Camping	Humboldt Lodging Alliance- Dry Camp (nonfair)	12800 Payments to deposit	0.44	72.68
12/30/2024	Receipt	24-2053	No	Dry Camping	City of Ferndale Occupancy Tax-Dry Camp (nonfair)	12800 Payments to deposit	2.20	74.88
12/30/2024	Receipt	24-2049	No	Dry Camping	City of Ferndale Occupancy Tax-Dry Camp (nonfair)	12800 Payments to deposit	2.20	77.08
12/30/2024	Receipt	24-2052	No	Dry Camping	Humboldt Lodging Alliance- Dry Camp (nonfair)	12800 Payments to deposit	0.44	77.52
12/30/2024	Receipt	24-2048	No	Dry Camping	City of Ferndale Occupancy Tax-Dry Camp (nonfair)	12800 Payments to deposit	2.20	79.72
12/30/2024	Receipt	24-2053	No	Dry Camping	Humboldt Lodging Alliance- Dry Camp (nonfair)	12800 Payments to deposit	0.44	80.16
12/30/2024	Receipt	24-2056	No	RV Camping-CC	City of Ferndale Occupancy Tax-30AMP (nonfair)	12800 Payments to deposit	12.00	92.16
12/30/2024	Receipt	24-2056	No	RV Camping-CC	Humboldt Lodging Alliance- 30AMP (nonfair)	12800 Payments to deposit	2.40	94.56
12/31/2024	Refund	24-2102	No	RV Camping-CC	Humboldt Lodging Alliance- 30AMP (nonfair)	12800 Payments to deposit	-2.40	92.16
12/31/2024	Receipt	24-2101	No	Dry Camping	Humboldt Lodging Alliance- Dry Camp (nonfair)	12800 Payments to deposit	0.44	92.60
12/31/2024	Receipt	24-2103	No	RV Camping-CC	City of Ferndale Occupancy Tax-30AMP (nonfair)	12800 Payments to deposit	4.00	96.60
12/31/2024	Pledge	24-2104	No	Jochen Siegel	City of Ferndale Occupancy Tax-30AMP (nonfair)	13100 Accounts Receivable (A/R)	8.00	104.60
12/31/2024	Pledge	24-2104	No	Jochen Siegel	Humboldt Lodging Alliance- 30AMP (nonfair)	13100 Accounts Receivable (A/R)	1.60	106.20
12/31/2024	Receipt	24-2103	No	RV Camping-CC	Humboldt Lodging Alliance- 30AMP (nonfair)	12800 Payments to deposit	0.80	107.00
12/31/2024	Receipt	24-2101	No	Dry Camping	City of Ferndale Occupancy Tax-Dry Camp (nonfair)	12800 Payments to deposit	2.20	109.20

Date	Transaction Type	Num	Adj	Name	Memo/Description	Split	Amount	Balance
12/31/2024	Refund	24-2102	No	RV Camping-CC	City of Ferndale Occupancy Tax-30AMP (nonfair)	12800 Payments to deposit	-12.00	97.20
Total for 21000 TOT Tax Liability Account							\$97.20	
22800 Deferred Revenue								
12/01/2024	Journal Entry	Nov AR EntryR	Yes		To reclass certain accounts to have AR be as accurate as possible	-Split-	94,882.44	94,882.44
12/31/2024	Journal Entry	Dec AR Entry	Yes		To reclass certain accounts to have AR be as accurate as possible	-Split-	-102,407.44	-7,525.00
Total for 22800 Deferred Revenue							\$ -7,525.00	
24100 Guaranteed Deposits								
12/01/2024	Pledge	24-1677	No	Native Sons of the Golden West	Turf Room Rental Deposit	13100 Accounts Receivable (A/R)	100.00	100.00
12/01/2024	Pledge	24-1677	No	Native Sons of the Golden West	Turf Room Rental Deposit - Waived Deposit	13100 Accounts Receivable (A/R)	-100.00	0.00
12/01/2024	Journal Entry	Nov AR EntryR	Yes		To reclass certain accounts to have AR be as accurate as possible	-Split-	10,450.00	10,450.00
12/02/2024	Pledge	24-2007	No	Rotary Club of Ferndale	Turf Room Rental Deposit	13100 Accounts Receivable (A/R)	200.00	10,650.00
12/02/2024	Pledge	24-2007	No	Rotary Club of Ferndale	Turf Room Rental Deposit	13100 Accounts Receivable (A/R)	-200.00	10,450.00
12/09/2024	Pledge	24-2006	No	Rotary Club of Ferndale	Turf Room Rental Deposit	13100 Accounts Receivable (A/R)	200.00	10,650.00
12/09/2024	Pledge	24-2006	No	Rotary Club of Ferndale	Turf Room Rental Deposit	13100 Accounts Receivable (A/R)	-200.00	10,450.00
12/31/2024	Journal Entry	Dec AR Entry	Yes		To reclass certain accounts to have AR be as accurate as possible	-Split-	-10,450.00	0.00
Total for 24100 Guaranteed Deposits							\$0.00	
24200 Stall Rental Deposits								
12/03/2024	Pledge	24-2009	No	Sarah Watson	Stall Rental Depost	13100 Accounts Receivable (A/R)	75.00	75.00
Total for 24200 Stall Rental Deposits							\$75.00	
24500 Eco Green Project Loan (PGE)								
12/02/2024	Bill	6617 2024.12	No	PG&E	(Eco Green Project Loan (PGE))	21200 Accounts Payable (A/P)	-3,456.64	-3,456.64
Total for 24500 Eco Green Project Loan (PGE)							\$ -3,456.64	
31200 Local (Base) Allocation								

Date	Transaction Type	Num	Adj	Name	Memo/Description	Split	Amount	Balance
12/31/2024	Deposit		No		2024/2025 Fiscal Year Base Allocation Operational Grant & Training	11300 Cash - Unrestricted:US Bank Operating Acct (#4664)	39,500.00	39,500.00
Total for 31200 Local (Base) Allocation							\$39,500.00	
43000 Exhibits Revenue								
43200 Donated & Sponsored Awards								
12/01/2024	Pledge	24-1595	No	Humboldt Handweavers & Spinners Guild	Premium Awards Sponsorship - Sponsorship	13100 Accounts Receivable (A/R)	30.00	30.00
Total for 43200 Donated & Sponsored Awards							\$30.00	
Total for 43000 Exhibits Revenue							\$30.00	
45000 Horse Racing Revenue								
45500 Other Live Racing Revenue								
12/01/2024	Pledge	24-1594	No	California Authority of Racing Fairs'	Cali Authority of Racing Fairs	13100 Accounts Receivable (A/R)	236.30	236.30
12/17/2024	Pledge	24-2038	No	California Authority of Racing Fairs'	Fresno & GSR	13100 Accounts Receivable (A/R)	101.60	337.90
12/23/2024	Pledge	24-2051	No	Watch & Wager, LLC	WAW Harness: Location Fees ADW Oct.	13100 Accounts Receivable (A/R)	4.52	342.42
Total for 45500 Other Live Racing Revenue							\$342.42	
Total for 45000 Horse Racing Revenue							\$342.42	
47005 Miscellaneous Non-Fair Programs								
12/01/2024	Pledge	4587	No	Mclean Foundation	Sparkling Holiday Spectacular at the Fair Grounds	13100 Accounts Receivable (A/R)	2,500.00	2,500.00
12/01/2024	Deposit		No	HCFA Winter Events	12/01/24 HOT Admissions	11300 Cash - Unrestricted:US Bank Operating Acct (#4664)	558.00	3,058.00
12/01/2024	Deposit		No	HCFA Winter Events	12/01/24 HOT Bar	11300 Cash - Unrestricted:US Bank Operating Acct (#4664)	118.00	3,176.00
12/01/2024	Deposit		No	HCFA Winter Events	12/01/24 SLS Donations	11300 Cash - Unrestricted:US Bank Operating Acct (#4664)	645.75	3,821.75
12/01/2024	Deposit		No	HCFA Winter Events	HOT Cash Christmas Tree Sales	11300 Cash - Unrestricted:US Bank Operating Acct (#4664)	1,180.00	5,001.75
12/01/2024	Pledge	11290	No	Anonymous	Sparkling Holiday Spectacular at the Fair Grounds	13100 Accounts Receivable (A/R)	2,500.00	7,501.75
12/01/2024	Pledge	4515	No	Humboldt Redwood Company, LLC	SLS	13100 Accounts Receivable (A/R)	500.00	8,001.75

Date	Transaction Type	Num	Adj	Name	Memo/Description	Split	Amount	Balance
12/01/2024	Pledge	4587	No	Mclean Foundation	Sparkling Holiday Spectacular at the Fair Grounds	13100 Accounts Receivable (A/R)	1,500.00	9,501.75
12/01/2024	Pledge	4228	No	Harbers Insurance Agency	Sparkling Holiday Sponsorship	13100 Accounts Receivable (A/R)	2,500.00	12,001.75
12/02/2024	Pledge	24-2005	No	Aidan Carnahan	Delivery Fee	13100 Accounts Receivable (A/R)	25.00	12,026.75
12/02/2024	Pledge	24-2003	No	David Griffiths	Pre-decorated Tree	13100 Accounts Receivable (A/R)	75.00	12,101.75
12/02/2024	Pledge	24-2005	No	Aidan Carnahan	Pre-decorated Tree	13100 Accounts Receivable (A/R)	75.00	12,176.75
12/02/2024	Pledge	24-2004	No	Alissa Clear	Pre-decorated Tree	13100 Accounts Receivable (A/R)	70.00	12,246.75
12/02/2024	Pledge	24-2004	No	Alissa Clear	Delivery Fee	13100 Accounts Receivable (A/R)	30.00	12,276.75
12/02/2024	Pledge	24-2002	No	Megan Gotcher	Delivery Fee	13100 Accounts Receivable (A/R)	20.00	12,296.75
12/02/2024	Pledge	24-2002	No	Megan Gotcher	Pre-decorated Tree	13100 Accounts Receivable (A/R)	350.00	12,646.75
12/04/2024	Deposit		No	HCFA Winter Events	12/04/2024 Donations	11300 Cash - Unrestricted:US Bank Operating Acct (#4664)	298.00	12,944.75
12/04/2024	Deposit		No	HCFA Winter Events	12/04/2024 Merch	11300 Cash - Unrestricted:US Bank Operating Acct (#4664)	90.00	13,034.75
12/05/2024	Receipt	24-2020	No	Moira Kenny	Pre-decorated Tree	12800 Payments to deposit	350.00	13,384.75
12/06/2024	Deposit		No	HCFA Winter Events	12/06/2024 Merch	11300 Cash - Unrestricted:US Bank Operating Acct (#4664)	346.00	13,730.75
12/06/2024	Deposit		No	HCFA Winter Events	12/06/2024 Donations	11300 Cash - Unrestricted:US Bank Operating Acct (#4664)	690.00	14,420.75
12/07/2024	Deposit		No	HCFA Winter Events	12/07/2024 Donations	11300 Cash - Unrestricted:US Bank Operating Acct (#4664)	726.00	15,146.75
12/07/2024	Deposit		No	HCFA Winter Events	12/07/2024 Merch	11300 Cash - Unrestricted:US Bank Operating Acct (#4664)	363.00	15,509.75
12/08/2024	Deposit		No	HCFA Winter Events	12/08/2024 Donations	11300 Cash - Unrestricted:US Bank Operating Acct (#4664)	500.00	16,009.75
12/08/2024	Deposit		No	HCFA Winter Events	12/08/2024 Merch	11300 Cash - Unrestricted:US Bank Operating Acct (#4664)	296.00	16,305.75
12/09/2024	Receipt	24-2029	No	Tuyas Mexican Restaurant	Pre-decorated Tree	12800 Payments to deposit	350.00	16,655.75
12/11/2024	Deposit		No	HCFA Winter Events	12/11/2024 SLS Donations	11300 Cash - Unrestricted:US Bank Operating Acct (#4664)	269.00	16,924.75
12/12/2024	Deposit		No	HCFA Winter Events	12/12/24 SLS Donations	11300 Cash - Unrestricted:US Bank Operating Acct (#4664)	110.00	17,034.75

Date	Transaction Type	Num	Adj	Name	Memo/Description	Split	Amount	Balance
12/12/2024	Deposit		No	HCFA Winter Events	12/12/25 SLS Merch	11300 Cash - Unrestricted:US Bank Operating Acct (#4664)	85.00	17,119.75
12/12/2024	Pledge	5309o	No	Coast Central Credit Union	Sparkling Lights Spectacular Holiday	13100 Accounts Receivable (A/R)	1,250.00	18,369.75
12/13/2024	Deposit		No	HCFA Winter Events	Alcohol sales for SLS 12/13/24	11300 Cash - Unrestricted:US Bank Operating Acct (#4664)	64.00	18,433.75
12/13/2024	Deposit		No	HCFA Winter Events	Donations received for SLS 12/13/24	11300 Cash - Unrestricted:US Bank Operating Acct (#4664)	200.00	18,633.75
12/14/2024	Deposit		No	HCFA Winter Events	Donations received for SLS 12/14/24	11300 Cash - Unrestricted:US Bank Operating Acct (#4664)	488.00	19,121.75
12/14/2024	Deposit		No	HCFA Winter Events	Merch sales for SLS 12/14/24	11300 Cash - Unrestricted:US Bank Operating Acct (#4664)	198.00	19,319.75
12/15/2024	Deposit		No	HCFA Winter Events	Merch sold for SLS 12/15/24	11300 Cash - Unrestricted:US Bank Operating Acct (#4664)	269.00	19,588.75
12/15/2024	Deposit		No	HCFA Winter Events	Donations received for SLS 12/15/24	11300 Cash - Unrestricted:US Bank Operating Acct (#4664)	436.00	20,024.75
12/15/2024	Deposit		No	HCFA Winter Events	Bar sales for SLS 12/15/24	11300 Cash - Unrestricted:US Bank Operating Acct (#4664)	230.00	20,254.75
12/18/2024	Deposit		No	HCFA Winter Events	Merch sales for SLS 12/18/24	11300 Cash - Unrestricted:US Bank Operating Acct (#4664)	172.00	20,426.75
12/18/2024	Deposit		No	HCFA Winter Events	Donations received for SLS 12/18/24	11300 Cash - Unrestricted:US Bank Operating Acct (#4664)	320.00	20,746.75
12/19/2024	Deposit		No	HCFA Winter Events	Merch sales for SLS 12/19/24	11300 Cash - Unrestricted:US Bank Operating Acct (#4664)	150.00	20,896.75
12/19/2024	Deposit		No	HCFA Winter Events	Donations received for SLS 12/19/24	11300 Cash - Unrestricted:US Bank Operating Acct (#4664)	300.00	21,196.75
12/20/2024	Deposit		No	HCFA Winter Events	Donations received for SLS 12/20/24	11300 Cash - Unrestricted:US Bank Operating Acct (#4664)	436.00	21,632.75
12/20/2024	Deposit		No	HCFA Winter Events	Alcohol sold for SLS 12/20/24	11300 Cash - Unrestricted:US Bank Operating Acct (#4664)	218.00	21,850.75
12/20/2024	Deposit		No	HCFA Winter Events	Merch sales for SLS 12/20/24	11300 Cash - Unrestricted:US Bank Operating Acct (#4664)	210.00	22,060.75
12/21/2024	Deposit		No	HCFA Winter Events	Merch sales for SLS 12/21/24	11300 Cash - Unrestricted:US Bank Operating Acct (#4664)	447.00	22,507.75
12/21/2024	Deposit		No	HCFA Winter Events	Donations received for SLS 12/21/24	11300 Cash - Unrestricted:US Bank Operating Acct (#4664)	949.00	23,456.75
12/21/2024	Deposit		No	HCFA Winter Events	Alcohol sales for SLS 12/21/24	11300 Cash - Unrestricted:US Bank Operating Acct (#4664)	318.00	23,774.75
12/22/2024	Deposit		No	HCFA Winter Events	Merch sales for SLS 12/22/24	11300 Cash - Unrestricted:US Bank Operating Acct (#4664)	240.00	24,014.75

Date	Transaction Type	Num	Adj	Name	Memo/Description	Split	Amount	Balance
12/22/2024	Deposit		No	HCFA Winter Events	Donations received from SLS 12/22/24	11300 Cash - Unrestricted:US Bank Operating Acct (#4664)	420.00	24,434.75
12/22/2024	Deposit		No	HCFA Winter Events	Alcohol sales for SLS 12/22/24	11300 Cash - Unrestricted:US Bank Operating Acct (#4664)	318.00	24,752.75
12/24/2024	Deposit		No	HCFA Winter Events	Merch sales for SLS 12/24/24	11300 Cash - Unrestricted:US Bank Operating Acct (#4664)	360.00	25,112.75
12/24/2024	Deposit		No	HCFA Winter Events	Alcohol sales for SLS 12/24/24	11300 Cash - Unrestricted:US Bank Operating Acct (#4664)	356.00	25,468.75
12/24/2024	Deposit		No	HCFA Winter Events	Donations received for SLS 12/24/24	11300 Cash - Unrestricted:US Bank Operating Acct (#4664)	698.00	26,166.75
12/25/2024	Deposit		No	HCFA Winter Events	Donations received for SLS 12/25/24	11300 Cash - Unrestricted:US Bank Operating Acct (#4664)	444.30	26,611.05
12/25/2024	Deposit		No		Additional donations received 12/25/24	11300 Cash - Unrestricted:US Bank Operating Acct (#4664)	40.00	26,651.05
12/30/2024	Deposit		No	Square	Electronic Deposit Square Inc	11300 Cash - Unrestricted:US Bank Operating Acct (#4664)	5,074.69	31,725.74
12/31/2024	Deposit		No	Square	Electronic Deposit Square Inc	11300 Cash - Unrestricted:US Bank Operating Acct (#4664)	2,051.45	33,777.19

Total for 47005 Miscellaneous Non-Fair Programs

\$33,777.19

48000 Interim Revenue

48100 Rental of Buildings

12/01/2024	Pledge	24-1593	No	Rotary Club of Ferndale	12/03/2024 Turf Room Daily Rental: Tuesday 5:00pm to 10:00pm Meeting and Meal	13100 Accounts Receivable (A/R)	350.00	350.00
12/01/2024	Pledge	24-1655V	No	Bryce T Bell	House Monthly Rental - 567 Arlington	13100 Accounts Receivable (A/R)	890.00	1,240.00
12/01/2024	Pledge	24-1677	No	Native Sons of the Golden West	Turf Room Daily Rental - Discount to Rate	13100 Accounts Receivable (A/R)	-300.00	940.00
12/01/2024	Pledge	24-1593	No	Rotary Club of Ferndale	12/03/2024 Turf Room Daily Rental - Discounted Rate	13100 Accounts Receivable (A/R)	-300.00	640.00
12/01/2024	Pledge	24-1677	No	Native Sons of the Golden West	Turf Room Daily Rental	13100 Accounts Receivable (A/R)	350.00	990.00
12/02/2024	Pledge	24-2007	No	Rotary Club of Ferndale	Turf Room Rental - Set Up Day 12/09/24	13100 Accounts Receivable (A/R)	-100.00	890.00
12/02/2024	Pledge	24-2007	No	Rotary Club of Ferndale	Turf Room Rental - Teardown Day 12/11/24	13100 Accounts Receivable (A/R)	-100.00	790.00
12/02/2024	Pledge	24-2007	No	Rotary Club of Ferndale	Turf Room Rental - Teardown Day 12/11/24	13100 Accounts Receivable (A/R)	100.00	890.00
12/02/2024	Pledge	24-2007	No	Rotary Club of Ferndale	Turf Room Daily Rental - 12/10/24	13100 Accounts Receivable (A/R)	-300.00	590.00

Date	Transaction Type	Num	Adj	Name	Memo/Description	Split	Amount	Balance
12/02/2024	Pledge	24-2007	No	Rotary Club of Ferndale	Turf Room Daily Rental - 12/10/24	13100 Accounts Receivable (A/R)	350.00	940.00
12/02/2024	Pledge	24-2007	No	Rotary Club of Ferndale	Turf Room Rental - Set Up Day 12/09/24	13100 Accounts Receivable (A/R)	100.00	1,040.00
12/09/2024	Pledge	24-2006	No	Rotary Club of Ferndale	Turf Room Daily Rental - 12/17/24	13100 Accounts Receivable (A/R)	350.00	1,390.00
12/09/2024	Pledge	24-2006	No	Rotary Club of Ferndale	Turf Room Rental - Set Up Day 12/16/24	13100 Accounts Receivable (A/R)	100.00	1,490.00
12/09/2024	Pledge	24-2006	No	Rotary Club of Ferndale	Turf Room Rental - Teardown Day 12/18/24	13100 Accounts Receivable (A/R)	-100.00	1,390.00
12/09/2024	Pledge	24-2006	No	Rotary Club of Ferndale	Turf Room Rental - Set Up Day 12/16/24	13100 Accounts Receivable (A/R)	-100.00	1,290.00
12/09/2024	Pledge	24-2006	No	Rotary Club of Ferndale	Turf Room Daily Rental - 12/17/24	13100 Accounts Receivable (A/R)	-300.00	990.00
12/09/2024	Pledge	24-2006	No	Rotary Club of Ferndale	Turf Room Rental - Teardown Day 12/18/24	13100 Accounts Receivable (A/R)	100.00	1,090.00
Total for 48100 Rental of Buildings							\$1,090.00	
48105 Arlington Rental Revenue								
12/01/2024	Pledge	24-1678	No	Bryce T Bell	Arlington House Water Bill	13100 Accounts Receivable (A/R)	45.00	45.00
Total for 48105 Arlington Rental Revenue							\$45.00	
48200 Grounds Rental								
12/16/2024	Pledge	24-2034	No	Kim Korobi	Arena Rental - Lights \$20 per hour per bank	13100 Accounts Receivable (A/R)	40.00	40.00
12/16/2024	Pledge	24-2034	No	Kim Korobi	Arena Daily Rental	13100 Accounts Receivable (A/R)	75.00	115.00
12/20/2024	Receipt	24-2042	No	Septic Dump Fees	Septic Dump Fee	12800 Payments to deposit	10.00	125.00
12/28/2024	Pledge	24-2054	No	Kim Korobi	Arena Daily Rental	13100 Accounts Receivable (A/R)	795.00	920.00
Total for 48200 Grounds Rental							\$920.00	
48201 RV Camping Interim Revenue								
12/02/2024	Receipt	24-2000	No	Anne Beatie	RV Camping Daily Fee - 30 AMP (nonfair)	12800 Payments to deposit	40.00	40.00
12/03/2024	Receipt	24-2010	No	RV Camping-Cash	RV Camping Daily Fee - 30 AMP (nonfair)	12800 Payments to deposit	40.00	80.00
12/04/2024	Receipt	24-2012	No	Dry Camping	RV Camping Daily Fee- Dry Camp (nonfair)	12800 Payments to deposit	22.00	102.00

Date	Transaction Type	Num	Adj	Name	Memo/Description	Split	Amount	Balance
12/04/2024	Receipt	24-2016	No	Dry Camping	RV Camping Daily Fee- Dry Camp (nonfair)	12800 Payments to deposit	44.00	146.00
12/04/2024	Receipt	24-2011	No	RV Camping-Cash	RV Camping Daily Fee - 30 AMP (nonfair)	12800 Payments to deposit	0.00	146.00
12/04/2024	Receipt	24-2013	No	RV Camping-Cash	RV Camping Daily Fee - 30 AMP (nonfair)	12800 Payments to deposit	40.00	186.00
12/04/2024	Receipt	24-2015	No	Dry Camping	RV Camping Daily Fee- Dry Camp (nonfair)	12800 Payments to deposit	22.00	208.00
12/04/2024	Receipt	24-2014	No	RV Camping-Cash	RV Camping Daily Fee - 30 AMP (nonfair)	12800 Payments to deposit	40.00	248.00
12/05/2024	Receipt	24-2021	No	RV Camping-CC	RV Camping Daily Fee- Dry Camp (nonfair)	12800 Payments to deposit	44.00	292.00
12/06/2024	Receipt	24-2023	No	Dry Camping	RV Camping Daily Fee- Dry Camp (nonfair)	12800 Payments to deposit	22.00	314.00
12/09/2024	Pledge	24-2027	No	Amber Nickols	RV Camping Daily Fee - 30 AMP (nonfair)	13100 Accounts Receivable (A/R)	280.00	594.00
12/09/2024	Refund	24-2028	No	Leroy Johnson	RV Camping Daily Fee - 30 AMP (nonfair)	12800 Payments to deposit	-80.00	514.00
12/19/2024	Receipt	24-2039	No	Dry Camping	RV Camping Daily Fee- Dry Camp (nonfair)	12800 Payments to deposit	22.00	536.00
12/27/2024	Receipt	24-2046	No	Dry Camping	RV Camping Daily Fee- Dry Camp (nonfair)	12800 Payments to deposit	22.00	558.00
12/27/2024	Receipt	24-2047	No	Dry Camping	RV Camping Daily Fee- Dry Camp (nonfair)	12800 Payments to deposit	22.00	580.00
12/30/2024	Receipt	24-2049	No	Dry Camping	RV Camping Daily Fee- Dry Camp (nonfair)	12800 Payments to deposit	22.00	602.00
12/30/2024	Receipt	24-2056	No	RV Camping-CC	RV Camping Daily Fee - 30 AMP (nonfair)	12800 Payments to deposit	120.00	722.00
12/30/2024	Receipt	24-2052	No	Dry Camping	RV Camping Daily Fee- Dry Camp (nonfair)	12800 Payments to deposit	22.00	744.00
12/30/2024	Receipt	24-2048	No	Dry Camping	RV Camping Daily Fee- Dry Camp (nonfair)	12800 Payments to deposit	22.00	766.00
12/30/2024	Receipt	24-2053	No	Dry Camping	RV Camping Daily Fee- Dry Camp (nonfair)	12800 Payments to deposit	22.00	788.00
12/31/2024	Pledge	24-2104	No	Jochen Siegel	RV Camping Daily Fee - 30 AMP (nonfair)	13100 Accounts Receivable (A/R)	80.00	868.00
12/31/2024	Receipt	24-2103	No	RV Camping-CC	RV Camping Daily Fee - 30 AMP (nonfair)	12800 Payments to deposit	40.00	908.00
12/31/2024	Receipt	24-2101	No	Dry Camping	RV Camping Daily Fee- Dry Camp (nonfair)	12800 Payments to deposit	22.00	930.00

Date	Transaction Type	Num	Adj	Name	Memo/Description	Split	Amount	Balance
12/31/2024	Refund	24-2102	No	RV Camping-CC	RV Camping Daily Fee - 30 AMP (nonfair)	12800 Payments to deposit	-120.00	810.00
Total for 48201 RV Camping Interim Revenue							\$810.00	
48202 Stall & Arena Rental Income								
12/01/2024	Pledge	24-1626	No	Phillip Mincks	6 Quad Horse Stalls	13100 Accounts Receivable (A/R)	420.00	420.00
12/01/2024	Pledge	24-1616	No	Crystal Morgan	Stall Rentals #8, 9, & 10 - December	13100 Accounts Receivable (A/R)	270.00	690.00
12/01/2024	Pledge	24-1658V	No	Tammy Benson	Arena Month Riding Pass	13100 Accounts Receivable (A/R)	120.00	810.00
12/01/2024	Pledge	24-1616	No	Crystal Morgan	Stall - Quad Tack	13100 Accounts Receivable (A/R)	50.00	860.00
12/01/2024	Pledge	24-1618	No	Bambi Anderson	3 Quad Stalls	13100 Accounts Receivable (A/R)	210.00	1,070.00
12/01/2024	Pledge	24-1618	No	Bambi Anderson	Stall - Quad Tack	13100 Accounts Receivable (A/R)	50.00	1,120.00
12/03/2024	Pledge	24-2008	No	Eric Lund	Arena Month Riding Pass	13100 Accounts Receivable (A/R)	60.00	1,180.00
12/03/2024	Pledge	24-2009	No	Sarah Watson	Horse Trailer Space Fee	13100 Accounts Receivable (A/R)	40.00	1,220.00
12/03/2024	Pledge	24-2009	No	Sarah Watson	Stall Rental - Arena Stall #11	13100 Accounts Receivable (A/R)	90.00	1,310.00
12/04/2024	Pledge	24-2017	No	Katie Brownfield	Horse Trailer Space Fee - December	13100 Accounts Receivable (A/R)	40.00	1,350.00
12/04/2024	Pledge	24-2017	No	Katie Brownfield	2 Stall Rentals - Arena - December	13100 Accounts Receivable (A/R)	180.00	1,530.00
12/04/2024	Pledge	24-2018	No	Shannon Cruz	Stall - Quad Tack - December	13100 Accounts Receivable (A/R)	50.00	1,580.00
12/06/2024	Receipt	24-2024	No	Shannon Cruz	Stall Rental - December - Stall #4	12800 Payments to deposit	90.00	1,670.00
12/06/2024	Pledge	24-2026	No	Molly Morrill	Stall Rental	13100 Accounts Receivable (A/R)	180.00	1,850.00
12/06/2024	Pledge	24-2026	No	Molly Morrill	Horse Trailer Space Fee	13100 Accounts Receivable (A/R)	40.00	1,890.00
12/11/2024	Pledge	24-2031	No	ShayInn Lenardo	Stall Rental - December - #23	13100 Accounts Receivable (A/R)	60.90	1,950.90
12/11/2024	Pledge	24-2030	No	Phillip Mincks	Stall - Quad Tack - December	13100 Accounts Receivable (A/R)	33.60	1,984.50
12/11/2024	Pledge	24-2031	No	ShayInn Lenardo	Stall Rental - December - #24	13100 Accounts Receivable (A/R)	60.90	2,045.40

Date	Transaction Type	Num	Adj	Name	Memo/Description	Split	Amount	Balance
12/13/2024	Pledge	24-2032	No	Emily Machado	Arena Day Riding Pass	13100 Accounts Receivable (A/R)	15.00	2,060.40
12/20/2024	Pledge	24-2041	No	Tony Moshado	Arena Month Riding Pass - Dec to Jan 20	13100 Accounts Receivable (A/R)	60.00	2,120.40
12/20/2024	Pledge	24-2041	No	Tony Moshado	Arena Month Riding Pass - December - Jan 20	13100 Accounts Receivable (A/R)	60.00	2,180.40
12/31/2024	Pledge	25-1021	No	Jessica Grant	Arena Month Riding Pass	13100 Accounts Receivable (A/R)	60.00	2,240.40
12/31/2024	Pledge	24-2106	No	Lawrence Dwight	Arena Day Riding Pass	13100 Accounts Receivable (A/R)	45.00	2,285.40
12/31/2024	Pledge	24-2105	No	Lawrence Dwight	Horse Trailer Space Fee - December	13100 Accounts Receivable (A/R)	40.00	2,325.40
Total for 48202 Stall & Arena Rental Income							\$2,325.40	
48203 RV & Boat Storage								
12/01/2024	Pledge	24-1675	No	Norman & Wendy Sotomayor	RV Storage Monthly Rate	13100 Accounts Receivable (A/R)	95.00	95.00
12/01/2024	Pledge	24-1663V	No	Dustin Hurst	RV Storage Monthly Rate	13100 Accounts Receivable (A/R)	95.00	190.00
12/01/2024	Pledge	24-1661	No	Lee Anne Smith	RV Storage Monthly Rate - December 2024	13100 Accounts Receivable (A/R)	135.00	325.00
12/01/2024	Pledge	24-1564	No	George Petrov	RV Storage Monthly Rate - December	13100 Accounts Receivable (A/R)	95.00	420.00
12/01/2024	Pledge	24-1674	No	Bill Becker	RV Storage Monthly Rate	13100 Accounts Receivable (A/R)	95.00	515.00
12/01/2024	Pledge	24-1664V	No	Jeannine Brandenburg	RV Storage Monthly Rate	13100 Accounts Receivable (A/R)	85.00	600.00
12/01/2024	Pledge	24-1673	No	Ralph Dyer	RV Storage Monthly Rate	13100 Accounts Receivable (A/R)	95.00	695.00
12/01/2024	Pledge	24-1665V	No	Pete Dulik	RV Storage Monthly Rate	13100 Accounts Receivable (A/R)	95.00	790.00
12/01/2024	Pledge	24-1679	No	Adam Jager	RV Storage Monthly Rate	13100 Accounts Receivable (A/R)	95.00	885.00
12/01/2024	Pledge	24-1651	No	Marooned Inc DBA Scaregrounds	Poultry Barn Storage Monthly Rate 2024	13100 Accounts Receivable (A/R)	300.00	1,185.00
12/01/2024	Pledge	24-1652V	No	Steve Strombeck	RV Storage Monthly Rate	13100 Accounts Receivable (A/R)	95.00	1,280.00
12/01/2024	Pledge	24-1648V	No	Richard Hutchison	RV Storage Monthly Rate	13100 Accounts Receivable (A/R)	135.00	1,415.00
12/01/2024	Pledge	24-1653V	No	Scott Rains	Storage Monthly Rate	13100 Accounts Receivable (A/R)	95.00	1,510.00

Date	Transaction Type	Num	Adj	Name	Memo/Description	Split	Amount	Balance
12/01/2024	Pledge	24-1666V	No	Norm Dunlap	RV Storage Monthly Rate	13100 Accounts Receivable (A/R)	95.00	1,605.00
12/01/2024	Pledge	24-1354	No	Josh McCall	RV Storage Monthly Rate - December	13100 Accounts Receivable (A/R)	95.00	1,700.00
12/01/2024	Pledge	24-1357	No	Robert Walker	RV Storage Monthly Rate - December	13100 Accounts Receivable (A/R)	95.00	1,795.00
12/01/2024	Pledge	24-1335	No	John Walsh	RV Storage Monthly Rate - December	13100 Accounts Receivable (A/R)	95.00	1,890.00
12/01/2024	Pledge	24-1667V	No	Allen Ehlers	RV Storage Monthly Rate	13100 Accounts Receivable (A/R)	95.00	1,985.00
12/01/2024	Pledge	24-1662V	No	Jean Afanasieff	RV Storage Monthly Rate	13100 Accounts Receivable (A/R)	95.00	2,080.00
12/01/2024	Pledge	24-1647V	No	Zaruk Hayes	RV Storage Monthly Rate	13100 Accounts Receivable (A/R)	95.00	2,175.00
12/01/2024	Pledge	24-1660V	No	Bob Hoopes	RV Storage Monthly Rate	13100 Accounts Receivable (A/R)	95.00	2,270.00
12/01/2024	Pledge	24-1649V	No	Dennis Swensen	RV Storage Monthly Rate	13100 Accounts Receivable (A/R)	135.00	2,405.00
12/01/2024	Pledge	24-1659V	No	Matt Nilsen	RV Storage Monthly Rate	13100 Accounts Receivable (A/R)	95.00	2,500.00
12/01/2024	Pledge	24-1369	No	Steve Strombeck	RV Storage Monthly Rate	13100 Accounts Receivable (A/R)	95.00	2,595.00
12/01/2024	Pledge	24-1657V	No	Dwight Shaneyfelt	RV Storage Monthly Rate	13100 Accounts Receivable (A/R)	0.00	2,595.00
12/01/2024	Pledge	24-1656V	No	Tracy Stewart	RV Storage Monthly Rate	13100 Accounts Receivable (A/R)	95.00	2,690.00
12/01/2024	Pledge	24-1668V	No	Zoe Wise	RV Storage Monthly Rate	13100 Accounts Receivable (A/R)	95.00	2,785.00
12/01/2024	Pledge	24-1435	No	Parry Dyer	RV Storage Monthly Rate - December	13100 Accounts Receivable (A/R)	95.00	2,880.00
12/01/2024	Pledge	24-1614	No	Patrick Queen	RV Storage Monthly Rate - December	13100 Accounts Receivable (A/R)	135.00	3,015.00
12/01/2024	Pledge	24-1490	No	Larry Wood	Daily RV Storage Monthly Rate - December	13100 Accounts Receivable (A/R)	135.00	3,150.00
12/01/2024	Pledge	24-1385	No	Scott Griswold	Monthly Storage	13100 Accounts Receivable (A/R)	95.00	3,245.00
12/01/2024	Pledge	24-1589	No	Jason Butcher	RV Storage Monthly Rate - December	13100 Accounts Receivable (A/R)	95.00	3,340.00
12/01/2024	Pledge	24-1578	No	Sharlene Rayl	RV Storage Monthly Rate - December	13100 Accounts Receivable (A/R)	95.00	3,435.00

Date	Transaction Type	Num	Adj	Name	Memo/Description	Split	Amount	Balance
12/01/2024	Pledge	24-1382	No	Faith Gittins	RV Storage Monthly Rate	13100 Accounts Receivable (A/R)	95.00	3,530.00
12/01/2024	Pledge	24-1432	No	Parry Dyer	RV Storage Monthly Rate - December	13100 Accounts Receivable (A/R)	85.00	3,615.00
12/01/2024	Pledge	24-1379	No	Brian Vosburg	RV Storage Monthly Rate	13100 Accounts Receivable (A/R)	95.00	3,710.00
12/01/2024	Pledge	24-1376	No	Benjamin Hawk	RV Storage Monthly Rate	13100 Accounts Receivable (A/R)	95.00	3,805.00
12/01/2024	Pledge	24-1654V	No	Jessie Suelzle	RV Storage Monthly Rate	13100 Accounts Receivable (A/R)	95.00	3,900.00
12/01/2024	Pledge	24-1340	No	Scott Lester	RV Storage Monthly Rate - December	13100 Accounts Receivable (A/R)	95.00	3,995.00
12/01/2024	Pledge	24-1650V	No	Dean Petersen	RV Storage Monthly Rate	13100 Accounts Receivable (A/R)	95.00	4,090.00
12/04/2024	Pledge	24-1676	No	Terri Fagan	RV Storage Monthly Rate	13100 Accounts Receivable (A/R)	85.00	4,175.00
12/05/2024	Pledge	24-2022	No	Tom Fraser	RV Storage Monthly Rate - December	13100 Accounts Receivable (A/R)	135.00	4,310.00
12/06/2024	Pledge	24-2025	No	John Doerner	RV Camping Monthly Rate - December 2024	13100 Accounts Receivable (A/R)	550.00	4,860.00
12/16/2024	Pledge	24-2033	No	Jennifer Hudson	RV Storage Monthly Rate - December	13100 Accounts Receivable (A/R)	85.00	4,945.00
12/30/2024	Pledge	24-2055	No	John Goodale	RV Storage Monthly Rate - December	13100 Accounts Receivable (A/R)	135.00	5,080.00
12/30/2024	Pledge	24-2057	No	Jason Sells	RV Storage Monthly Rate - December	13100 Accounts Receivable (A/R)	85.00	5,165.00
Total for 48203 RV & Boat Storage							\$5,165.00	
Total for 48000 Interim Revenue							\$10,355.40	
49500 Other Operating Revenue								
49540 Other Operating Revenue								
12/31/2024	Deposit		No		Sales & Use Tax Operational Support - AB 1499 Payout	11300 Cash - Unrestricted:US Bank Operating Acct (#4664)	51,000.00	51,000.00
Total for 49540 Other Operating Revenue							\$51,000.00	
Total for 49500 Other Operating Revenue							\$51,000.00	
50000 Administration Expense								
50100 Admin Salaries - Permanent								

Date	Transaction Type	Num	Adj	Name	Memo/Description	Split	Amount	Balance
12/06/2024	Journal Entry	Gusto	No		Holiday Wages - for Regular Fair Worker Front Office	-Split-	1,578.19	1,578.19
12/06/2024	Journal Entry	Gusto	No		Overtime Wages - for Regular Fair Worker Front Office	-Split-	817.04	2,395.23
12/06/2024	Journal Entry	Gusto	No		Sick Time Off - for Regular Fair Worker Front Office	-Split-	244.48	2,639.71
12/06/2024	Journal Entry	Gusto	No		Regular Wages - for Regular Fair Worker Front Office	-Split-	7,515.64	10,155.35
12/20/2024	Journal Entry	Gusto	No		Regular Wages - for Regular Fair Worker Front Office	-Split-	8,175.75	18,331.10
12/20/2024	Journal Entry	Gusto	No		Overtime Wages - for Regular Fair Worker Front Office	-Split-	564.96	18,896.06
Total for 50100 Admin Salaries - Permanent							\$18,896.06	
50320 Admin Payroll Taxes								
12/06/2024	Journal Entry	Gusto	No		Social Security - employer tax - for Regular Fair Worker Front Office	-Split-	629.63	629.63
12/06/2024	Journal Entry	Gusto	No		Medicare - employer tax - for Regular Fair Worker Front Office	-Split-	147.25	776.88
12/20/2024	Journal Entry	Gusto	No		Social Security - employer tax - for Regular Fair Worker Front Office	-Split-	541.94	1,318.82
12/20/2024	Journal Entry	Gusto	No		Medicare - employer tax - for Regular Fair Worker Front Office	-Split-	126.74	1,445.56
Total for 50320 Admin Payroll Taxes							\$1,445.56	
50400 Admin Contracted Professional Services								
12/02/2024	Expenditure		No	The Lighthouse Group LLC	Electronic Withdrawal The Lighthouse G	11300 Cash - Unrestricted:US Bank Operating Acct (#4664)	4,850.00	4,850.00
Total for 50400 Admin Contracted Professional Services							\$4,850.00	
50600 Employee Travel, Recruitment & Training								
12/13/2024	Expenditure		No	United Airlines	United XXXXXXXX46286 United.com Tx	21610 US Bank CC 2818	989.45	989.45
12/31/2024	Journal Entry	reim adj dec 24	Yes		to reclass reimbursements to the applicable expense accounts for December- mileage	-Split-	375.20	1,364.65
Total for 50600 Employee Travel, Recruitment & Training							\$1,364.65	
50700 Office Supplies								
12/12/2024	Check	99298019	No	Amazon Prime	Check #99298019	11300 Cash - Unrestricted:US Bank Operating Acct (#4664)	379.74	379.74

Date	Transaction Type	Num	Adj	Name	Memo/Description	Split	Amount	Balance
12/20/2024	Expenditure		No	Pitney Bowes	Cartridge and postage fluid order - supplies	11300 Cash - Unrestricted:US Bank Operating Acct (#4664)	175.59	555.33
12/23/2024	Bill	1JD3-4CFF-6H6M	No	Amazon Prime	Label Maker Tape and 2025 Calendar	21200 Accounts Payable (A/P)	60.62	615.95
12/31/2024	Expenditure		No	Costco	Costco Whse #0125 Eureka Ca	21610 US Bank CC 2818	127.68	743.63
12/31/2024	Bill	-Split-	No	Nilsen Feed & Grain Co.	Broom & Dust Pan	21200 Accounts Payable (A/P)	37.95	781.58

Total for 50700 Office Supplies

\$781.58

50701 Computer Software & Supplies

12/02/2024	Bill	745743	No	Ferndale Tech	Fair Teardown / Next Year Prep	21200 Accounts Payable (A/P)	2,267.13	2,267.13
12/16/2024	Expenditure		No	Adobe	Adobe *adobe XXX-XXX-6000 Ca	21610 US Bank CC 2818	44.97	2,312.10
12/16/2024	Expenditure		No	Adobe	Adobe *adobe XXX-XXX-6000 Ca	21610 US Bank CC 2818	19.99	2,332.09
12/24/2024	Bill	745962	No	Ferndale Tech	Monthly Ninja ProTech Subscription, Monthly Ninja ProTech Subscription + Ninja Data Backup Subscription, Monthly Ninja End User Remote Access Subscription, Monthly Ninja Data Backup Charge Per 250GBs if Cloud Storage	21200 Accounts Payable (A/P)	211.00	2,543.09
12/31/2024	Bill	746056	No	Ferndale Tech	Showworks Issues	21200 Accounts Payable (A/P)	90.00	2,633.09
12/31/2024	Bill	746014	No	Ferndale Tech	Monthly Microsoft 365 Business Subscription	21200 Accounts Payable (A/P)	191.00	2,824.09
12/31/2024	Bill	746061	No	Ferndale Tech	Change Over Wi-Fi	21200 Accounts Payable (A/P)	70.00	2,894.09
12/31/2024	Bill	5032674428	No	Wells Fargo Financial Leasing, Inc.	TASKalfa covered period 12/27/2024 - 01/26/25	21200 Accounts Payable (A/P)	107.79	3,001.88

Total for 50701 Computer Software & Supplies

\$3,001.88

50702 Credit Card & Bank Fees

12/02/2024	Expenditure		No	Ferndale Billing	Misc Debit Merch XXXXXX6190 Ferndale Billing	12200 Cash - Restricted:US Bank JLA Custodial Acct (#4648)	47.12	47.12
12/02/2024	Expenditure		No	Ferndale Billing	Misc Debit Merch XXXXXX7480 Ferndale Billing	11300 Cash - Unrestricted:US Bank Operating Acct (#4664)	189.99	237.11
12/03/2024	Expenditure		No	Authnet Gateway	Electronic Withdrawal Authnet Gateway	11300 Cash - Unrestricted:US Bank Operating Acct (#4664)	35.00	272.11
12/03/2024	Expenditure		No	Authnet Gateway	Electronic Withdrawal Authnet Gateway	11300 Cash - Unrestricted:US Bank Operating Acct (#4664)	30.00	302.11
12/03/2024	Expenditure		No	Authnet Gateway	Electronic Withdrawal Authnet Gateway	11300 Cash - Unrestricted:US Bank Operating Acct (#4664)	20.00	322.11

Date	Transaction Type	Num	Adj	Name	Memo/Description	Split	Amount	Balance
12/04/2024	Expenditure		No	Authorize.Net	Authorize.net 877-4473938 Ca	21610 US Bank CC 2818	30.00	352.11
12/13/2024	Expenditure		No	US Bank	Analysis Service Charge	11300 Cash - Unrestricted:US Bank Operating Acct (#4664)	92.95	445.06
12/23/2024	Deposit		No	Square	Electronic Deposit Square Inc	11300 Cash - Unrestricted:US Bank Operating Acct (#4664)	-0.01	445.05
12/23/2024	Expenditure		No	Square	Electronic Withdrawal Square Inc	11300 Cash - Unrestricted:US Bank Operating Acct (#4664)	0.01	445.06
Total for 50702 Credit Card & Bank Fees							\$445.06	
50703 QuickBooks CC Payments Fees								
12/01/2024	Expenditure		No	QuickBooks Payments	System-recorded fee for QuickBooks Payments. Fee-name: DiscountRateFee, fee-type: Daily.	11300 Cash - Unrestricted:US Bank Operating Acct (#4664)	15.69	15.69
12/02/2024	Expenditure		No	QuickBooks Payments	System-recorded fee for QuickBooks Payments. Fee-name: DiscountRateFee, fee-type: Daily.	11300 Cash - Unrestricted:US Bank Operating Acct (#4664)	40.88	56.57
12/03/2024	Expenditure		No	QuickBooks Payments	System-recorded fee for QuickBooks Payments. Fee-name: DiscountRateFee, fee-type: Daily.	11300 Cash - Unrestricted:US Bank Operating Acct (#4664)	16.35	72.92
12/05/2024	Expenditure		No	QuickBooks Payments	System-recorded fee for QuickBooks Payments. Fee-name: DiscountRateFee, fee-type: Daily.	11300 Cash - Unrestricted:US Bank Operating Acct (#4664)	31.17	104.09
12/06/2024	Expenditure		No	QuickBooks Payments	System-recorded fee for QuickBooks Payments. Fee-name: DiscountRateFee, fee-type: Daily.	11300 Cash - Unrestricted:US Bank Operating Acct (#4664)	9.42	113.51
12/09/2024	Expenditure		No	QuickBooks Payments	System-recorded fee for QuickBooks Payments. Fee-name: DiscountRateFee, fee-type: Daily.	11300 Cash - Unrestricted:US Bank Operating Acct (#4664)	14.12	127.63
12/10/2024	Expenditure		No	QuickBooks Payments	Intuit *checks / Forms Cl.intuit.com Ca	21610 US Bank CC 2818	103.06	230.69
12/10/2024	Expenditure		No	QuickBooks Payments	Intuit *checks / Forms Cl.intuit.com Ca	21610 US Bank CC 2818	51.04	281.73
12/10/2024	Expenditure		No	QuickBooks Payments	Intuit *checks / Forms Cl.intuit.com Ca	21610 US Bank CC 2818	535.88	817.61
12/12/2024	Expenditure		No	QuickBooks Payments	System-recorded fee for QuickBooks Payments. Fee-name: DiscountRateFee, fee-type: Daily.	11300 Cash - Unrestricted:US Bank Operating Acct (#4664)	0.84	818.45
12/13/2024	Expenditure		No	QuickBooks Payments	System-recorded fee for QuickBooks Payments. Fee-name: DiscountRateFee, fee-type: Daily.	11300 Cash - Unrestricted:US Bank Operating Acct (#4664)	90.80	909.25
12/16/2024	Expenditure		No	QuickBooks Payments	System-recorded fee for QuickBooks Payments. Fee-name: DiscountRateFee, fee-type: Daily.	11300 Cash - Unrestricted:US Bank Operating Acct (#4664)	2.88	912.13

Date	Transaction Type	Num	Adj	Name	Memo/Description	Split	Amount	Balance
12/17/2024	Expenditure		No	QuickBooks Payments	System-recorded fee for QuickBooks Payments. Fee-name: DiscountRateFee, fee-type: Daily.	11300 Cash - Unrestricted:US Bank Operating Acct (#4664)	8.84	920.97
12/20/2024	Expenditure		No	QuickBooks Payments	System-recorded fee for QuickBooks Payments. Fee-name: DiscountRateFee, fee-type: Daily.	11300 Cash - Unrestricted:US Bank Operating Acct (#4664)	3.00	923.97
12/22/2024	Expenditure		No	QuickBooks Payments	System-recorded fee for QuickBooks Payments. Fee-name: DiscountRateFee, fee-type: Daily.	11300 Cash - Unrestricted:US Bank Operating Acct (#4664)	1.35	925.32
12/23/2024	Expenditure		No	QuickBooks Payments	Intuit *qbooks Online Cl.intuit.com Ca	21600 US Bank CC (#2921)	140.24	1,065.56
12/27/2024	Expenditure		No	QuickBooks Payments	System-recorded fee for QuickBooks Payments. Fee-name: DiscountRateFee, fee-type: Daily.	11300 Cash - Unrestricted:US Bank Operating Acct (#4664)	3.59	1,069.15
12/30/2024	Expenditure		No	QuickBooks Payments	Intuit *qbooks Online Cl.intuit.com Ca	21610 US Bank CC 2818	99.00	1,168.15
12/30/2024	Expenditure		No	QuickBooks Payments	System-recorded fee for QuickBooks Payments. Fee-name: DiscountRateFee, fee-type: Daily.	11300 Cash - Unrestricted:US Bank Operating Acct (#4664)	34.97	1,203.12
12/31/2024	Expenditure		No	QuickBooks Payments	System-recorded fee for QuickBooks Payments. Fee-name: DiscountRateFee, fee-type: Daily.	11300 Cash - Unrestricted:US Bank Operating Acct (#4664)	26.00	1,229.12
Total for 50703 QuickBooks CC Payments Fees							\$1,229.12	

50800 Telephone & Postage

12/02/2024	Expenditure		No	Frontier Communications	Web Authorized Pmt Frontier Communi	11300 Cash - Unrestricted:US Bank Operating Acct (#4664)	1,228.57	1,228.57
12/02/2024	Expenditure		No	Starlink	Starlink Internet 310-6829683 Ca	21610 US Bank CC 2818	165.00	1,393.57
12/02/2024	Bill	TAS4423-120224	No	Answering Innovations	(Telephone & Postage)	21200 Accounts Payable (A/P)	26.40	1,419.97
12/02/2024	Bill		No	Frontier Communications	(Telephone & Postage)	21200 Accounts Payable (A/P)	126.68	1,546.65
12/04/2024	Credit Card Credit		No	101 Netlink	101netlink Whitethorn Ca	21600 US Bank CC (#2921)	-148.04	1,398.61
12/05/2024	Expenditure		No	Starlink	Starlink Internet 310-6829683 Ca	21610 US Bank CC 2818	40.63	1,439.24
12/05/2024	Expenditure		No	Starlink	Starlink Internet 310-6829683 Ca	21610 US Bank CC 2818	109.11	1,548.35
12/21/2024	Bill	ACC: 123-8	No	Frontier Communications	(Telephone & Postage)	21200 Accounts Payable (A/P)	126.68	1,675.03
12/27/2024	Expenditure		No	Frontier Communications	Electronic Withdrawal Frontier Communi	11300 Cash - Unrestricted:US Bank Operating Acct (#4664)	1,856.44	3,531.47
12/27/2024	Expenditure		No	Frontier Communications	Electronic Withdrawal Frontier Communi	11300 Cash - Unrestricted:US Bank Operating Acct (#4664)	226.68	3,758.15
12/30/2024	Bill	TAS4423-123024	No	Answering Innovations	(Telephone & Postage)	21200 Accounts Payable (A/P)	80.35	3,838.50

Date	Transaction Type	Num	Adj	Name	Memo/Description	Split	Amount	Balance
12/31/2024	Expenditure		No	Frontier Communications	Web Authorized Pmt Frontier Communi	11300 Cash - Unrestricted:US Bank Operating Acct (#4664)	1,222.46	5,060.96
Total for 50800 Telephone & Postage							\$5,060.96	
50900 Dues & Subscriptions								
12/07/2024	Bill	2025-F1021 A	No	Western Fairs Association	(Dues & Subscriptions)	21200 Accounts Payable (A/P)	1,000.00	1,000.00
Total for 50900 Dues & Subscriptions							\$1,000.00	
51010 Insurance (Vehicle)								
12/04/2024	Expenditure		No	Progressive Commercial	Commercial Auto Insurance for Dec 2 2025 to Jun 2 2025 - Underwriter is United Financial Cas Co	11300 Cash - Unrestricted:US Bank Operating Acct (#4664)	2,169.76	2,169.76
Total for 51010 Insurance (Vehicle)							\$2,169.76	
Total for 50000 Administration Expense							\$40,244.63	
52000 Maintenance & General Operations								
52100 Maint Salaries - Permanent								
12/06/2024	Journal Entry	Gusto	No		Overtime Wages - for Regular Fair Worker Maintenance	-Split-	269.17	269.17
12/06/2024	Journal Entry	Gusto	No		Regular Wages - for Regular Fair Worker Maintenance	-Split-	1,947.85	2,217.02
12/06/2024	Journal Entry	Gusto	No		Holiday Wages - for Regular Fair Worker Maintenance	-Split-	400.00	2,617.02
12/06/2024	Journal Entry	Gusto	No		Sick Time Off - for Regular Fair Worker Maintenance	-Split-	400.00	3,017.02
12/06/2024	Journal Entry	Gusto	No		Paid Time Off Time Off - for Regular Fair Worker Maintenance	-Split-	600.00	3,617.02
12/06/2024	Journal Entry	Gusto	No		Regular Wages - for Regular Fair Worker Custodial	-Split-	1,153.09	4,770.11
12/06/2024	Journal Entry	Gusto	No		Sick Time Off - for Regular Fair Worker Custodial	-Split-	125.00	4,895.11
12/20/2024	Journal Entry	Gusto	No		Regular Wages - for Regular Fair Worker Maintenance	-Split-	2,830.62	7,725.73
12/20/2024	Journal Entry	Gusto	No		Overtime Wages - for Regular Fair Worker Custodial	-Split-	28.76	7,754.49
12/20/2024	Journal Entry	Gusto	No		Regular Wages - for Regular Fair Worker Custodial	-Split-	992.93	8,747.42
12/20/2024	Journal Entry	Gusto	No		Regular Wages - for Regular Fair Worker Maintenance	-Split-	288.80	9,036.22

Date	Transaction Type	Num	Adj	Name	Memo/Description	Split	Amount	Balance
12/20/2024	Journal Entry	Gusto	No		Overtime Wages - for Regular Fair Worker Maintenance	-Split-	25.61	9,061.83
Total for 52100 Maint Salaries - Permanent							\$9,061.83	
52200 Maint Salaries - Temporary								
12/06/2024	Journal Entry	Gusto	No		Double Overtime Wages - for Temporary Special Event Staff	-Split-	142.34	142.34
12/06/2024	Journal Entry	Gusto	No		Regular Wages - for Temporary Special Event Staff	-Split-	4,123.98	4,266.32
12/06/2024	Journal Entry	Gusto	No		Overtime Wages - for Temporary Special Event Staff	-Split-	1,288.96	5,555.28
12/20/2024	Journal Entry	Gusto	No		Regular Wages - for Temporary Special Event Staff	-Split-	4,072.40	9,627.68
12/20/2024	Journal Entry	Gusto	No		Overtime Wages - for Temporary Special Event Staff	-Split-	219.26	9,846.94
12/20/2024	Journal Entry	Gusto	No		CA Missed Meal Premium - for Temporary Special Event Staff	-Split-	73.00	9,919.94
Total for 52200 Maint Salaries - Temporary							\$9,919.94	
52220 Maintenance Payroll Taxes								
12/06/2024	Journal Entry	Gusto	No		Social Security - employer tax - for Regular Fair Worker Custodial	-Split-	79.24	79.24
12/06/2024	Journal Entry	Gusto	No		Medicare - employer tax - for Regular Fair Worker Custodial	-Split-	18.53	97.77
12/06/2024	Journal Entry	Gusto	No		Social Security - employer tax - for Regular Fair Worker Maintenance	-Split-	224.26	322.03
12/06/2024	Journal Entry	Gusto	No		Medicare - employer tax - for Regular Fair Worker Maintenance	-Split-	52.45	374.48
12/06/2024	Journal Entry	Gusto	No		Social Security - employer tax - for Temporary Special Event Staff	-Split-	344.43	718.91
12/06/2024	Journal Entry	Gusto	No		Medicare - employer tax - for Temporary Special Event Staff	-Split-	80.55	799.46
12/06/2024	Journal Entry	Gusto	No		CA SUI - employer tax - for Temporary Special Event Staff	-Split-	261.09	1,060.55
12/06/2024	Journal Entry	Gusto	No		CA ETT - employer tax - for Temporary Special Event Staff	-Split-	5.55	1,066.10
12/20/2024	Journal Entry	Gusto	No		CA SUI - employer tax - for Temporary Special Event Staff	-Split-	155.26	1,221.36
12/20/2024	Journal Entry	Gusto	No		Social Security - employer tax - for Regular Fair Worker Maintenance	-Split-	17.91	1,239.27

Date	Transaction Type	Num	Adj	Name	Memo/Description	Split	Amount	Balance
12/20/2024	Journal Entry	Gusto	No		Social Security - employer tax - for Regular Fair Worker Custodial	-Split-	63.35	1,302.62
12/20/2024	Journal Entry	Gusto	No		Medicare - employer tax - for Regular Fair Worker Custodial	-Split-	14.82	1,317.44
12/20/2024	Journal Entry	Gusto	No		Medicare - employer tax - for Regular Fair Worker Maintenance	-Split-	4.19	1,321.63
12/20/2024	Journal Entry	Gusto	No		Social Security - employer tax - for Regular Fair Worker Maintenance	-Split-	177.08	1,498.71
12/20/2024	Journal Entry	Gusto	No		Medicare - employer tax - for Regular Fair Worker Maintenance	-Split-	41.41	1,540.12
12/20/2024	Journal Entry	Gusto	No		Social Security - employer tax - for Temporary Special Event Staff	-Split-	270.61	1,810.73
12/20/2024	Journal Entry	Gusto	No		Medicare - employer tax - for Temporary Special Event Staff	-Split-	63.29	1,874.02
12/20/2024	Journal Entry	Gusto	No		CA ETT - employer tax - for Temporary Special Event Staff	-Split-	3.28	1,877.30
Total for 52220 Maintenance Payroll Taxes							\$1,877.30	
52300 Maint Contracted Professional Services								
12/05/2024	Check	1466	No	Timothy G Root		11300 Cash - Unrestricted:US Bank Operating Acct (#4664)	300.00	300.00
12/07/2024	Bill	192094	No	Six Rivers Portable Toilets LLC	(Maint Contracted Professional Services)	21200 Accounts Payable (A/P)	138.78	438.78
Total for 52300 Maint Contracted Professional Services							\$438.78	
52500 Maintenance Equipment Rental								
12/31/2024	Expenditure		No	Rental Guy	Rental Guys - Eureka - Eureka Ca	21610 US Bank CC 2818	1,053.31	1,053.31
Total for 52500 Maintenance Equipment Rental							\$1,053.31	
52800 Light, Heat, Water & Power								
12/02/2024	Bill	6617 2024.12	No	PG&E	(Light, Heat, Water & Power)	21200 Accounts Payable (A/P)	3,306.24	3,306.24
12/02/2024	Bill	9330 2024.12	No	PG&E	(Light, Heat, Water & Power)	21200 Accounts Payable (A/P)	363.16	3,669.40
12/02/2024	Bill	6886 2024.12	No	PG&E	(Light, Heat, Water & Power)	21200 Accounts Payable (A/P)	769.85	4,439.25
12/07/2024	Bill	1687738	No	Blue Star Gas/Sequoia Gas	Acct 06-1050972 INV 1687738-Industrial Fuel	21200 Accounts Payable (A/P)	241.86	4,681.11
12/11/2024	Bill	0836191	No	Blue Star Gas/Sequoia Gas	Acct 06-1050972 INV 1687738-Industrial Fuel	21200 Accounts Payable (A/P)	120.00	4,801.11
12/16/2024	Bill	1692160	No	Blue Star Gas/Sequoia Gas	Acct 06-1050972 INV 1687738-Industrial Fuel	21200 Accounts Payable (A/P)	880.79	5,681.90

Date	Transaction Type	Num	Adj	Name	Memo/Description	Split	Amount	Balance
12/16/2024	Bill	1692161	No	Blue Star Gas/Sequoia Gas	Acct 06-1050972 INV 1687738-Industrial Fuel	21200 Accounts Payable (A/P)	372.71	6,054.61
12/18/2024	Bill	Meter ID 5433766HIGH	No	Del Oro Water Company	(Light, Heat, Water & Power)	21200 Accounts Payable (A/P)	2,867.03	8,921.64
12/18/2024	Bill	Meter ID 13123431	No	Del Oro Water Company	(Light, Heat, Water & Power)	21200 Accounts Payable (A/P)	66.32	8,987.96
12/18/2024	Bill	Meter ID 13123460	No	Del Oro Water Company	(Light, Heat, Water & Power)	21200 Accounts Payable (A/P)	68.95	9,056.91
12/23/2024	Bill	1696873	No	Blue Star Gas/Sequoia Gas	Acct 06-1050972 INV 1687738-Industrial Fuel	21200 Accounts Payable (A/P)	230.91	9,287.82
12/31/2024	Bill	2024 688-6	No	PG&E	(Light, Heat, Water & Power)	21200 Accounts Payable (A/P)	683.67	9,971.49
12/31/2024	Bill	ACC #06-1050972	No	Blue Star Gas/Sequoia Gas	Acct 06-1050972 INV 1687738-Industrial Fuel	21200 Accounts Payable (A/P)	2,616.18	12,587.67
12/31/2024	Bill	2024 024-8	No	PG&E	(Light, Heat, Water & Power)	21200 Accounts Payable (A/P)	35.65	12,623.32
12/31/2024	Bill	2024 933-0	No	PG&E	(Light, Heat, Water & Power)	21200 Accounts Payable (A/P)	333.82	12,957.14
12/31/2024	Bill	2024 661-7	No	PG&E	(Light, Heat, Water & Power)	21200 Accounts Payable (A/P)	2,429.45	15,386.59
Total for 52800 Light, Heat, Water & Power							\$15,386.59	
53000 Buildings & Grounds Maintenance								
12/12/2024	Check	99298019	No	Amazon Prime	Check #99298019	11300 Cash - Unrestricted:US Bank Operating Acct (#4664)	491.64	491.64
12/19/2024	Bill	091772	No	The Farm Shop	5 Gallon Pail Hydraulic Oil	21200 Accounts Payable (A/P)	103.08	594.72
12/31/2024	Bill	DM24120159	No	Eureka Oxygen Co	Acknowledgement of type & number of rental cylinders	21200 Accounts Payable (A/P)	46.06	640.78
Total for 53000 Buildings & Grounds Maintenance							\$640.78	
53100 Trash Removal, Clean-up								
12/25/2024	Bill	108248	No	Recology Eel River Fortuna	30 YD Debris Box Open, Daily Rent, and Excess Weight Charge	21200 Accounts Payable (A/P)	2,007.00	2,007.00
12/25/2024	Bill	108246	No	Recology Eel River Fortuna	Trip Charge Fee	21200 Accounts Payable (A/P)	100.00	2,107.00
12/25/2024	Bill	Billing No. 00262899	No	Recology Eel River Fortuna	Previous Balance	21200 Accounts Payable (A/P)	54.40	2,161.40
12/31/2024	Bill	Billing No. 33308032	No	Recology Eel River Fortuna	Waste Bins	21200 Accounts Payable (A/P)	15,713.76	17,875.16
Total for 53100 Trash Removal, Clean-up							\$17,875.16	
53200 Maintenance Supplies								
12/10/2024	Bill	M271599	No	Mendes Supply Company	Handtowels	21200 Accounts Payable (A/P)	859.03	859.03
12/31/2024	Bill	-Split-	No	Nilsen Feed & Grain Co.	Maintenance Supplies - Many POs	21200 Accounts Payable (A/P)	598.49	1,457.52
Total for 53200 Maintenance Supplies							\$1,457.52	

Date	Transaction Type	Num	Adj	Name	Memo/Description	Split	Amount	Balance
Total for 52000 Maintenance & General Operations							\$57,711.21	
54000 Publicity Expenses								
54400 Advertising Expense								
12/02/2024	Expenditure		No	Facebook	Facebk *ue82kelhc2 650-5434800 Ca	21610 US Bank CC 2818	2.80	2.80
12/02/2024	Expenditure		No	Facebook	Facebk *yshhueqhc2 650-5434800 Ca	21610 US Bank CC 2818	21.84	24.64
12/13/2024	Bill	2024-130193	No	North Coast Journal	Radio Advertising Buy - Kiem, Suddenlink, CBS television marketing for August 2024	21200 Accounts Payable (A/P)	3,000.00	3,024.64
12/19/2024	Expenditure		No	Facebook	Facebk *qvdcfflhcX XXX-XXX4800 Ca	21610 US Bank CC 2818	27.00	3,051.64
12/21/2024	Expenditure		No	Facebook	Facebk *tXXukflhcX XXX-XXX4800 Ca	21610 US Bank CC 2818	27.00	3,078.64
12/24/2024	Expenditure		No	Facebook	Facebk *vhqbXgXjcX XXX- XXX4800 Ca	21610 US Bank CC 2818	27.00	3,105.64
Total for 54400 Advertising Expense							\$3,105.64	
Total for 54000 Publicity Expenses							\$3,105.64	
58000 Premium Expense								
58100 Cash Premium Awards								
12/17/2024	Check	13400	No	Alice Roberts		11400 Cash - Unrestricted:US Bank Premium Acct (#4854)	29.00	29.00
Total for 58100 Cash Premium Awards							\$29.00	
Total for 58000 Premium Expense							\$29.00	
65000 Horse Racing Expense								
65210 Horse Racing Employee Benefits (ER share)								
12/04/2024	Bill	2025.01 495	No	CRT 495 Fund	Billing for the January 2025 Premiums for Local 495 Teamsters	21200 Accounts Payable (A/P)	46.99	46.99
12/05/2024	Bill	2025.01 1877	No	CRT SEIU FUND	Billing for the January 2025 Premiums for Local 1877	21200 Accounts Payable (A/P)	29.34	76.33
Total for 65210 Horse Racing Employee Benefits (ER share)							\$76.33	
Total for 65000 Horse Racing Expense							\$76.33	
66009 Misc. Non Fair Events								

Date	Transaction Type	Num	Adj	Name	Memo/Description	Split	Amount	Balance
12/01/2024	Bill	SLS.2024 SANTA	No	T.G. Razooly	Santa Services at the Sparkling Lights Spectacular 2024	21200 Accounts Payable (A/P)	240.00	240.00
12/02/2024	Expenditure		No	North Coast Events and Rentals	Sq *north Coast Events Fortuna Ca	21610 US Bank CC 2818	457.26	697.26
12/02/2024	Expenditure		No	Michaels	Michaels Stores 2044 Eureka Ca	21610 US Bank CC 2818	126.50	823.76
12/02/2024	Expenditure		No	Chefstore	Chefstore 7546 Eureka Ca - purchase of multiple coffee thermos/makers for events rentals	21610 US Bank CC 2818	727.85	1,551.61
12/02/2024	Expenditure		No	Valley Grocery	Valley Grocery Ferndale Ca	21610 US Bank CC 2818	34.55	1,586.16
12/03/2024	Check	12895	No	Dan Hrynkiewicz	HOT Event - Santa	11300 Cash - Unrestricted:US Bank Operating Acct (#4664)	480.00	2,066.16
12/03/2024	Check	12896	No	Brice Ogan	HOT Music Entertainment	11300 Cash - Unrestricted:US Bank Operating Acct (#4664)	450.00	2,516.16
12/04/2024	Check	12897	No	Ace Hardware	Trees sold during the HOT from ACE Hardware inventory - sale reimbursement no profit made	11300 Cash - Unrestricted:US Bank Operating Acct (#4664)	331.05	2,847.21
12/07/2024	Bill	1208	No	The Buttercream Broomstick v.	Treats picked up during Humboldt Artisan Faire 10 @ 3.50 each	21200 Accounts Payable (A/P)	35.00	2,882.21
12/07/2024	Bill	1208	No	The Buttercream Broomstick v.	Treats delivered for SLS 30 @ 2.50 each	21200 Accounts Payable (A/P)	75.00	2,957.21
12/07/2024	Bill	1208	No	The Buttercream Broomstick v.	Treats picked up during HOT 10 @ 3.50 each	21200 Accounts Payable (A/P)	35.00	2,992.21
12/11/2024	Bill	I10461	No	Rendezvous Music & Vending	cups, napkins, apple cider, coffee, cocoa, & cookies restock for SLS merch	21200 Accounts Payable (A/P)	241.22	3,233.43
12/12/2024	Check	99298019	No	Amazon Prime	Check #99298019	11300 Cash - Unrestricted:US Bank Operating Acct (#4664)	404.19	3,637.62
12/12/2024	Check	99298019	No	Amazon Prime	Check #99298019	11300 Cash - Unrestricted:US Bank Operating Acct (#4664)	1,008.07	4,645.69
12/12/2024	Check	99298019	No	Amazon Prime	Check #99298019	11300 Cash - Unrestricted:US Bank Operating Acct (#4664)	347.40	4,993.09
12/12/2024	Check	99298019	No	Amazon Prime	Check #99298019	11300 Cash - Unrestricted:US Bank Operating Acct (#4664)	349.10	5,342.19
12/12/2024	Check	99298019	No	Amazon Prime	Check #99298019	11300 Cash - Unrestricted:US Bank Operating Acct (#4664)	421.97	5,764.16
12/17/2024	Bill	I10450	No	Rendezvous Music & Vending	Hot Cocoa and Cookies restock for SLS as merch	21200 Accounts Payable (A/P)	19.28	5,783.44
12/20/2024	Bill	D10513	No	Rendezvous Music & Vending	Cups and lids - SLS Event	21200 Accounts Payable (A/P)	45.01	5,828.45
12/31/2024	Bill	24120334	No	Eureka Broadcasting Co., Inc.	Invoice: 3 - KWSW 980 AM 8721-001 Spirit of Christ [1-Spirit of Christmas / 196-:30 Spots]	21200 Accounts Payable (A/P)	320.00	6,148.45

Date	Transaction Type	Num	Adj	Name	Memo/Description	Split	Amount	Balance
12/31/2024	Journal Entry	reim adj dec 24	Yes		to reclass reimbursements to the applicable expense accounts for December-	-Split-	150.00	6,298.45
12/31/2024	Journal Entry	reim adj dec 24	Yes		to reclass reimbursements to the applicable expense accounts for December-	-Split-	424.18	6,722.63
12/31/2024	Bill	-Split-	No	Nilsen Feed & Grain Co.	HOT & SLS purchases - many POs	21200 Accounts Payable (A/P)	165.20	6,887.83
12/31/2024	Journal Entry	reim adj dec 24	Yes		to reclass reimbursements to the applicable expense accounts for December-	-Split-	1,424.83	8,312.66
Total for 66009 Misc. Non Fair Events							\$8,312.66	
Payroll Expenses								
Employee Reimbursements								
12/06/2024	Journal Entry	Gusto	No		Reimbursements - for Regular Fair Worker Front Office	-Split-	1,800.03	1,800.03
12/20/2024	Journal Entry	Gusto	No		Reimbursements - for Temporary Special Event Staff	-Split-	574.18	2,374.21
12/31/2024	Journal Entry	reim adj dec 24	Yes		to reclass reimbursements to the applicable expense accounts for December-	-Split-	-2,374.21	0.00
Total for Employee Reimbursements							\$0.00	
Total for Payroll Expenses							\$0.00	
49600 Auction Revenues								
49605 JLA Revenues								
12/09/2024	Deposit		No		Scilacci Dairy Add On	12300 Cash - Restricted:US Bank JLA Operating (#5548)	350.00	350.00
12/23/2024	Deposit		No		Infinity Dairy Add On	12300 Cash - Restricted:US Bank JLA Operating (#5548)	200.00	550.00
Total for 49605 JLA Revenues							\$550.00	
Total for 49600 Auction Revenues							\$550.00	
95000 Junior Livestock Auction Expenses								
95200 JLA - Supplies								
12/27/2024	Expenditure		No	Linda Russ	Linda Russ reimbursement request as submitted by Matt Hague and Mandy Marquez	12300 Cash - Restricted:US Bank JLA Operating (#5548)	492.80	492.80

Date	Transaction Type	Num	Adj	Name	Memo/Description	Split	Amount	Balance
Total for 95200 JLA - Supplies							\$492.80	
95500 JLA Seller Expenditures								
95500.4 JLA Seller Payments								
12/17/2024	Check	5407	No	Elizabeth Trumbo	Elizabeth Trumbo	12200 Cash - Restricted:US Bank JLA Custodial Acct (#4648)	1,316.00	1,316.00
Total for 95500.4 JLA Seller Payments							\$1,316.00	
Total for 95500 JLA Seller Expenditures							\$1,316.00	
Total for 95000 Junior Livestock Auction Expenses							\$1,808.80	
Not Specified								
12/02/2024	Receipt	24-2000	No	Anne Beatie		12800 Payments to deposit	0.00	0.00
12/02/2024	Receipt	24-2000	No	Anne Beatie	RV Camping Daily Fee 30 AMP with T.O.T (nonfair)	12800 Payments to deposit		0.00
12/03/2024	Receipt	24-2010	No	RV Camping-Cash		12800 Payments to deposit	0.00	0.00
12/03/2024	Receipt	24-2010	No	RV Camping-Cash	RV Camping Daily Fee 30 AMP with T.O.T (nonfair)	12800 Payments to deposit		0.00
12/04/2024	Receipt	24-2012	No	Dry Camping	RV Camping Daily Fee - Dry Camp with T.O.T.	12800 Payments to deposit		0.00
12/04/2024	Receipt	24-2013	No	RV Camping-Cash		12800 Payments to deposit	0.00	0.00
12/04/2024	Receipt	24-2014	No	RV Camping-Cash	RV Camping Daily Fee 30 AMP with T.O.T (nonfair)	12800 Payments to deposit		0.00
12/04/2024	Receipt	24-2014	No	RV Camping-Cash		12800 Payments to deposit	0.00	0.00
12/04/2024	Receipt	24-2011	No	RV Camping-Cash	RV Camping Daily Fee 30 AMP with T.O.T (nonfair)	12800 Payments to deposit		0.00
12/04/2024	Receipt	24-2015	No	Dry Camping	RV Camping Daily Fee - Dry Camp with T.O.T.	12800 Payments to deposit		0.00
12/04/2024	Receipt	24-2015	No	Dry Camping		12800 Payments to deposit	0.00	0.00
12/04/2024	Receipt	24-2016	No	Dry Camping	RV Camping Daily Fee - Dry Camp with T.O.T.	12800 Payments to deposit		0.00
12/04/2024	Receipt	24-2016	No	Dry Camping		12800 Payments to deposit	0.00	0.00
12/04/2024	Receipt	24-2012	No	Dry Camping		12800 Payments to deposit	0.00	0.00
12/04/2024	Receipt	24-2011	No	RV Camping-Cash		12800 Payments to deposit	0.00	0.00
12/04/2024	Receipt	24-2013	No	RV Camping-Cash	RV Camping Daily Fee 30 AMP with T.O.T (nonfair)	12800 Payments to deposit		0.00

Date	Transaction Type	Num	Adj	Name	Memo/Description	Split	Amount	Balance
12/05/2024	Receipt	24-2021	No	RV Camping-CC	RV Camping Daily Fee - Dry Camp with T.O.T.	12800 Payments to deposit		0.00
12/05/2024	Receipt	24-2021	No	RV Camping-CC		12800 Payments to deposit	0.00	0.00
12/05/2024	Bill Payment (Check)	12800	No	Ferndale Tech	Voided	21200 Accounts Payable (A/P)	0.00	0.00
12/06/2024	Receipt	24-2023	No	Dry Camping	RV Camping Daily Fee - Dry Camp with T.O.T.	12800 Payments to deposit		0.00
12/06/2024	Receipt	24-2023	No	Dry Camping		12800 Payments to deposit	0.00	0.00
12/09/2024	Pledge	24-2027	No	Amber Nickols		13100 Accounts Receivable (A/R)	0.00	0.00
12/09/2024	Refund	24-2028	No	Leroy Johnson		12800 Payments to deposit	0.00	0.00
12/09/2024	Refund	24-2028	No	Leroy Johnson	RV Camping Daily Fee 30 AMP with T.O.T (nonfair)	12800 Payments to deposit		0.00
12/09/2024	Pledge	24-2027	No	Amber Nickols	RV Camping Daily Fee 30 AMP with T.O.T (nonfair)	13100 Accounts Receivable (A/R)		0.00
12/10/2024	Bill Payment (Check)	12824	No	The Buttercream Broomstick v.	Voided	21200 Accounts Payable (A/P)	0.00	0.00
12/11/2024	Bill Payment (Check)	10563	No	Wells Fargo Financial Leasing, Inc.	0012629248	21200 Accounts Payable (A/P)	0.00	0.00
12/19/2024	Receipt	24-2039	No	Dry Camping	RV Camping Daily Fee - Dry Camp with T.O.T.	12800 Payments to deposit		0.00
12/19/2024	Receipt	24-2039	No	Dry Camping		12800 Payments to deposit	0.00	0.00
12/27/2024	Receipt	24-2047	No	Dry Camping	RV Camping Daily Fee - Dry Camp with T.O.T.	12800 Payments to deposit		0.00
12/27/2024	Receipt	24-2046	No	Dry Camping	RV Camping Daily Fee - Dry Camp with T.O.T.	12800 Payments to deposit		0.00
12/27/2024	Receipt	24-2046	No	Dry Camping		12800 Payments to deposit	0.00	0.00
12/27/2024	Receipt	24-2047	No	Dry Camping		12800 Payments to deposit	0.00	0.00
12/30/2024	Receipt	24-2052	No	Dry Camping		12800 Payments to deposit	0.00	0.00
12/30/2024	Receipt	24-2052	No	Dry Camping	RV Camping Daily Fee - Dry Camp with T.O.T.	12800 Payments to deposit		0.00
12/30/2024	Receipt	24-2056	No	RV Camping-CC		12800 Payments to deposit	0.00	0.00
12/30/2024	Receipt	24-2056	No	RV Camping-CC	RV Camping Daily Fee 30 AMP with T.O.T (nonfair)	12800 Payments to deposit		0.00
12/30/2024	Receipt	24-2049	No	Dry Camping		12800 Payments to deposit	0.00	0.00
12/30/2024	Receipt	24-2049	No	Dry Camping	RV Camping Daily Fee - Dry Camp with T.O.T.	12800 Payments to deposit		0.00
12/30/2024	Receipt	24-2048	No	Dry Camping		12800 Payments to deposit	0.00	0.00

Date	Transaction Type	Num	Adj	Name	Memo/Description	Split	Amount	Balance
12/30/2024	Receipt	24-2048	No	Dry Camping	RV Camping Daily Fee - Dry Camp with T.O.T.	12800 Payments to deposit		0.00
12/30/2024	Receipt	24-2053	No	Dry Camping	RV Camping Daily Fee - Dry Camp with T.O.T.	12800 Payments to deposit		0.00
12/30/2024	Receipt	24-2053	No	Dry Camping		12800 Payments to deposit	0.00	0.00
12/31/2024	Receipt	24-2101	No	Dry Camping		12800 Payments to deposit	0.00	0.00
12/31/2024	Receipt	24-2103	No	RV Camping-CC	RV Camping Daily Fee 30 AMP with T.O.T (nonfair)	12800 Payments to deposit		0.00
12/31/2024	Refund	24-2102	No	RV Camping-CC	RV Camping Daily Fee 30 AMP with T.O.T (nonfair)	12800 Payments to deposit		0.00
12/31/2024	Refund	24-2102	No	RV Camping-CC		12800 Payments to deposit	0.00	0.00
12/31/2024	Receipt	24-2101	No	Dry Camping	RV Camping Daily Fee - Dry Camp with T.O.T.	12800 Payments to deposit		0.00
12/31/2024	Pledge	24-2104	No	Jochen Siegel	RV Camping Daily Fee 30 AMP with T.O.T (nonfair)	13100 Accounts Receivable (A/R)		0.00
12/31/2024	Pledge	24-2104	No	Jochen Siegel		13100 Accounts Receivable (A/R)	0.00	0.00
12/31/2024	Receipt	24-2103	No	RV Camping-CC		12800 Payments to deposit	0.00	0.00
Total for Not Specified							\$0.00	

The information contained in this report is provided for informational purposes only and is not intended to substitute for obtaining accounting, tax, or financial advice from a professional accountant. Any tax advice contained in this report is not intended to be used for the purpose of avoiding penalties under tax law. While we use reasonable efforts to furnish accurate and up-to-date information, we do not warrant that any information contained in or made available through this report is accurate, complete, reliable, current or error-free. We assume no liability or responsibility for any errors or omissions in the content of this report or delivered information.

Humboldt County Fair Association (new)

11300 US Bank Operating Acct (#4664), Period Ending 12/31/2024

RECONCILIATION REPORT

Reconciled on: 01/14/2025

Reconciled by: Kaillou Meeks

Any changes made to transactions after this date aren't included in this report.

Summary

USD

Statement beginning balance	556,948.69
Checks and payments cleared (104)	-118,217.33
Deposits and other credits cleared (46)	130,728.28
Statement ending balance	<u>569,459.64</u>
Uncleared transactions as of 12/31/2024	-70,564.74
Register balance as of 12/31/2024	498,894.90
Cleared transactions after 12/31/2024	0.00
Uncleared transactions after 12/31/2024	-37,072.06
Register balance as of 01/14/2025	461,822.84

Details

Checks and payments cleared (104)

DATE	TYPE	REF NO.	PAYEE	AMOUNT (USD)
08/21/2024	Check	1087	Stephany Brundage	-368.84
09/11/2024	Check	1407	Pax Johnson	-350.00
09/30/2024	Check	1433	Jana Pimentel	-550.15
10/31/2024	Check	1459	GladStone Inc.	-3,734.70
11/06/2024	Bill Payment	10582	Tesconi Event and Manageme...	-314.64
11/21/2024	Bill Payment	10591	Humboldt County Tax Collector	-12.50
11/21/2024	Check	1465	Sarah Schroer	-200.00
11/21/2024	Bill Payment	10603	United Rentals	-764.99
11/21/2024	Bill Payment	10602	Fortuna Chamber Of Commerce	-110.00
11/21/2024	Bill Payment	10598	Humboldt County Tax Collector	-8,121.47
11/21/2024	Bill Payment	10596	Sunbelt Rentals	-131.17
11/21/2024	Bill Payment	10595	The Farm Shop	-403.82
11/21/2024	Bill Payment	10594	Humboldt County Tax Collector	-12.50
11/21/2024	Bill Payment	10593	Humboldt County Tax Collector	-465.51
11/21/2024	Bill Payment	10592	Humboldt County Tax Collector	-12.50
11/21/2024	Bill Payment	10590	Humboldt County Tax Collector	-12.50
11/29/2024	Expense		QuickBooks Payments	-2.99
12/01/2024	Expense		QuickBooks Payments	-15.69
12/02/2024	Credit Card Payment			-2,580.96
12/02/2024	Expense		The Lighthouse Group LLC	-4,850.00
12/02/2024	Expense		Ferndale Billing	-189.99
12/02/2024	Expense		QuickBooks Payments	-40.88
12/02/2024	Expense		Frontier Communications	-1,228.57
12/03/2024	Expense		Authnet Gateway	-30.00
12/03/2024	Check	12895	Dan Hryniewicz	-480.00
12/03/2024	Check	12896	Brice Ogan	-450.00
12/03/2024	Expense		Authnet Gateway	-20.00
12/03/2024	Expense		Authnet Gateway	-35.00
12/03/2024	Expense		QuickBooks Payments	-16.35
12/04/2024	Check	12897	Ace Hardware	-331.05
12/04/2024	Expense		Progressive Commercial	-2,169.76
12/05/2024	Bill Payment	12809	Eureka Oxygen Co	-44.80
12/05/2024	Credit Card Payment			-112.45
12/05/2024	Credit Card Payment			-1,565.80
12/05/2024	Expense		QuickBooks Payments	-31.17
12/05/2024	Bill Payment	12812	Nilsen Feed & Grain Co.	-3,023.40
12/05/2024	Bill Payment	12811	Ferndale Tech	-312.00
12/05/2024	Check	1466	Timothy G Root	-300.00
12/05/2024	Bill Payment	12802	Blue Star Gas/Sequoia Gas	-1,317.98
12/05/2024	Bill Payment	12803	North Coast Journal	-1,675.00

DATE	TYPE	REF NO.	PAYEE	AMOUNT (USD)
12/05/2024	Bill Payment	12804	Humboldt Termite & Pest	-72.00
12/05/2024	Bill Payment	12805	Planning and Building Depart-...	-44.63
12/05/2024	Bill Payment	12806	Hummel Tire & Wheel, Inc	-589.15
12/05/2024	Bill Payment	12807	Pacific Paper Co.	-102.32
12/05/2024	Bill Payment	12808	Sunbelt Rentals	-3,285.88
12/05/2024	Bill Payment	12810	The Farm Shop	-830.42
12/06/2024	Expense		QuickBooks Payments	-9.42
12/06/2024	Journal	Gusto		-14,438.27
12/06/2024	Journal	Gusto		-120.46
12/06/2024	Bill Payment	12813	City of Ferndale	-2,813.60
12/06/2024	Bill Payment	12814	Loomis Basin Equine Medical ...	-185.40
12/06/2024	Bill Payment	12815	Patches' Pastries	-209.54
12/06/2024	Bill Payment	12816	Eureka Broadcasting Co., Inc.	-139.00
12/06/2024	Bill Payment	12818	City of Ferndale	-368.12
12/06/2024	Bill Payment	12819	City of Ferndale	-3,295.67
12/06/2024	Bill Payment	12820	City of Ferndale	-447.22
12/06/2024	Journal	Gusto		-470.84
12/06/2024	Bill Payment	12821	City of Ferndale	-193.92
12/06/2024	Journal	Gusto		-1,800.03
12/06/2024	Journal	Gusto		-1,886.92
12/06/2024	Journal	Gusto		-5,333.01
12/06/2024	Journal	Gusto		-199.22
12/09/2024	Expense		QuickBooks Payments	-14.12
12/10/2024	Bill Payment	12823	Ferndale Tech	-1,126.65
12/10/2024	Bill Payment	12826	City of Ferndale	-13.01
12/10/2024	Bill Payment	12827	Rendezvous Music & Vending	-222.16
12/10/2024	Bill Payment	12825	Times Standard	-599.00
12/12/2024	Check	99298019	Amazon Prime	-3,402.11
12/12/2024	Expense		QuickBooks Payments	-0.84
12/13/2024	Expense		US Bank	-92.95
12/13/2024	Bill Payment	12829	The Buttercream Broomstick v.	-145.00
12/13/2024	Expense		QuickBooks Payments	-90.80
12/16/2024	Expense		QuickBooks Payments	-2.88
12/17/2024	Expense		QuickBooks Payments	-8.84
12/19/2024	Bill Payment	ACH 6617 2024.12	PG&E	-6,762.88
12/20/2024	Bill Payment	12836	Western Fairs Association	-1,000.00
12/20/2024	Journal	Gusto		-12,068.42
12/20/2024	Journal	Gusto		-4,157.71
12/20/2024	Journal	Gusto		-1,900.97
12/20/2024	Journal	Gusto		-421.57
12/20/2024	Journal	Gusto		-389.93
12/20/2024	Journal	Gusto		-76.65
12/20/2024	Bill Payment	12830	Sunbelt Rentals	-429.69
12/20/2024	Bill Payment	12832	Six Rivers Portable Toilets LLC	-405.66
12/20/2024	Bill Payment	12833	Ferndale Tech	-105.00
12/20/2024	Bill Payment	12835	Blue Star Gas/Sequoia Gas	-241.86
12/20/2024	Bill Payment	12837	Mendes Supply Company	-859.03
12/20/2024	Bill Payment	12838	Rendezvous Music & Vending	-305.51
12/20/2024	Bill Payment	12839	North Coast Journal	-3,000.00
12/20/2024	Expense		QuickBooks Payments	-3.00
12/20/2024	Journal	Gusto		-47.38
12/20/2024	Journal	Gusto		-263.52
12/20/2024	Bill Payment		PG&E	-769.85
12/20/2024	Bill Payment		PG&E	-363.16
12/20/2024	Expense		Pitney Bowes	-175.59
12/22/2024	Expense		QuickBooks Payments	-1.35
12/23/2024	Expense		Square	-0.01
12/27/2024	Expense		QuickBooks Payments	-3.59
12/27/2024	Bill Payment	ACH 2024.12.27	Wells Fargo Financial Leasing...	-107.79
12/27/2024	Expense		Frontier Communications	-1,856.44
12/27/2024	Expense		Frontier Communications	-226.68
12/30/2024	Expense		QuickBooks Payments	-34.97
12/31/2024	Expense		Frontier Communications	-1,222.46
12/31/2024	Credit Card Payment			-2,074.13

Total -118,217.33

Deposits and other credits cleared (46)

DATE	TYPE	REF NO.	PAYEE	AMOUNT (USD)
06/10/2024	Receive Payment		Allen Aldrich	0.00
09/24/2024	Check	1428	Ani Knight	0.00
11/29/2024	Deposit		Mandala's By Kai	100.00
11/29/2024	Deposit		HCFA Winter Events	2,273.00
11/30/2024	Deposit		HCFA Winter Events	1,529.00
12/01/2024	Deposit		HCFA Winter Events	1,321.75
12/01/2024	Deposit		HCFA Winter Events	1,180.00
12/01/2024	Deposit			525.00
12/02/2024	Deposit			1,239.80
12/03/2024	Deposit			590.00
12/04/2024	Deposit		HCFA Winter Events	388.00
12/05/2024	Deposit			1,034.28
12/06/2024	Deposit		HCFA Winter Events	1,036.00
12/06/2024	Deposit			315.00
12/07/2024	Deposit		HCFA Winter Events	1,089.00
12/08/2024	Deposit		HCFA Winter Events	796.00
12/09/2024	Deposit			224.00
12/09/2024	Deposit			3,448.24
12/09/2024	Deposit			990.00
12/11/2024	Deposit		HCFA Winter Events	269.00
12/12/2024	Deposit		HCFA Winter Events	195.00
12/12/2024	Deposit		Phillip Mincks	33.60
12/13/2024	Deposit		HCFA Winter Events	264.00
12/13/2024	Deposit			3,161.60
12/14/2024	Deposit		HCFA Winter Events	686.00
12/15/2024	Deposit		HCFA Winter Events	935.00
12/16/2024	Deposit		Kim Korobi	115.00
12/17/2024	Deposit			265.00
12/18/2024	Deposit		HCFA Winter Events	492.00
12/19/2024	Deposit		HCFA Winter Events	450.00
12/20/2024	Deposit		HCFA Winter Events	864.00
12/20/2024	Deposit		Tony Moshado	120.00
12/21/2024	Deposit		HCFA Winter Events	1,714.00
12/22/2024	Deposit		HCFA Winter Events	978.00
12/22/2024	Deposit		Bryce T Bell	45.00
12/23/2024	Deposit		Square	0.01
12/24/2024	Deposit		HCFA Winter Events	1,414.00
12/25/2024	Deposit			70.00
12/25/2024	Deposit		HCFA Winter Events	444.30
12/27/2024	Deposit		Tammy Benson	120.00
12/30/2024	Deposit			976.84
12/30/2024	Deposit		Square	5,074.69
12/30/2024	Deposit			1,168.80
12/30/2024	Deposit			241.92
12/31/2024	Deposit			90,500.00
12/31/2024	Deposit		Square	2,051.45

Total 130,728.28

Additional Information

Uncleared checks and payments as of 12/31/2024

DATE	TYPE	REF NO.	PAYEE	AMOUNT (USD)
01/19/2024	Journal	Gusto		-241.81
02/07/2024	Refund	960	Shasta Kirby	-200.00
03/20/2024	Refund	980	Humboldt/ Del Norte Cattlemen	-200.00
08/15/2024	Bill Payment		Mendes Supply Company	-4.08
08/15/2024	Bill Payment		Pitney Bowes	-47.06
08/21/2024	Check	1069	Wes Davis	-135.00

DATE	TYPE	REF NO.	PAYEE	AMOUNT (USD)
08/21/2024	Check	1093	Paula Flannery	-50.00
08/21/2024	Check	1092	Michelle Voyles	-100.00
08/21/2024	Check	1083	Ben Rupchis	-580.06
08/21/2024	Check	1075	Under the Influence	-1,000.00
08/21/2024	Check	1072	Monument Mt Rd	-1,000.00
08/21/2024	Check	1067	Mark De Lao	-135.00
09/06/2024	Journal	Gusto		-119.50
09/08/2024	Refund	24-1225	Richard Kelley	-52.00
09/20/2024	Journal	Gusto		-223.38
09/20/2024	Journal	Gusto		-3.84
09/20/2024	Journal	Gusto		-182.50
09/20/2024	Journal	Gusto		-0.06
09/20/2024	Journal	Gusto		-86.87
09/26/2024	Journal	Gusto		-984.40
10/01/2024	Bill Payment	10501	NCOTWINC	-63,186.12
10/04/2024	Journal	Gusto		-34.08
12/05/2024	Bill Payment	12801	NCOTWINC	-122.94
12/06/2024	Bill Payment	12817	Blue Star Gas/Sequoia Gas	-2,249.80
12/20/2024	Bill Payment	12834	Frontier Communications	-126.68
12/20/2024	Bill Payment	12831	Answering Innovations	-53.56
12/31/2024	Expense		QuickBooks Payments	-26.00

Total -71,144.74

Uncleared deposits and other credits as of 12/31/2024

DATE	TYPE	REF NO.	PAYEE	AMOUNT (USD)
06/29/2024	Deposit		RV Camping-Cash	10.00
12/31/2024	Deposit			570.00

Total 580.00

Uncleared checks and payments after 12/31/2024

DATE	TYPE	REF NO.	PAYEE	AMOUNT (USD)
01/01/2025	Expense		QuickBooks Payments	-21.37
01/02/2025	Expense		Authnet Gateway	-20.00
01/02/2025	Expense		Authnet Gateway	-30.00
01/02/2025	Expense		Authnet Gateway	-35.00
01/02/2025	Expense		QuickBooks Payments	-45.23
01/03/2025	Expense		QuickBooks Payments	-5.93
01/03/2025	Journal	Gusto		-11,919.74
01/03/2025	Journal	Gusto		-4,566.54
01/03/2025	Journal	Gusto		-482.37
01/03/2025	Journal	Gusto		-480.38
01/03/2025	Journal	Gusto		-256.74
01/03/2025	Journal	Gusto		-240.63
01/05/2025	Expense		QuickBooks Payments	-29.45
01/05/2025	Expense		QuickBooks Payments	-5.38
01/06/2025	Expense		QuickBooks Payments	-10.56
01/07/2025	Bill Payment	12841	T.G. Razooly	-240.00
01/07/2025	Expense		QuickBooks Payments	-22.18
01/08/2025	Expense		QuickBooks Payments	-4.46
01/09/2025	Bill Payment	12852	Nilsen Feed & Grain Co.	-801.64
01/09/2025	Bill Payment	12848	Eureka Oxygen Co	-46.06
01/09/2025	Bill Payment	12847	Eureka Broadcasting Co., Inc.	-320.00
01/09/2025	Bill Payment	12846	CRT SEIU FUND	-29.34
01/09/2025	Bill Payment	12845	CRT 495 Fund	-46.99
01/09/2025	Bill Payment	12844	California Fair Services Autho...	-16,449.66
01/09/2025	Expense		QuickBooks Payments	-27.53
01/09/2025	Bill Payment	12850	Frontier Communications	-126.68
01/09/2025	Bill Payment	12851	Humboldt Termite & Pest	-72.00
01/09/2025	Bill Payment	12854	The Farm Shop	-103.08

DATE	TYPE	REF NO.	PAYEE	AMOUNT (USD)
01/09/2025	Bill Payment	12853	Recology Eel River Fortuna	-2,161.40
01/09/2025	Bill Payment	12849	Ferndale Tech	-2,829.13
01/09/2025	Bill Payment	12842	Answering Innovations	-80.35
01/09/2025	Bill Payment	12843	Blue Star Gas/Sequoia Gas	-1,604.41
01/10/2025	Expense		QuickBooks Payments	-1.50
01/13/2025	Bill Payment	ACH 12.24 024-8	PG&E	-35.65
01/13/2025	Expense		QuickBooks Payments	-14.14
01/13/2025	Bill Payment	ACH 12.24 024-9	PG&E	-333.82
Total				-43,499.34

Uncleared deposits and other credits after 12/31/2024

DATE	TYPE	REF NO.	PAYEE	AMOUNT (USD)
01/01/2025	Deposit			720.00
01/02/2025	Receive Payment	1566	Jessie Suelzle	95.00
01/02/2025	Receive Payment	24-1009 & 1008	Jason Farley	75.00
01/02/2025	Deposit			1,395.00
01/02/2025	Receive Payment	9602	Mark Lourenzo	85.00
01/03/2025	Deposit			200.00
01/05/2025	Deposit			180.00
01/05/2025	Deposit			985.00
01/06/2025	Deposit			403.52
01/07/2025	Deposit			660.00
01/08/2025	Deposit			159.64
01/09/2025	Deposit			887.12
01/10/2025	Deposit		Ronan O'Day	60.00
01/13/2025	Deposit			522.00
Total				6,427.28

Humboldt County Fair Association (new)

11400 US Bank Premium Acct (#4854), Period Ending 12/31/2024

RECONCILIATION REPORT

Reconciled on: 01/08/2025

Reconciled by: Kaillou Meeks

Any changes made to transactions after this date aren't included in this report.

Summary

USD

Statement beginning balance.....	2,277.42
Checks and payments cleared (12).....	-290.00
Deposits and other credits cleared (0).....	0.00
Statement ending balance.....	<u>1,987.42</u>
Uncleared transactions as of 12/31/2024.....	-1,432.00
Register balance as of 12/31/2024.....	555.42

Details

Checks and payments cleared (12)

DATE	TYPE	REF NO.	PAYEE	AMOUNT (USD)
09/20/2024	Check	13075	Caroline Cole	-6.50
09/20/2024	Check	13060	Lainey Butler	-15.50
09/20/2024	Check	13300	Terrie Ridenhour	-100.00
09/20/2024	Check	13372	Debra Tull	-46.00
09/20/2024	Check	13061	Lucy Butler	-3.00
09/20/2024	Check	13220	Humberto Martinez Rodriguez	-10.00
09/20/2024	Check	13188	Danielle Ingram	-18.00
09/20/2024	Check	13017	Rosie Arenas	-50.00
09/20/2024	Check	13355	Greyson Svehla	-5.00
09/20/2024	Check	13040	Winnie Beyea	-12.00
09/20/2024	Check	13254	Rebekah Taylor	-14.00
09/20/2024	Check	13255	Vivian Mull	-10.00

Total -290.00

Additional Information

Uncleared checks and payments as of 12/31/2024

DATE	TYPE	REF NO.	PAYEE	AMOUNT (USD)
05/11/2023	Check	11791	Nyeema Burchill	-20.00
09/20/2024	Check	13086	Kylie C Cox	-10.00
09/20/2024	Check	13087	Gracie Crawford	-1.00
09/20/2024	Check	13088	Rebecca Crow	-32.00
09/20/2024	Check	13094	Michele Deranleau	-20.00
09/20/2024	Check	13095	Emily Kathleen Diehl	-38.00
09/20/2024	Check	13098	Evelyn Dowd	-10.00
09/20/2024	Check	13099	Gavin Dunn	-5.00
09/20/2024	Check	13107	Korinza Endsley	-12.00
09/20/2024	Check	13115	Theresa Fisher	-16.00
09/20/2024	Check	13117	Rilynn Flanagan	-1.50
09/20/2024	Check	13154	Hattie Griggs	-4.00
09/20/2024	Check	13155	Isla Griggs	-2.00
09/20/2024	Check	13163	Leela Hargadon	-11.00
09/20/2024	Check	13165	Santino Hargadon	-20.00
09/20/2024	Check	13177	Finnigan Holmes	-1.50
09/20/2024	Check	13178	Nathaniel Holmes	-1.50
09/20/2024	Check	13182	Josephine Honsal	-1.50
09/20/2024	Check	13197	Tiffany Johnson	-11.00
09/20/2024	Check	13199	Susie Jones	-29.00
09/20/2024	Check	13200	Michele Kirste	-10.00
09/20/2024	Check	13210	William Lamanuzzi	-4.50

DATE	TYPE	REF NO.	PAYEE	AMOUNT (USD)
09/20/2024	Check	13218	Kim Martel	-2.00
09/20/2024	Check	13222	Alexa Matias	-10.00
09/20/2024	Check	13233	Trinity McNeese	-10.00
09/20/2024	Check	13239	Knox Mildbrandt	-1.50
09/20/2024	Check	13240	Phoenix Skye Mildbrandt	-1.50
09/20/2024	Check	13242	Constance Mitchell	-8.00
09/20/2024	Check	13243	Raylan Mitchell	-12.00
09/20/2024	Check	13245	Robby Moon	-5.00
09/20/2024	Check	13249	Nicholas Mooslin	-5.00
09/20/2024	Check	13253	Colin Moxon	-7.00
09/20/2024	Check	13259	Terra Nesler	-5.00
09/20/2024	Check	13265	Sara Norris	-10.00
09/20/2024	Check	13270	David Orluck	-59.00
09/20/2024	Check	13272	Wyatt Paris	-14.00
09/20/2024	Check	13275	Dawsyn Pastori	-5.00
09/20/2024	Check	13276	Scott Peacock	-10.00
09/20/2024	Check	13277	Ruben Piedia	-17.00
09/20/2024	Check	13278	Shiloh Perras	-58.00
09/20/2024	Check	13279	Todd Perras	-2.50
09/20/2024	Check	13287	Karst Plante	-2.00
09/20/2024	Check	13291	Quinn Rasmussen	-10.00
09/20/2024	Check	13295	Claire Renner	-8.00
09/20/2024	Check	13303	Charli Rose Roberts	-321.00
09/20/2024	Check	13308	Ona Rose	-10.00
09/20/2024	Check	13311	Chris S	-4.00
09/20/2024	Check	13319	Isaac D Sarvinski	-1.50
09/20/2024	Check	13323	Mindy Sehon	-21.00
09/20/2024	Check	13324	Genevieve Serna	-8.00
09/20/2024	Check	13325	Hana Shirakh	-16.00
09/20/2024	Check	13329	Chloe Simon	-18.00
09/20/2024	Check	13330	Alice Smith	-4.00
09/20/2024	Check	13331	Christie Smith	-5.00
09/20/2024	Check	13333	Josh Smith	-10.00
09/20/2024	Check	13339	Toews Sofie	-30.00
09/20/2024	Check	13345	Jillian Steffen	-3.00
09/20/2024	Check	13351	Kristopher Stork	-8.00
09/20/2024	Check	13352	Malia Suelzle	-6.00
09/20/2024	Check	13358	Aeryn Thompson	-110.00
09/20/2024	Check	13359	Ashe Thompson	-10.00
09/20/2024	Check	13363	Charlotte Torres	-3.00
09/20/2024	Check	13364	Vivianne Torres	-1.50
09/20/2024	Check	13320	Cheyenne Schorlig	-4.00
09/20/2024	Check	13002	Ferndale 4-H	-25.00
09/20/2024	Check	13004	Freshwater 4-H	-25.00
09/20/2024	Check	13012	Liam Ammons	-1.00
09/20/2024	Check	13013	Lilian Anderson	-6.00
09/20/2024	Check	13020	Robin Avenmarg	-13.00
09/20/2024	Check	13022	Back Country Horsemen -Red...	-60.00
09/20/2024	Check	13044	Jessilyn Bowne	-7.00
09/20/2024	Check	13047	Geri Braun	-5.00
09/20/2024	Check	13052	Sienna Bryant	-1.50
09/20/2024	Check	13057	Kyleah Burke	-5.00
09/20/2024	Check	13074	Jo Cobb	-38.00
09/20/2024	Check	13082	Kathy Cook	-5.00
09/20/2024	Check	13382	Katelynn Walton	-41.00
09/20/2024	Check	13386	Hilanea Wilkinson	-10.00
09/20/2024	Check	13374	Zoey Vadnais	-38.00
09/20/2024	Check	13375	Jacob Van Reusen	-4.50
12/17/2024	Check	13400	Alice Roberts	-29.00

Total -1,432.00

Uncleared deposits and other credits as of 12/31/2024

DATE	TYPE	REF NO.	PAYEE	AMOUNT (USD)
09/20/2024	Check	13302	Alice Roberts	0.00
Total				0.00

Humboldt County Fair Association (new)

11500 US Bank Payroll Acct (#5356), Period Ending 12/31/2024

RECONCILIATION REPORT

Reconciled on: 01/08/2025

Reconciled by: Kaillou Meeks

Any changes made to transactions after this date aren't included in this report.

Summary

USD

Statement beginning balance.....	990.00
Checks and payments cleared (0).....	0.00
Deposits and other credits cleared (0).....	0.00
Statement ending balance.....	<u>990.00</u>
Register balance as of 12/31/2024.....	990.00

Humboldt County Fair Association (new)

12100 US Bank Dairy Heifer Replacement (#0027), Period Ending 12/31/2024

RECONCILIATION REPORT

Reconciled on: 01/08/2025

Reconciled by: Kaillou Meeks

Any changes made to transactions after this date aren't included in this report.

Summary

USD

Statement beginning balance.....	10,432.25
Checks and payments cleared (0).....	0.00
Deposits and other credits cleared (0).....	0.00
Statement ending balance.....	<u>10,432.25</u>
Register balance as of 12/31/2024.....	10,432.25

Humboldt County Fair Association (new)

12200 US Bank JLA Custodial Acct (#4648), Period Ending 12/31/2024

RECONCILIATION REPORT

Reconciled on: 01/08/2025

Reconciled by: Kaillou Meeks

Any changes made to transactions after this date aren't included in this report.

Summary

USD

Statement beginning balance.....	136,163.23
Checks and payments cleared (13).....	-25,996.33
Deposits and other credits cleared (0).....	0.00
Statement ending balance.....	<u>110,166.90</u>
Uncleared transactions as of 12/31/2024.....	-14,880.08
Register balance as of 12/31/2024.....	95,286.82
Cleared transactions after 12/31/2024.....	0.00
Uncleared transactions after 12/31/2024.....	-47.12
Register balance as of 01/08/2025.....	95,239.70

Details

Checks and payments cleared (13)

DATE	TYPE	REF NO.	PAYEE	AMOUNT (USD)
09/30/2024	Check	5291	Ilana Maclay	-3,230.08
09/30/2024	Check	5151	Lucy Butler	-1,125.00
09/30/2024	Check	5197	Henry Flanagan	-1,227.50
09/30/2024	Check	5126	Charlotte Beyea	-2,900.70
09/30/2024	Check	5366	Natalie Stelzig	-810.00
09/30/2024	Check	5400	Kabella Zamboni	-3,342.41
09/30/2024	Check	5127	Winnie Beyea	-2,442.92
09/30/2024	Check	5150	Lainey Butler	-630.00
09/30/2024	Check	5288	Anna Belle Lynn	-973.70
09/30/2024	Check	5215	Kyla Gibbs	-4,116.40
09/30/2024	Check	5240	Mya Hauan	-3,834.50
12/02/2024	Expense		Ferndale Billing	-47.12
12/17/2024	Check	5407	Elizabeth Trumbo	-1,316.00

Total -25,996.33

Additional Information

Uncleared checks and payments as of 12/31/2024

DATE	TYPE	REF NO.	PAYEE	AMOUNT (USD)
10/31/2023	Check	5002	Kolter Nicholls	-585.00
09/30/2024	Check	5261	Kinley Johnson	-3,000.72
09/30/2024	Check	5124	Bryson Beugler	-1,191.78
09/30/2024	Check	5198	Rilynn Flanagan	-1,345.94
09/30/2024	Check	5252	Josephine Honsal	-855.00
09/30/2024	Check	5284	Callie Lightner	-2,466.80
09/30/2024	Check	5316	Wyatt Paris	-486.00
09/30/2024	Check	5347	Emily Rodrigues	-2,889.44
09/30/2024	Check	5351	Mallory Sanderson	-2,059.40

Total -14,880.08

Uncleared checks and payments after 12/31/2024

DATE	TYPE	REF NO.	PAYEE	AMOUNT (USD)
01/02/2025	Expense		Ferndale Billing	-47.12

Total -47.12

Humboldt County Fair Association (new)

12300 US Bank JLA Operating (#5548), Period Ending 12/31/2024

RECONCILIATION REPORT

Reconciled on: 01/14/2025

Reconciled by: Kaillou Meeks

Any changes made to transactions after this date aren't included in this report.

Summary

USD

Statement beginning balance.....	88,352.74
Checks and payments cleared (2).....	-10,542.80
Deposits and other credits cleared (4).....	550.00
Statement ending balance.....	<u>78,359.94</u>

Uncleared transactions as of 12/31/2024.....	-1,141.46
Register balance as of 12/31/2024.....	77,218.48
Cleared transactions after 12/31/2024.....	0.00
Uncleared transactions after 12/31/2024.....	-3,383.80
Register balance as of 01/14/2025.....	73,834.68

Details

Checks and payments cleared (2)

DATE	TYPE	REF NO.	PAYEE	AMOUNT (USD)
12/19/2024	Bill Payment	3703	EG Ayers	-10,050.00
12/27/2024	Expense		Linda Russ	-492.80
Total				-10,542.80

Deposits and other credits cleared (4)

DATE	TYPE	REF NO.	PAYEE	AMOUNT (USD)
09/18/2024	Deposit			0.00
11/19/2024	Check	5024	EG Ayers Distributing	0.00
12/09/2024	Deposit			350.00
12/23/2024	Deposit			200.00
Total				550.00

Additional Information

Uncleared checks and payments as of 12/31/2024

DATE	TYPE	REF NO.	PAYEE	AMOUNT (USD)
08/01/2024	Check	5006	Regan Russ	-500.00
09/18/2024	Check	5012	Lisa Russ	-492.80
09/30/2024	Check	5017	Kim Smith	-148.66
Total				-1,141.46

Uncleared checks and payments after 12/31/2024

DATE	TYPE	REF NO.	PAYEE	AMOUNT (USD)
01/06/2025	Bill Payment	ACH for 3106937767	Pitney Bowes	-270.68
01/13/2025	Bill Payment	ACH 12.24 661-7	PG&E	-2,429.45
01/13/2025	Bill Payment	ACH 12.24 688-6	PG&E	-683.67
Total				-3,383.80

Humboldt County Fair Association (new)

21610 US Bank CC 2818, Period Ending 12/16/2024

RECONCILIATION REPORT

Reconciled on: 01/08/2025

Reconciled by: Kaillou Meeks

Any changes made to transactions after this date aren't included in this report.

Summary

USD

Statement beginning balance.....	1,563.88
Charges and cash advances cleared (34).....	6,896.64
Payments and credits cleared (3).....	-6,566.39
Statement ending balance.....	<u>1,894.13</u>

Register balance as of 12/16/2024.....	1,894.13
Cleared transactions after 12/16/2024.....	0.00
Uncleared transactions after 12/16/2024.....	-349.52
Register balance as of 01/08/2025.....	<u>1,544.61</u>

Details

Charges and cash advances cleared (34)

DATE	TYPE	REF NO.	PAYEE	AMOUNT (USD)
11/18/2024	Expense		Amazon Prime	349.78
11/18/2024	Expense		Adobe	44.97
11/20/2024	Expense		Facebook	15.00
11/21/2024	Expense		Facebook	15.00
11/22/2024	Expense		Facebook	17.00
11/22/2024	Expense		Lost Coast Communications, I...	350.00
11/25/2024	Expense		Facebook	19.00
11/25/2024	Expense		Facebook	21.00
11/25/2024	Expense		Facebook	24.00
11/26/2024	Expense		Western Fairs Association	825.00
11/26/2024	Expense		Horizon Business Products	75.94
11/27/2024	Expense		Bicoastal Media, LLC	500.00
11/29/2024	Expense		Dollar Tree	4.07
11/29/2024	Expense		GladStone Inc.	495.00
11/29/2024	Expense		GladStone Inc.	495.00
11/29/2024	Expense		QuickBooks Payments	99.00
11/29/2024	Expense		Starlink	22.06
11/29/2024	Expense		Ferndale Pizza Company	64.89
12/02/2024	Expense		Facebook	2.80
12/02/2024	Expense		Starlink	165.00
12/02/2024	Expense		Valley Grocery	34.55
12/02/2024	Expense		Michaels	126.50
12/02/2024	Expense		Chefstore	727.85
12/02/2024	Expense			457.26
12/02/2024	Expense		Facebook	21.84
12/04/2024	Expense		Authorize.Net	30.00
12/05/2024	Expense		Starlink	40.63
12/05/2024	Expense		Starlink	109.11
12/10/2024	Expense		QuickBooks Payments	103.06
12/10/2024	Expense		QuickBooks Payments	51.04
12/10/2024	Expense		QuickBooks Payments	535.88
12/13/2024	Expense		United Airlines	989.45
12/16/2024	Expense		Adobe	44.97
12/16/2024	Expense		Adobe	19.99

Total **6,896.64**

Payments and credits cleared (3)

DATE	TYPE	REF NO.	PAYEE	AMOUNT (USD)
11/26/2024	Credit Card Payment		US Bank Credit Card	-2,419.63
12/02/2024	Credit Card Payment			-2,580.96
12/05/2024	Credit Card Payment			-1,565.80
Total				-6,566.39

Additional Information

Uncleared charges and cash advances after 12/16/2024

DATE	TYPE	REF NO.	PAYEE	AMOUNT (USD)
12/19/2024	Expense		Facebook	27.00
12/21/2024	Expense		Facebook	27.00
12/24/2024	Expense		Facebook	27.00
12/30/2024	Expense		QuickBooks Payments	99.00
12/31/2024	Expense			1,053.31
12/31/2024	Expense		Costco	127.68
01/02/2025	Expense		Facebook	3.62
01/03/2025	Expense		Authorize.Net	30.00
01/03/2025	Expense		Starlink	330.00
Total				1,724.61

Uncleared payments and credits after 12/16/2024

DATE	TYPE	REF NO.	PAYEE	AMOUNT (USD)
12/31/2024	Credit Card Payment			-2,074.13
Total				-2,074.13

Humboldt County Fair Association (new)

21600 US Bank CC (#2921), Period Ending 12/10/2024

RECONCILIATION REPORT

Reconciled on: 01/08/2025

Reconciled by: Kaillou Meeks

Any changes made to transactions after this date aren't included in this report.

Summary

USD

Statement beginning balance.....	142.99
Charges and cash advances cleared (1).....	117.50
Payments and credits cleared (2).....	-260.49
Statement ending balance.....	<u>0.00</u>
Register balance as of 12/10/2024.....	0.00
Cleared transactions after 12/10/2024.....	0.00
Uncleared transactions after 12/10/2024.....	140.24
Register balance as of 01/08/2025.....	140.24

Details

Charges and cash advances cleared (1)

DATE	TYPE	REF NO.	PAYEE	AMOUNT (USD)
11/22/2024	Expense		QuickBooks Payments	117.50
Total				117.50

Payments and credits cleared (2)

DATE	TYPE	REF NO.	PAYEE	AMOUNT (USD)
12/04/2024	Credit Card Credit		101 Netlink	-148.04
12/05/2024	Credit Card Payment			-112.45
Total				-260.49

Additional Information

Uncleared charges and cash advances after 12/10/2024

DATE	TYPE	REF NO.	PAYEE	AMOUNT (USD)
12/23/2024	Expense		QuickBooks Payments	140.24
Total				140.24

Humboldt County Fair Association

MONTHLY REPORT

December 2024



Printed 1/22/25

Prepared by:



THE
Lighthouse
GROUP

Monthly Report Purpose

A visual understanding of data.

This monthly financial report provides business insights for Humboldt County Fair Association. Objective is to show the financial health and performance for December 2024 focusing on profitability, efficiency and liquidity.

It includes all the relevant information at your fingertips, offering the ability to visualize and analyze key financial data, uncover fresh insights, spot vital financial trends, identify strengths and weaknesses and improve communication throughout the organization.

The report also admits the fact that some analysis conducted has limitations because of the vast amounts of variables that may be related or unrelated to the business.

P&L statement: This indicates the revenue a business earned over a certain period of time and shows a business's profitability. It includes a net income equal to the revenues and gains minus the expenses and losses.

Balance sheet: This displays a business's financial status at the end of a certain time period. It offers an overview of a business's liabilities, assets, and shareholder equity.

Cash flow statement: Details a business's cash flows during certain time periods and indicates if a business made or lost cash during that period of time.

Takeaways

December 2024: Net Profit was \$24.3k.

December 2024: Bank Accounts were \$684k.

December 2024: Net Cash Increase For Period was \$15.2k.

December 2024: Net Assets were \$1.9m.

December 2024: Gross Profit Margin was 100%.

December 2024: Current Ratio was 9.91.

Profit & Loss

The profit and loss (P&L) summarizes the revenues, costs, and expenses incurred through January 2024 - December 2024. The P&L statement is synonymous with the income statement. These records provide information about Humboldt County Fair Association's ability or inability to generate profit by increasing revenue, reducing costs, or both.

Net Profit

\$24.3k

December 2024: Net Profit was \$95.4k higher than November 2024. ↑ This was due to income of \$40k from local base allocations, \$34k from winter events, and \$51k from sales and use taxes.

(308%)

Operating Profit Margin

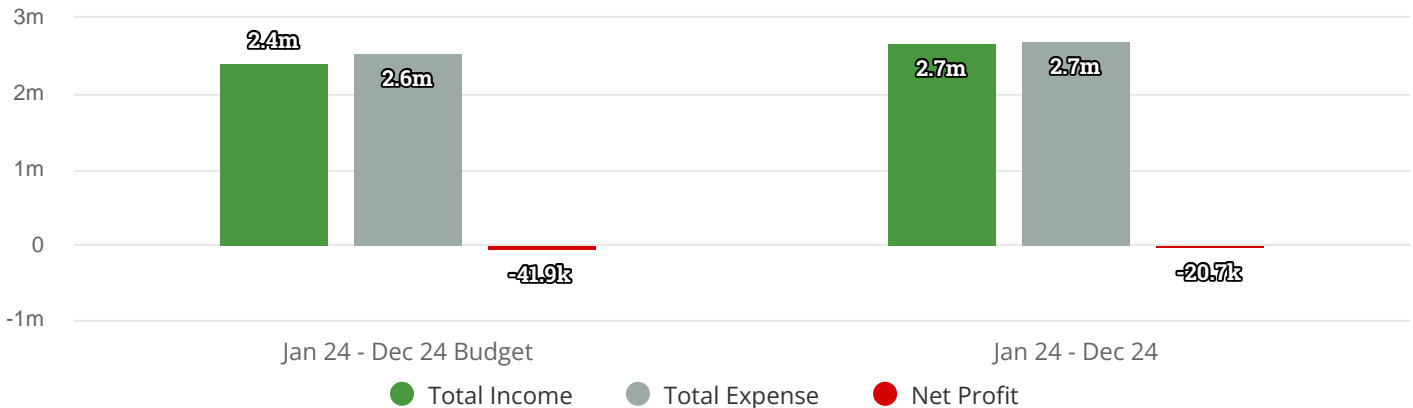
18%

Net Profit Margin

Fiscal Year to Date

	Dec 24	Fiscal YTD
Income	135,005	2,694,504
Cost of Goods Sold	0	0
Gross Profit	135,005	2,694,504
Total Expense	109,479	2,710,387
Net Operating Income	25,526	-15,883
Total Other Income	550	1,186,244
Total Other Expense	1,809	1,191,062
Net Profit	24,267	-20,701

Revenue and Expense



Total Income	Total Expense	Total YTD Income	Total YTD Expense
\$135.6k	\$111.3k	\$3.9m	\$3.9m
Dec 2024: Total Income (\$135.6k) was 482% higher (+\$112.2k) than Nov 2024 (\$23.3k). This was due to the increased revenue sources noted above. ↑	Dec 2024: Total Expense (\$111.3k) was 18% higher (+\$16.9k) than Nov 2024 (\$94.4k). This was primarily due to \$17k of cleanup costs in Dec24. ↑	Dec 2024: Total YTD Income (\$3.9m) was 5% higher (+\$172.7k) than Dec 2023 (\$3.7m). ↑	Dec 2024: Total YTD Expense (\$3.9m) was 0% lower (\$9.5k) than Dec 2023 (\$3.9m). ↓

* Please note that these total income and expense figures noted directly above include operating income and expenses and other income and expenses

The information contained in this report is provided for informational purposes only and is not intended to substitute for obtaining accounting, tax, or financial advice from a professional accountant. Any tax advice contained in this report is not intended to be used for the purpose of avoiding penalties under tax law. While we use reasonable efforts to furnish accurate and up-to-date information, we do not warrant that any information contained in or made available through this report is accurate, complete, reliable, current or error-free. We assume no liability or responsibility for any errors or omissions in the content of this report or delivered information.


Cash Management

The cash management report provides you with a quick overview of Humboldt County Fair Association's liquidity and current cash flow situation which is critical to keep finances flowing across the organization.

\$684k

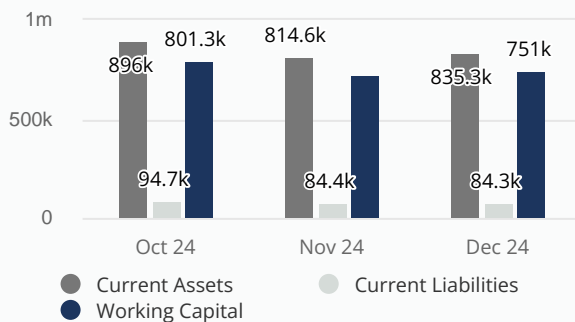
Bank Accounts

Net Change in Cash:



↑ December 2024: Bank Accounts were \$10.8k higher than November 2024.

Working Capital



Current Ratio

	Dec 24
Current Assets	\$835,299
Current Liabilities	\$84,285
Current Ratio	▲ 9.91

A strong current ratio, depending on the industry, is between 1.2 and 2. Anything below 1 is problematic as this means that the company does not have enough current/liquid assets to cover all of their current liabilities.

Cash Burn

Cash Burn measures the level of monthly spending a company has on its overall operations. Zero Cash Date implies the predicted future date after which a company will run out of money without any new cash inflows.

Zero Cash Date

*assumption: no additional cash inflows

Annual Average Cash Burn

Cash Burn Rate (Months)

Jan 24 - Dec 24

04/20/2025

225,866

4

Cash Balance

691,163

Accounts Receivable

117,917

Total Cash

809,080

YTD Cash Burn

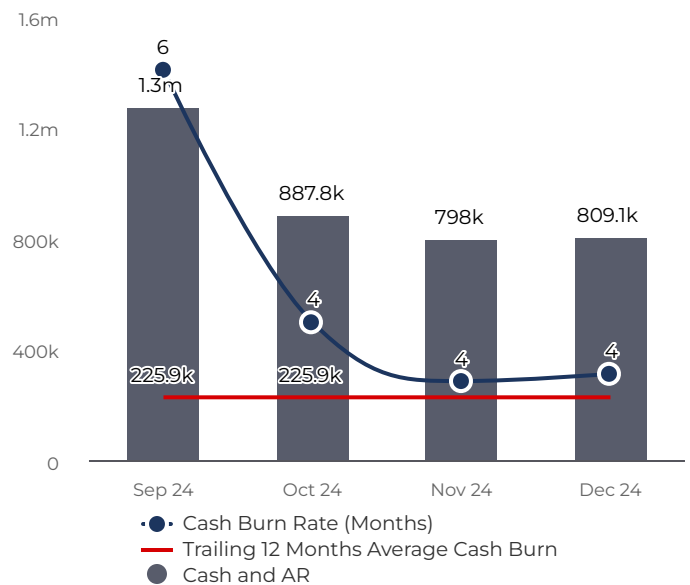
2,710,387

YTD Income

2,694,504

Difference

-15,883



The information contained in this report is provided for informational purposes only and is not intended to substitute for obtaining accounting, tax, or financial advice from a professional accountant. Any tax advice contained in this report is not intended to be used for the purpose of avoiding penalties under tax law. While we use reasonable efforts to furnish accurate and up-to-date information, we do not warrant that any information contained in or made available through this report is accurate, complete, reliable, current or error-free. We assume no liability or responsibility for any errors or omissions in the content of this report or delivered information.

Financial Performance

An overview of how efficiently Humboldt County Fair Association is spending capital while providing a snapshot of the main metrics on Humboldt County Fair Association's balance sheet. As seen above, the Fair generated \$2.98M of revenue against \$3.08M of operating expenses. As a result, if expenses were to remain consistent over the next 12 months, the 2025 fair would only need to generated an additional \$95k in revenue, only a 3% increase.

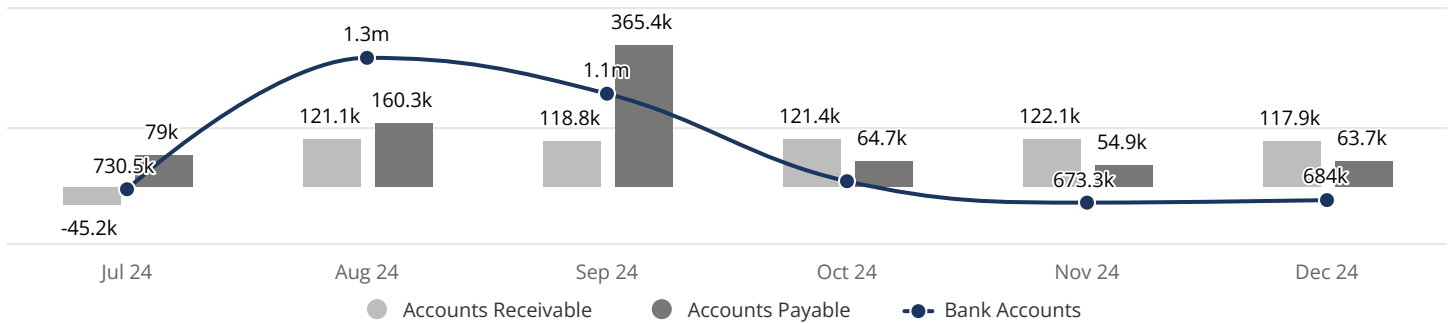
Accounts Receivable
\$117.9k

December 2024: Accounts Receivable were \$4,195 lower than November 2024.

Accounts Payable
\$63.7k

December 2024: Accounts Payable were \$8,782 higher than November 2024.

Accounts Receivable/ Accounts Payable and Bank Accounts



Return on Assets (ROA)

The Return on Assets (ROA) percentage indicates how well your business manages its balance sheet to generate profits. While there's no universal standard for nonprofits, a positive ROA is generally considered a good benchmark. An ROA of 2 or higher is often seen as strong performance, meaning that for every dollar invested, the organization generates two dollars in revenue. During 2024, the Organization experienced positive growth of 8.61% from 2023 in its ROA.

	Jan 23 - Dec 23	Jan 24 - Dec 24
Assets	2,110,772	2,074,334
Net Profit	-202,868	-20,701
ROA	-9.61%	-1.00%

Return on Net Assets (RONA)

RONA percentage indicates how efficient an organization is at generating growth from its net assets. This metric helps nonprofits understand how well they are leveraging their resources to fulfill their mission and generate revenue. While there isn't a universally accepted benchmark for RONA, organizations should aim for a positive and increasing trend over time. In 2024, the Organization experienced positive growth in RONA of 9.48% from 2023.

	Jan 23 - Dec 23	Jan 24 - Dec 24
Net Assets	1,919,084	1,899,453
Net Profit	-202,868	-20,701
ROE	-10.57%	-1.09%

Operating Reserve Ratio

The Operating Reserve Ratio indicates how long a nonprofit could keep running if existing revenue streams were cut off. It is calculated by dividing the organization's savings (unrestricted net assets) by its annual operating expenses. A higher ratio indicates that the nonprofit has a larger financial cushion to handle unexpected challenges or changes in circumstances. In 2024, the Organization experienced a slight reduction in its Operating Reserve of 0.06 from 2023.

	Jan 23 - Dec 23	Jan 24 - Dec 24
Unrestricted Net Assets	913,560	913,560
Total Operating Expenses	2,304,897	2,710,387
Operating Reserve Ratio	0.40	0.34

The information contained in this report is provided for informational purposes only and is not intended to substitute for obtaining accounting, tax, or financial advice from a professional accountant. Any tax advice contained in this report is not intended to be used for the purpose of avoiding penalties under tax law. While we use reasonable efforts to furnish accurate and up-to-date information, we do not warrant that any information contained in or made available through this report is accurate, complete, reliable, current or error-free. We assume no liability or responsibility for any errors or omissions in the content of this report or delivered information.

Profit and Loss

Humboldt County Fair Association

	Dec 24	Dec 24 Budget	Budget to Actual \$ Variance	Budget to Actual % Variance	2024 Budget	FY24 Variance to Budget	Dec 23	CY vs PY \$ Variance	CY vs PY % Variance
Income									
31200 Local (Base) Allocation	39,500		39,500			-39,500	39,500		
31900 Capital Project							6,086	-6,086 -100%	
Reimbursement Funds									
41000 Admission Revenue									
41010 Regular Fair Admissions					329,000	-3,645	19,813	-19,813 -100%	
41020 Discounted Fair Admissions					44,900	28,575	-12,802	12,802 -100%	
41030 JL Wristbands					6,900	2,080			
Total 41000 Admission Revenue					380,800	27,010	7,011	-7,011 -100%	
41500 Commercial Space Revenue									
41510 Outside Commercial Space					21,050	-3,596			
41520 Inside Commercial Space					22,375	-1,140			
Total 41500 Commercial Space Revenue					43,425	-4,736			
42100 Carnival Revenue									
42101 Regular Carnival Revenue					77,000	11,735			
42110 Pre-Sale Carnival Revenue					69,000	35,785			
Total 42100 Carnival Revenue					146,000	47,520			
42200 Concessions Revenue									
42201 Food Concessions					140,000	8,115			
42250 Alcohol Concessions					269,000	40,808			
42300 Non-Food Concessions					15,000	13,200			
Total 42200 Concessions Revenue					424,000	62,123			
43000 Exhibits Revenue									
43100 Entry Fees					20,000	-26,996			
43200 Donated & Sponsored Awards	30		30		15,500	-5,070	270	-240 -89%	
43300 Guidebook Advertising					1,000	1,000			

The information contained in this report is provided for informational purposes only and is not intended to substitute for obtaining accounting, tax, or financial advice from a professional accountant. Any tax advice contained in this report is not intended to be used for the purpose of avoiding penalties under tax law. While we use reasonable efforts to furnish accurate and up-to-date information, we do not warrant that any information contained in or made available through this report is accurate, complete, reliable, current or error-free. We assume no liability or responsibility for any errors or omissions in the content of this report or delivered information.

Profit and Loss

Humboldt County Fair Association

	Dec 24	Dec 24 Budget	Budget to Actual \$ Variance	Budget to Actual % Variance	2024 Budget	FY24 Variance to Budget	Dec 23	CY vs PY \$ Variance	CY vs PY % Variance
43500 Junior Livestock Exhibit Revenue						-1,710			
Total 43000 Exhibits Revenue	30	30			36,500	-32,775	270	-240	-89%
45000 Horse Racing Revenue									
45200 Track Commissions					2,550	2,550	402,384	-402,384	-100%
45300 Racing Program & Forms Sales					9,000	1,308			
45500 Other Live Racing Revenue	342	16	327	2080%	250	-1,572	27	315	1150%
45510 Box Seat Revenue					23,600	-2,875			
45520 Race Sponsor Revenue					15,000	3,800			
45700 CARF Commission Revenue		243	-243	-100%	550,000	-359,664			
Total 45000 Horse Racing Revenue	342	259	84	32%	600,400	-356,453	402,411	-402,069	-100%
47000 Miscellaneous Fair Revenue									
47100 Fair Parking					60,000	7,806	-1	1	-100%
47200 Jr. Fair Board					800	-140			
47700 JL Camping Fees					10,500	-965			
47800 Sponsorships					220,000	-13,733	-7,011	7,011	-100%
47900 Other Miscellaneous Fair Revenue									
47901 Art Sales					1,000	-240			
47902 Fair Merchandise					7,000	2,568			
47903 Vendor Application Fee					1,250	-1,000			
47904 Vendor Concession Commissions					1,500	768			
47905 Special Event Revenue						-11,915			
47907 Chili Cookoff					7,000	7,000			
47908 Other Fair Time Camping					9,000	-1,457			

The information contained in this report is provided for informational purposes only and is not intended to substitute for obtaining accounting, tax, or financial advice from a professional accountant. Any tax advice contained in this report is not intended to be used for the purpose of avoiding penalties under tax law. While we use reasonable efforts to furnish accurate and up-to-date information, we do not warrant that any information contained in or made available through this report is accurate, complete, reliable, current or error-free. We assume no liability or responsibility for any errors or omissions in the content of this report or delivered information.

Profit and Loss

Humboldt County Fair Association

	Dec 24	Dec 24 Budget	Budget to Actual \$ Variance	Budget to Actual % Variance	2024 Budget	FY24 Variance to Budget	Dec 23	CY vs PY \$ Variance	CY vs PY % Variance
Total 47900 Other Miscellaneous Fair Revenue					26,750	-4,276			
Total 47000 Miscellaneous Fair Revenue					318,050	-11,308	-7,012	7,012	-100%
47005 Miscellaneous Non-Fair Programs	33,777		33,777			-39,079	33,777		
47005.1 Fernstock Income (deleted)					26,900	26,900			
Total 47005 Miscellaneous Non- Fair Programs	33,777		33,777		26,900	-12,179	33,777		
48000 Interim Revenue									
48100 Rental of Buildings	1,090	3,493	-2,403	-69%	55,000	575	3,275	-2,185	-67%
48105 Arlington Rental Revenue	45	667	-622	-93%	10,500	10,455	45		
48200 Grounds Rental	920	1,654	-734	-44%	22,000	4,190	1,500	-580	-39%
48201 RV Camping Interim Revenue	810	6,718	-5,908	-88%	140,000	47,034	6,045	-5,235	-87%
48202 Stall & Arena Rental Income	2,325	1,476	849	58%	22,500	-1,240	1,365	960	70%
48203 RV & Boat Storage	5,165	6,837	-1,672	-24%	45,563	-5,280	6,105	-940	-15%
48300 Equipment Rentals					1,200	-2,860			
48400 Interim Concession Revenue					5,000	1,225			
48401 Alcohol Sales & Concessions (non-fair)					1,000	1,000			
48501 Damage Reimbursement & Fees (deleted)					1,000	800			
48503 Insurance Processing Fee		111	-111	-100%	1,000	-155	60	-60	-100%
48601 Damage Fees Charged						-160			
48700 Other Interim Revenues						-175	-5,588	5,588	-100%
Total 48000 Interim Revenue	10,355	20,956	-10,601	-51%	304,763	55,409	12,762	-2,406	-19%

The information contained in this report is provided for informational purposes only and is not intended to substitute for obtaining accounting, tax, or financial advice from a professional accountant. Any tax advice contained in this report is not intended to be used for the purpose of avoiding penalties under tax law. While we use reasonable efforts to furnish accurate and up-to-date information, we do not warrant that any information contained in or made available through this report is accurate, complete, reliable, current or error-free. We assume no liability or responsibility for any errors or omissions in the content of this report or delivered information.

Profit and Loss

Humboldt County Fair Association

	Dec 24	Dec 24 Budget	Budget to Actual \$ Variance	Budget to Actual % Variance	2024 Budget	FY24 Variance to Budget	Dec 23	CY vs PY \$ Variance	CY vs PY % Variance
49500 Other Operating Revenue						-517			
49520 Non-Fair Donations & Sponsorships					1,000	786			
49540 Other Operating Revenue	51,000		51,000		137,350	-10,696	51,000		
Total 49500 Other Operating Revenue	51,000		51,000		138,350	-10,426	51,000		
Total Income	135,005	21,215	113,790	536%	2,419,188	-275,316	421,528	-286,523	-68%
Cost of Goods Sold									
Total Cost of Goods Sold									
Gross Profit	135,005	21,215	113,790	536%	2,419,188	-275,316	421,528	-286,523	-68%
Expense									
50000 Administration Expense									
50100 Admin Salaries - Permanent	18,896	23,382	-4,486	-19%	218,520	-51,461	15,620	3,276	21%
50110 Admin Salaries - Accrued PTO							6,491	-6,491	-100%
50200 Admin Salaries - Temporary					55,000	48,320			
50320 Admin Payroll Taxes	1,446	2,380	-934	-39%	34,043	9,578	1,197	249	21%
Total 50320 Admin Payroll Taxes	1,446	2,380	-934	-39%	34,043	9,578	1,197	249	21%
50330 Admin Worker's Comp Insurance		1,693	-1,693	-100%	25,220	10,425	2,101	-2,101	-100%
50400 Admin Contracted Professional Services	4,850	5,866	-1,016	-17%	80,000	13,121	8,339	-3,489	-42%
50500 Directors' Expenses					1,500	1,293			
50600 Employee Travel, Recruitment & Training	1,365		1,365		3,000	-3,441	1,365		
50700 Office Supplies	782		782		9,000	-1,909	782		

The information contained in this report is provided for informational purposes only and is not intended to substitute for obtaining accounting, tax, or financial advice from a professional accountant. Any tax advice contained in this report is not intended to be used for the purpose of avoiding penalties under tax law. While we use reasonable efforts to furnish accurate and up-to-date information, we do not warrant that any information contained in or made available through this report is accurate, complete, reliable, current or error-free. We assume no liability or responsibility for any errors or omissions in the content of this report or delivered information.

Profit and Loss

Humboldt County Fair Association

	Dec 24	Dec 24 Budget	Budget to Actual \$ Variance	Budget to Actual % Variance	2024 Budget	FY24 Variance to Budget	Dec 23	CY vs PY \$ Variance	CY vs PY % Variance
50701 Computer Software & Supplies	3,002	374	2,628	703%	26,000	-9,098	450	2,552	567%
50702 Credit Card & Bank Fees	445	586	-141	-24%	25,000	-12,835	566	-121	-21%
50703 QuickBooks CC Payments Fees	1,229	359	870	242%	4,500	-3,769	360	869	242%
50800 Telephone & Postage	5,061	2,572	2,489	97%	39,000	-7,237	2,491	2,570	103%
50900 Dues & Subscriptions	1,000	2,305	-1,305	-57%	6,500	-5,031	2,250	-1,250	-56%
51000 Insurance (General Liability)		5,901	-5,901	-100%	45,000	-9,482	5,875	-5,875	-100%
51010 Insurance (Vehicle)	2,170	-253	2,422	-959%	2,600	730	-249	2,418	-973%
51050 Property Taxes		14,346	-14,346	-100%	49,000	38,500	14,134	-14,134	-100%
51200 Unemployment Insurance					275	275			
51400 Current Year Bad Debt Expense						-3,707			
51500 Other Administration Expense		414	-414	-100%	1,700	1,171	398	-398	-100%
Total 50000 Administration Expense	40,245	59,926	-19,681	-33%	625,858	15,444	60,024	-19,779	-33%
52000 Maintenance & General Operations									
52100 Maint Salaries - Permanent	9,062	12,800	-3,738	-29%	195,000	68,056	5,376	3,686	69%
52109 Maint Salaries - Accrued PTO							4,649	-4,649	-100%
52110 Custodial Work-Temporary		1,396	-1,396	-100%	28,750	28,750	1,396	-1,396	-100%
52200 Maint Salaries - Temporary	9,920	2,755	7,165	260%	70,000	-3,920	2,758	7,162	260%
52220 Maintenance Payroll Taxes	1,877	1,414	464	33%	33,011	12,993	791	1,086	137%
52230 Maintenance Worker's Comp Insurance		1,693	-1,693	-100%	25,220	10,425	2,101	-2,101	-100%

The information contained in this report is provided for informational purposes only and is not intended to substitute for obtaining accounting, tax, or financial advice from a professional accountant. Any tax advice contained in this report is not intended to be used for the purpose of avoiding penalties under tax law. While we use reasonable efforts to furnish accurate and up-to-date information, we do not warrant that any information contained in or made available through this report is accurate, complete, reliable, current or error-free. We assume no liability or responsibility for any errors or omissions in the content of this report or delivered information.

Profit and Loss

Humboldt County Fair Association

	Dec 24	Dec 24 Budget	Budget to Actual \$ Variance	Budget to Actual % Variance	2024 Budget	FY24 Variance to Budget	Dec 23	CY vs PY \$ Variance	CY vs PY % Variance
52300 Maint Contracted Professional Services	439	2,620	-2,181	-83%	55,500	43,594	765	-326	-43%
52500 Maintenance Equipment Rental	1,053	368	685	186%	3,500	-5,155	357	696	195%
52800 Light, Heat, Water & Power	15,387	10,026	5,361	53%	129,600	-15,347	9,899	5,488	55%
52900 Equipment Maintenance		140	-140	-100%	9,000	2,350	155	-155	-100%
53000 Buildings & Grounds Maintenance	641	3,066	-2,425	-79%	70,000	16,686	2,954	-2,313	-78%
53150 RV Camping Expense						-975			
Total 53000 Buildings & Grounds Maintenance	641	3,066	-2,425	-79%	70,000	16,686	2,954	-2,313	-78%
53100 Trash Removal, Clean-up	17,875		17,875		36,000	1,150		17,875	
53200 Maintenance Supplies	1,458	6,115	-4,658	-76%	35,000	-1,950	1,625	-167	-10%
53300 Special Repairs Under \$5K Contractors (1099)					6,500	6,500			
Total 52000 Maintenance & General Operations	57,711	42,393	15,318	36%	697,081	162,518	32,825	24,886	76%
54000 Publicity Expenses									
54400 Advertising Expense	3,106		3,106		25,000	-2,133		3,106	
54500 Promotional Expense					200	200			
Total 54000 Publicity Expenses	3,106		3,106		25,200	-1,933		3,106	
56000 Attendance Expense									
56101 Attendance Salaries - Temporary						-50,892			
56120 Attendance Payroll Taxes						-6,336			
56200 Attendance Contracted Professional Services					57,000	9,228			
56300 Attendance Supplies						-5,299			
56400 Attendance Other Expenses						-4,057			

The information contained in this report is provided for informational purposes only and is not intended to substitute for obtaining accounting, tax, or financial advice from a professional accountant. Any tax advice contained in this report is not intended to be used for the purpose of avoiding penalties under tax law. While we use reasonable efforts to furnish accurate and up-to-date information, we do not warrant that any information contained in or made available through this report is accurate, complete, reliable, current or error-free. We assume no liability or responsibility for any errors or omissions in the content of this report or delivered information.

Profit and Loss

Humboldt County Fair Association

	Dec 24	Dec 24 Budget	Budget to Actual \$ Variance	Budget to Actual % Variance	2024 Budget	FY24 Variance to Budget	Dec 23	CY vs PY \$ Variance	CY vs PY % Variance
56401 Attendance Rentals-Tent, Restrooms, other					1,000	-12,999			
Total 56000 Attendance Expense					58,000	-70,354			
57000 Miscellaneous Fair Expense						-1,457			
57100 Parking Contracted Services					17,000	-5,665			
57200 Fair Bar Expenses					80,000	80,000			
57210 Bartender-Temporary					20,000	-9,784			
57220 Bartender Payroll Taxes					2,500	-1,208			
57230 Fair Bar Alcohol						-81,759			
57240 Fair Bar Other						-6,310			
Total 57200 Fair Bar Expenses					102,500	-19,062			
57300 Fair Merchandise Expense					8,000	5,870			
57500 Dairy Heifer Sale					1,600	126			
57700 Sponsorship Expense					12,000	-10,190			
57800 Other Misc Fair Expense						-2,940	-410	410	-100%
57900 Commercial Exh & Concessions Expense		498	-498	-100%	11,000	1,586	350	-350	-100%
80040 EMT/First Responder Salaries-Temporary					6,500	2,966			
80050 EMT/First Responder Payroll Taxes					820	367			
Total 57000 Miscellaneous Fair Expense		498	-498	-100%	159,420	-28,400	-60	60	-100%
58000 Premium Expense									
58100 Cash Premium Awards	29	3,629	-3,600	-99%	20,000	-6,881	3,628	-3,599	-99%
58200 Exhibit Awards (trophies, ribbons)					10,000	-1,959			

The information contained in this report is provided for informational purposes only and is not intended to substitute for obtaining accounting, tax, or financial advice from a professional accountant. Any tax advice contained in this report is not intended to be used for the purpose of avoiding penalties under tax law. While we use reasonable efforts to furnish accurate and up-to-date information, we do not warrant that any information contained in or made available through this report is accurate, complete, reliable, current or error-free. We assume no liability or responsibility for any errors or omissions in the content of this report or delivered information.

Profit and Loss

Humboldt County Fair Association

	Dec 24	Dec 24 Budget	Budget to Actual \$ Variance	Budget to Actual % Variance	2024 Budget	FY24 Variance to Budget	Dec 23	CY vs PY \$ Variance	CY vs PY % Variance
Total 58000 Premium Expense	29	3,629	-3,600	-99%	30,000	-8,841	3,628	-3,599	-99%
63000 Exhibits Expense									
63101 Exhibits Salaries - Temporary					41,000	10,423			
63120 Exhibits Payroll Taxes					3,000	-807			
63200 Judges (non JLA)					5,000	-5,204			
63300 Exhibits Contracted Professional Services						-6,270			
63400 Exhibit Supplies					2,500	-718			
63600 Exhibits Decorations					4,000	2,807			
63700 Other Exhibits Expense					1,000	-9,172			
Total 63000 Exhibits Expense					56,500	-8,941			
65000 Horse Racing Expense		-10	10	-100%	12,000	12,000			
65100 Horse Racing Salaries - Union					50,000	-39,116			
65200 Horse Racing Salaries- Non Union					45,000	19,637			
65210 Horse Racing Employee Benefits (ER share)	76	238	-162	-68%	3,600	911	186	-110	-59%
65220 Horse Racing Payroll Taxes					10,000	-4,131			
65300 Horse Racing Contracted Professional Services					100,000	-28,154			
65301 CARF Management Fees					1,100	117			
65302 CARF Commission Bill Back					515,000	-74,130	364,391	-364,391	-100%
65400 Horse Racing Supplies					23,500	6,255			
65700 Horse Racing Equipment Rental					500	-30,589			
65800 Other Horse Racing Expense		-508	508	-100%	55,000	-8,330	-410	410	-100%

The information contained in this report is provided for informational purposes only and is not intended to substitute for obtaining accounting, tax, or financial advice from a professional accountant. Any tax advice contained in this report is not intended to be used for the purpose of avoiding penalties under tax law. While we use reasonable efforts to furnish accurate and up-to-date information, we do not warrant that any information contained in or made available through this report is accurate, complete, reliable, current or error-free. We assume no liability or responsibility for any errors or omissions in the content of this report or delivered information.

Profit and Loss

Humboldt County Fair Association

	Dec 24	Dec 24 Budget	Budget to Actual \$ Variance	Budget to Actual % Variance	2024 Budget	FY24 Variance to Budget	Dec 23	CY vs PY \$ Variance	CY vs PY % Variance
Total 65000 Horse Racing Expense	76	-281	357	-127%	815,700	-145,530	364,168	-364,091	-100%
66000 Fair Entertainment Expense									
66200 Fair Entertainment Contracted Professional Services					38,000	-24,608			
66300 Fair Entertainment Supplies						-1,329			
66700 Other Fair Entertainment Expense						-2,000			
Total 66000 Fair Entertainment Expense					38,000	-27,937			
66009 Misc. Non Fair Events	8,313		8,313			-39,345	8,313		
66009.1 Fernstock Expenses					25,850	25,850			
Total 66009 Misc. Non Fair Events	8,313		8,313		25,850	-13,495	8,313		
72300 Major Equipment Purchases under \$5K		875	-875	-100%	10,500	-20,100	2,083	-2,083	-100%
80000 Prior Year Operating Expense Adjustment		417	-417	-100%	5,000	-15,172	2,205	-2,205	-100%
80010 Prior Year General Expense Adjustments						-17			
80020 Prior Year Bad Debt Expense					3,000	3,000			
Total 80000 Prior Year Operating Expense Adjustment		417	-417	-100%	8,000	-12,189	2,205	-2,205	-100%
85000 Cash Shortages & Overages						1	-1	1	-100%
85100 Ticket Sales Over/Under						-2			
85900 Other Cash Over/Under						-448			
Total 85000 Cash Shortages & Overages						-449	-1	1	-100%

The information contained in this report is provided for informational purposes only and is not intended to substitute for obtaining accounting, tax, or financial advice from a professional accountant. Any tax advice contained in this report is not intended to be used for the purpose of avoiding penalties under tax law. While we use reasonable efforts to furnish accurate and up-to-date information, we do not warrant that any information contained in or made available through this report is accurate, complete, reliable, current or error-free. We assume no liability or responsibility for any errors or omissions in the content of this report or delivered information.

Profit and Loss

Humboldt County Fair Association

	Dec 24	Dec 24 Budget	Budget to Actual \$ Variance	Budget to Actual % Variance	2024 Budget	FY24 Variance to Budget	Dec 23	CY vs PY \$ Variance	CY vs PY % Variance
Payroll Expenses									
Taxes						-34			
Wages						-38	-659	659	-100%
Total Payroll Expenses						-73	-659	659	-100%
Total Expense	109,479	107,458	2,022	2%	2,550,109	-160,278	464,213	-354,733	-76%
Net Operating Income	25,526	-86,243	111,768	-130%	-130,921	-115,038	-42,685	68,210	-160%
Other Income									
49600 Auction Revenues						-750			
49605 JLA Revenues	550	11,947	-11,397	-95%	94,000	93,300	-403,416	403,966	-100%
49700 JLA Other Revenue					30,000	29,660	1,050	-1,050	-100%
49705 JLA Add-ons						-152,284			
49730 JLA Harvesting Fee's & Fine Processing Collected						-27,710	31,450	-31,450	-100%
49750 JLA BBQ Presale Income						-7,730			
49800 JLA BBQ Income					30,000	14,810	3,400	-3,400	-100%
49810 JLA BBQ Ticket No Sell Fine						-1,500			
49812 JLA Buyer Income									
49815 JLA Auction Commission						-72,707	93,253	-93,253	-100%
49820 JLA Buyer Payments						-854,730	323,321	-323,321	-100%
49820.1 JLA Outstanding Buyers Payments							7,919	-7,919	-100%
Total 49820 JLA Buyer Payments						-854,730	331,239	-331,239	-100%
Total 49812 JLA Buyer Income						-927,437	424,493	-424,493	-100%
Total 49605 JLA Revenues	550	11,947	-11,397	-95%	154,000	-978,891	56,977	-56,427	-99%
49710 Veggie Auction Revenue						-11,149			
49720 Veggie Add-ons						-2,460			

The information contained in this report is provided for informational purposes only and is not intended to substitute for obtaining accounting, tax, or financial advice from a professional accountant. Any tax advice contained in this report is not intended to be used for the purpose of avoiding penalties under tax law. While we use reasonable efforts to furnish accurate and up-to-date information, we do not warrant that any information contained in or made available through this report is accurate, complete, reliable, current or error-free. We assume no liability or responsibility for any errors or omissions in the content of this report or delivered information.

Profit and Loss

Humboldt County Fair Association

	Dec 24	Dec 24 Budget	Budget to Actual \$ Variance	Budget to Actual % Variance	2024 Budget	FY24 Variance to Budget	Dec 23	CY vs PY \$ Variance	CY vs PY % Variance
49725 Veggie Auction Commission						-6,186			
Total 49710 Veggie Auction Revenue						-19,795			
49900 Dairy Heifer Auction Revenue						-26,580			
49910 Dairy Add-Ons						-4,750			
49915 Dairy Heifer Auction Commission						-1,478			
Total 49900 Dairy Heifer Auction Revenue						-32,808			
Total 49600 Auction Revenues	550	11,947	-11,397	-95%	154,000	-1,032,243	56,977	-56,427	-99%
Total Other Income	550	11,947	-11,397	-95%	154,000	-1,032,243	56,977	-56,427	-99%
Other Expense									
90000 Depreciation Expense							113,437	-113,437	-100%
95000 Junior Livestock Auction Expenses									
95100 JLA - Contracted Services					40,000	-9,015			
95200 JLA - Supplies	493		493		25,000	12,563	493		
95400 JLA Scholarship Expense						-3,000			
95500 JLA Seller Expenditures									
95500.1 Harvesting & BBQ Fees							34,850	-34,850	-100%
95500.4 JLA Seller Payments	1,316		1,316			-1,106,879	1,494	-178	-12%
Total 95500 JLA Seller Expenditures	1,316		1,316			-1,106,879	36,344	-35,028	-96%
96000 JLA BBQ Expense						-19,731			
Total 95000 Junior Livestock Auction Expenses	1,809		1,809		65,000	-1,126,062	36,344	-34,535	-95%
Total Other Expense	1,809		1,809		65,000	-1,126,062	149,780	-147,972	-99%

The information contained in this report is provided for informational purposes only and is not intended to substitute for obtaining accounting, tax, or financial advice from a professional accountant. Any tax advice contained in this report is not intended to be used for the purpose of avoiding penalties under tax law. While we use reasonable efforts to furnish accurate and up-to-date information, we do not warrant that any information contained in or made available through this report is accurate, complete, reliable, current or error-free. We assume no liability or responsibility for any errors or omissions in the content of this report or delivered information.

Profit and Loss

Humboldt County Fair Association

	Dec 24	Dec 24 Budget	Budget to Actual \$ Variance	Budget to Actual % Variance	2024 Budget	FY24 Variance to Budget	Dec 23	CY vs PY \$ Variance	CY vs PY % Variance
Net Profit	24,267	-74,296	98,563	-133%	-41,921	-21,220	-135,488	159,755	-118%

The information contained in this report is provided for informational purposes only and is not intended to substitute for obtaining accounting, tax, or financial advice from a professional accountant. Any tax advice contained in this report is not intended to be used for the purpose of avoiding penalties under tax law. While we use reasonable efforts to furnish accurate and up-to-date information, we do not warrant that any information contained in or made available through this report is accurate, complete, reliable, current or error-free. We assume no liability or responsibility for any errors or omissions in the content of this report or delivered information.

Profit and Loss

Humboldt County Fair Association

	Jan 24 - Dec 24	Jan-Dec 24 Budget	Budget vs Actual \$ Variance	Budget vs Actual % Variance	Jan 23 - Dec 23	CY vs PY \$ Variance	CY vs PY % Variance
Income							
31200 Local (Base) Allocation	39,500		39,500		38,800	700	2%
31900 Capital Project Reimbursement Funds					97,750	-97,750	-100%
41000 Admission Revenue							
41010 Regular Fair Admissions	332,645	329,000	3,645	1%	336,365	-3,720	-1%
41020 Discounted Fair Admissions	16,325	44,900	-28,575	-64%	32,114	-15,789	-49%
41030 JL Wristbands	4,820	6,900	-2,080	-30%	7,015	-2,195	-31%
Total 41000 Admission Revenue	353,790	380,800	-27,010	-7%	375,494	-21,704	-6%
41500 Commercial Space Revenue							
41510 Outside Commercial Space	24,646	21,050	3,596	17%	19,050	5,596	29%
41520 Inside Commercial Space	23,515	22,375	1,140	5%	23,125	390	2%
Total 41500 Commercial Space Revenue	48,161	43,425	4,736	11%	42,175	5,986	14%
42100 Carnival Revenue							
42101 Regular Carnival Revenue	65,265	77,000	-11,735	-15%	77,313	-12,048	-16%
42110 Pre-Sale Carnival Revenue	33,215	69,000	-35,785	-52%	69,435	-36,220	-52%
Total 42100 Carnival Revenue	98,480	146,000	-47,520	-33%	146,748	-48,268	-33%
42200 Concessions Revenue							
42201 Food Concessions	131,885	140,000	-8,115	-6%	139,208	-7,323	-5%
42250 Alcohol Concessions	228,192	269,000	-40,808	-15%	209,392	18,800	9%
42300 Non-Food Concessions	1,800	15,000	-13,200	-88%	14,232	-12,432	-87%
Total 42200 Concessions Revenue	361,877	424,000	-62,123	-15%	362,832	-955	0%
43000 Exhibits Revenue							
43100 Entry Fees	46,996	20,000	26,996	135%	11,856	35,140	296%
43200 Donated & Sponsored Awards	20,570	15,500	5,070	33%	15,115	5,455	36%
43300 Guidebook Advertising		1,000	-1,000	-100%	300	-300	-100%
43500 Junior Livestock Exhibit Revenue	1,710		1,710		1,710		
Total 43000 Exhibits Revenue	69,275	36,500	32,775	90%	27,271	42,004	154%
45000 Horse Racing Revenue							
45200 Track Commissions		2,550	-2,550	-100%	404,931	-404,931	-100%

The information contained in this report is provided for informational purposes only and is not intended to substitute for obtaining accounting, tax, or financial advice from a professional accountant. Any tax advice contained in this report is not intended to be used for the purpose of avoiding penalties under tax law. While we use reasonable efforts to furnish accurate and up-to-date information, we do not warrant that any information contained in or made available through this report is accurate, complete, reliable, current or error-free. We assume no liability or responsibility for any errors or omissions in the content of this report or delivered information.

Profit and Loss

Humboldt County Fair Association

	Jan 24 - Dec 24	Jan-Dec 24 Budget	Budget vs Actual \$ Variance	Budget vs Actual % Variance	Jan 23 - Dec 23	CY vs PY \$ Variance	CY vs PY % Variance
45300 Racing Program & Forms Sales	7,692	9,000	-1,308	-15%	8,151	-459	-6%
45500 Other Live Racing Revenue	1,822	250	1,572	629%	436	1,386	318%
45510 Box Seat Revenue	26,475	23,600	2,875	12%	24,100	2,375	10%
45520 Race Sponsor Revenue	11,200	15,000	-3,800	-25%	11,550	-350	-3%
45600 AB 763 Overlap Fees					15,229	-15,229	-100%
45700 CARF Commission Revenue	909,664	550,000	359,664	65%		909,664	
Total 45000 Horse Racing Revenue	956,853	600,400	356,453	59%	464,398	492,455	106%
47000 Miscellaneous Fair Revenue							
47100 Fair Parking	52,194	60,000	-7,806	-13%	51,040	1,154	2%
47200 Jr. Fair Board	940	800	140	18%	816	124	15%
47700 JL Camping Fees	11,465	10,500	965	9%	12,856	-1,391	-11%
47800 Sponsorships	233,733	220,000	13,733	6%	202,705	31,027	15%
47900 Other Miscellaneous Fair Revenue							
47901 Art Sales	1,240	1,000	240	24%	983	257	26%
47902 Fair Merchandise	4,432	7,000	-2,568	-37%	5,203	-771	-15%
47903 Vendor Application Fee	2,250	1,250	1,000	80%		2,250	
47904 Vendor Concession Commissions	732	1,500	-768	-51%	1,412	-680	-48%
47905 Special Event Revenue	11,915		11,915			11,915	
47907 Chili Cookoff		7,000	-7,000	-100%	7,310	-7,310	-100%
47908 Other Fair Time Camping	10,457	9,000	1,457	16%	9,000	1,457	16%
Total 47900 Other Miscellaneous Fair Revenue	31,026	26,750	4,276	16%	23,908	7,119	30%
Total 47000 Miscellaneous Fair Revenue	329,358	318,050	11,308	4%	291,325	38,033	13%
47005 Miscellaneous Non-Fair Programs	39,079		39,079			39,079	
47005.1 Fernstock Income (deleted)		26,900	-26,900	-100%	22,056	-22,056	-100%
Total 47005 Miscellaneous Non-Fair Programs	39,079	26,900	12,179	45%	22,056	17,023	77%
48000 Interim Revenue							
48100 Rental of Buildings	54,425	55,000	-575	-1%	51,563	2,862	6%

The information contained in this report is provided for informational purposes only and is not intended to substitute for obtaining accounting, tax, or financial advice from a professional accountant. Any tax advice contained in this report is not intended to be used for the purpose of avoiding penalties under tax law. While we use reasonable efforts to furnish accurate and up-to-date information, we do not warrant that any information contained in or made available through this report is accurate, complete, reliable, current or error-free. We assume no liability or responsibility for any errors or omissions in the content of this report or delivered information.

Profit and Loss

Humboldt County Fair Association

	Jan 24 - Dec 24	Jan-Dec 24 Budget	Budget vs Actual \$ Variance	Budget vs Actual % Variance	Jan 23 - Dec 23	CY vs PY \$ Variance	CY vs PY % Variance
48105 Arlington Rental Revenue	45	10,500	-10,455	-100%		45	
48200 Grounds Rental	17,810	22,000	-4,190	-19%	19,955	-2,145	-11%
48201 RV Camping Interim Revenue	92,966	140,000	-47,034	-34%	125,982	-33,017	-26%
48202 Stall & Arena Rental Income	23,740	22,500	1,240	6%	20,803	2,937	14%
48203 RV & Boat Storage	50,843	45,563	5,280	12%	40,682	10,160	25%
48300 Equipment Rentals	4,060	1,200	2,860	238%	625	3,435	550%
48400 Interim Concession Revenue	3,775	5,000	-1,225	-25%	2,875	900	31%
48401 Alcohol Sales & Concessions (non-fair)		1,000	-1,000	-100%	890	-890	-100%
48501 Damage Reimbursement & Fees (deleted)	200	1,000	-800	-80%	700	-500	-71%
48503 Insurance Processing Fee	1,155	1,000	155	16%	540	615	114%
48601 Damage Fees Charged	160		160			160	
48700 Other Interim Revenues	175		175		-5,314	5,488	-103%
Total 48000 Interim Revenue	249,354	304,763	-55,409	-18%	259,302	-9,948	-4%
49500 Other Operating Revenue	517		517			517	
49520 Non-Fair Donations & Sponsorships	214	1,000	-786	-79%	400	-186	-47%
49540 Other Operating Revenue	148,046	137,350	10,696	8%	1,123	146,923	13087%
49550 Prior Year Revenue					-5,600	5,600	-100%
Total 49500 Other Operating Revenue	148,776	138,350	10,426	8%	-4,077	152,854	-3749%
Total Income	2,694,504	2,419,188			2,124,074		
Cost of Goods Sold							
Total Cost of Goods Sold							
Gross Profit	2,694,504	2,419,188			2,124,074		
Expense							
50000 Administration Expense			160,278	11%		405,490	25%
50100 Admin Salaries - Permanent	269,981	218,520			145,975		
50110 Admin Salaries - Accrued PTO			51,461		6,491	124,006	
50200 Admin Salaries - Temporary	6,680	55,000			58,268	-6,491	1910%
50300 Admin Compensated Absences			-48,320			-51,588	-11%

The information contained in this report is provided for informational purposes only and is not intended to substitute for obtaining accounting, tax, or financial advice from a professional accountant. Any tax advice contained in this report is not intended to be used for the purpose of avoiding penalties under tax law. While we use reasonable efforts to furnish accurate and up-to-date information, we do not warrant that any information contained in or made available through this report is accurate, complete, reliable, current or error-free. We assume no liability or responsibility for any errors or omissions in the content of this report or delivered information.

Profit and Loss

Humboldt County Fair Association

	Jan 24 - Dec 24	Jan-Dec 24 Budget	Budget vs Actual \$ Variance	Budget vs Actual % Variance	Jan 23 - Dec 23	CY vs PY \$ Variance	CY vs PY % Variance
50320 Admin Payroll Taxes	24,465	34,043			17,120		
50325 Penalty/Prior Year Payroll Taxes			-9,578		1,667	7,345	
Total 50320 Admin Payroll Taxes	24,465	34,043			18,787	-1,667	441%
50330 Admin Worker's Comp Insurance	14,795	25,220	-9,578		41,791	5,678	-9%
50400 Admin Contracted Professional Services	66,879	80,000	-10,425	-38%	113,723	-26,997	14%
50500 Directors' Expenses	207	1,500	-13,121	-13%	1,264	-46,844	-24%
50600 Employee Travel, Recruitment & Training	6,441	3,000	-1,293	-875%	3,270	-1,058	-3705%
50700 Office Supplies	10,909	9,000	3,441	-43%	8,541	3,171	-32%
50701 Computer Software & Supplies	35,098	26,000	1,909	38%	31,320	2,367	37%
50702 Credit Card & Bank Fees	37,835	25,000	9,098	7%	24,165	3,778	8%
50703 QuickBooks CC Payments Fees	8,269	4,500	12,835	36%	4,510	13,670	16%
50800 Telephone & Postage	46,237	39,000	3,769	285%	37,759	3,759	303%
50900 Dues & Subscriptions	11,531	6,500	7,237	10%	6,344	8,478	10%
51000 Insurance (General Liability)	54,482	45,000	5,031	111%	44,804	5,186	134%
51010 Insurance (Vehicle)	1,870	2,600	9,482	11%	2,559	9,677	12%
51050 Property Taxes	10,500	49,000	-730	365%	48,277	-690	378%
51200 Unemployment Insurance		275	-38,500	-1%	276	-37,777	-1%
51400 Current Year Bad Debt Expense	3,707		-275	-14000%		-276	-13675%
51500 Other Administration Expense	529	1,700	3,707		1,636	3,707	
Total 50000 Administration Expense	610,414	625,858	-1,171	218%	599,761	-1,107	227%
52000 Maintenance & General Operations			-15,444	0%	21,608	10,653	0%
52100 Maint Salaries - Permanent	126,944	195,000			81,896	-21,608	49%
52109 Maint Salaries - Accrued PTO			-68,056		4,649	45,047	-26%
52110 Custodial Work-Temporary		28,750			28,753	-4,649	969%
52200 Maint Salaries - Temporary	73,920	70,000	-28,750		70,078	-28,753	-16%
52220 Maintenance Payroll Taxes	20,018	33,011	3,920	-41%	18,472	3,843	-41%
52230 Maintenance Worker's Comp Insurance	14,795	25,220	-12,993	12%	31,297	1,547	21%

The information contained in this report is provided for informational purposes only and is not intended to substitute for obtaining accounting, tax, or financial advice from a professional accountant. Any tax advice contained in this report is not intended to be used for the purpose of avoiding penalties under tax law. While we use reasonable efforts to furnish accurate and up-to-date information, we do not warrant that any information contained in or made available through this report is accurate, complete, reliable, current or error-free. We assume no liability or responsibility for any errors or omissions in the content of this report or delivered information.

Profit and Loss

Humboldt County Fair Association

	Jan 24 - Dec 24	Jan-Dec 24 Budget	Budget vs Actual \$ Variance	Budget vs Actual % Variance	Jan 23 - Dec 23	CY vs PY \$ Variance	CY vs PY % Variance
52300 Maint Contracted Professional Services	11,906	55,500	-10,425	-52%	16,207	-16,502	5%
52500 Maintenance Equipment Rental	8,655	3,500	-43,594	-19%	3,394	-4,302	-102%
52800 Light, Heat, Water & Power	144,947	129,600	5,155	-1246%	127,955	5,261	-127%
52900 Equipment Maintenance	6,650	9,000	15,347	4%	9,931	16,992	4%
53000 Buildings & Grounds Maintenance	53,314	70,000	-2,350	171%	69,396	-3,281	171%
53100 Trash Removal, Clean-up	34,850	36,000	975		35,707	975	
53150 RV Camping Expense	975		-16,686	-3%		-16,082	-5%
53200 Maintenance Supplies	36,950	35,000	1,950	6%	9,300	27,650	297%
53300 Special Repairs Under \$5K Contractors (1099)	639	6,500	639		3,129	-2,490	-80%
			-6,500	-100%	13,251	-13,251	-100%
Total 52000 Maintenance & General Operations	534,563	697,081	-162,518	-23%	545,022	-10,460	-2%
54000 Publicity Expenses					150	-150	-100%
54200 Publicity Contracted Professional Services					1,500	-1,500	-100%
54400 Advertising Expense	27,133	25,000	2,133	9%	28,820	-1,687	-6%
54500 Promotional Expense		200	-200	-100%			
Total 54000 Publicity Expenses	27,133	25,200	1,933	8%	30,470	-3,337	-11%
56000 Attendance Expense							
56101 Attendance Salaries - Temporary	50,892		50,892		45,622	5,270	12%
56120 Attendance Payroll Taxes	6,336		6,336		5,550	786	14%
56200 Attendance Contracted Professional Services	47,772	57,000	-9,228	-16%		47,772	
56300 Attendance Supplies	5,299		5,299			5,299	
56400 Attendance Other Expenses	4,057		4,057			4,057	
56401 Attendance Rentals-Tent, Restrooms, other	13,999	1,000	12,999	1300%		13,999	
Total 56000 Attendance Expense	128,354	58,000	70,354	121%	51,172	77,182	151%
57000 Miscellaneous Fair Expense	1,457		1,457		8,002	-6,544	-82%

The information contained in this report is provided for informational purposes only and is not intended to substitute for obtaining accounting, tax, or financial advice from a professional accountant. Any tax advice contained in this report is not intended to be used for the purpose of avoiding penalties under tax law. While we use reasonable efforts to furnish accurate and up-to-date information, we do not warrant that any information contained in or made available through this report is accurate, complete, reliable, current or error-free. We assume no liability or responsibility for any errors or omissions in the content of this report or delivered information.

Profit and Loss

Humboldt County Fair Association

	Jan 24 - Dec 24	Jan-Dec 24 Budget	Budget vs Actual \$ Variance	Budget vs Actual % Variance	Jan 23 - Dec 23	CY vs PY \$ Variance	CY vs PY % Variance
57100 Parking Contracted Services	22,665	17,000	5,665	33%	16,100	6,565	41%
57200 Fair Bar Expenses		80,000	-80,000	-100%	79,280	-79,280	-100%
57210 Bartender-Temporary	29,784	20,000	9,784	49%	20,261	9,523	47%
57220 Bartender Payroll Taxes	3,708	2,500	1,208	48%	2,563	1,145	45%
57230 Fair Bar Alcohol	81,759		81,759		81,759		
57240 Fair Bar Other	6,310		6,310		6,310		
Total 57200 Fair Bar Expenses	121,562	102,500	19,062	19%	102,104	19,457	19%
57300 Fair Merchandise Expense	2,130	8,000	-5,870	-73%	8,031	-5,900	-73%
57500 Dairy Heifer Sale	1,474	1,600	-126	-8%	1,524	-50	-3%
57700 Sponsorship Expense	22,190	12,000	10,190	85%	12,707	9,483	75%
57800 Other Misc Fair Expense	2,940		2,940		33,244	-30,304	-91%
57900 Commercial Exh & Concessions Expense	9,414	11,000	-1,586	-14%	7,728	1,686	22%
80040 EMT/First Responder Salaries-Temporary	3,534	6,500	-2,966	-46%	6,469	-2,935	-45%
80050 EMT/First Responder Payroll Taxes	453	820	-367	-45%	818	-365	-45%
Total 57000 Miscellaneous Fair Expense	187,820	159,420	28,400	18%	196,727	-8,908	-5%
58000 Premium Expense							
58100 Cash Premium Awards	26,881	20,000	6,881	34%	19,994	6,887	34%
58200 Exhibit Awards (trophies, ribbons)	11,959	10,000	1,959	20%	9,197	2,762	30%
58500 Other Premium Expense					21	-21	-100%
Total 58000 Premium Expense	38,841	30,000	8,841	29%	29,213	9,628	33%
63000 Exhibits Expense							
63101 Exhibits Salaries - Temporary	30,577	41,000	-10,423	-25%	24,024	6,553	27%
63120 Exhibits Payroll Taxes	3,807	3,000	807	27%	3,039	768	25%
63200 Judges (non JLA)	10,204	5,000	5,204	104%	7,776	2,428	31%
63300 Exhibits Contracted Professional Services	6,270		6,270		25,154	-18,884	-75%
63400 Exhibit Supplies	3,218	2,500	718	29%	2,475	742	30%

The information contained in this report is provided for informational purposes only and is not intended to substitute for obtaining accounting, tax, or financial advice from a professional accountant. Any tax advice contained in this report is not intended to be used for the purpose of avoiding penalties under tax law. While we use reasonable efforts to furnish accurate and up-to-date information, we do not warrant that any information contained in or made available through this report is accurate, complete, reliable, current or error-free. We assume no liability or responsibility for any errors or omissions in the content of this report or delivered information.

Profit and Loss

Humboldt County Fair Association

	Jan 24 - Dec 24	Jan-Dec 24 Budget	Budget vs Actual \$ Variance	Budget vs Actual % Variance	Jan 23 - Dec 23	CY vs PY \$ Variance	CY vs PY % Variance
63600 Exhibits Decorations	1,193	4,000	-2,807	-70%	3,133	-1,940	-62%
63700 Other Exhibits Expense	10,172	1,000	9,172	917%	4,269	5,903	138%
Total 63000 Exhibits Expense	65,441	56,500	8,941	16%	69,871	-4,430	-6%
65000 Horse Racing Expense		12,000	-12,000	-100%	9,208	-9,208	-100%
65100 Horse Racing Salaries - Union	89,116	50,000	39,116	78%	37,006	52,110	141%
65200 Horse Racing Salaries- Non Union	25,363	45,000	-19,637	-44%	40,025	-14,662	-37%
65210 Horse Racing Employee Benefits (ER share)	2,689	3,600	-911	-25%	2,819	-130	-5%
65220 Horse Racing Payroll Taxes	14,131	10,000	4,131	41%	9,745	4,386	45%
65300 Horse Racing Contracted Professional Services	128,154	100,000	28,154	28%	93,453	34,701	37%
65301 CARF Management Fees	983	1,100	-117	-11%	1,100	-117	-11%
65302 CARF Commission Bill Back	589,130	515,000	74,130	14%	364,391	224,738	62%
65400 Horse Racing Supplies	17,245	23,500	-6,255	-27%	23,532	-6,287	-27%
65700 Horse Racing Equipment Rental	31,089	500	30,589	6118%	587	30,502	5195%
65800 Other Horse Racing Expense	63,330	55,000	8,330	15%	44,356	18,975	43%
Total 65000 Horse Racing Expense	961,230	815,700	145,530	18%	626,222	335,007	53%
66000 Fair Entertainment Expense					9,000	-9,000	-100%
66200 Fair Entertainment Contracted Professional Services	62,608	38,000	24,608	65%	27,200	35,408	130%
66300 Fair Entertainment Supplies	1,329		1,329			1,329	
66700 Other Fair Entertainment Expense	2,000		2,000		1,189	811	68%
Total 66000 Fair Entertainment Expense	65,937	38,000	27,937	74%	37,389	28,548	76%
66009 Misc. Non Fair Events	39,345		39,345			39,345	
66009.1 Fernstock Expenses		25,850	-25,850	-100%	26,287	-26,287	-100%
Total 66009 Misc. Non Fair Events	39,345	25,850	13,495	52%	26,287	13,058	50%
72300 Major Equipment Purchases under \$5K	30,600	10,500	20,100	191%	37,083	-6,483	-17%

The information contained in this report is provided for informational purposes only and is not intended to substitute for obtaining accounting, tax, or financial advice from a professional accountant. Any tax advice contained in this report is not intended to be used for the purpose of avoiding penalties under tax law. While we use reasonable efforts to furnish accurate and up-to-date information, we do not warrant that any information contained in or made available through this report is accurate, complete, reliable, current or error-free. We assume no liability or responsibility for any errors or omissions in the content of this report or delivered information.

Profit and Loss

Humboldt County Fair Association

	Jan 24 - Dec 24	Jan-Dec 24 Budget	Budget vs Actual \$ Variance	Budget vs Actual % Variance	Jan 23 - Dec 23	CY vs PY \$ Variance	CY vs PY % Variance
80000 Prior Year Operating Expense Adjustment	20,172	5,000	15,172	303%	23,219	-3,047	-13%
80010 Prior Year General Expense Adjustments	17		17		10	7	70%
80020 Prior Year Bad Debt Expense		3,000	-3,000	-100%	3,949	-3,949	-100%
Total 80000 Prior Year Operating Expense Adjustment	20,189	8,000	12,189	152%	27,177	-6,989	-26%
85000 Cash Shortages & Overages	-1		-1		-4	3	-77%
85100 Ticket Sales Over/Under	2		2		2		
85900 Other Cash Over/Under	448		448		448		
Total 85000 Cash Shortages & Overages	449		449		-4	453	-11608%
Payroll Expenses					171	-171	-100%
Employee Reimbursements					254	-254	-100%
Taxes	34		34		7,676	-7,641	-100%
Wages	38		38		20,405	-20,367	-100%
Total Payroll Expenses	73		73		28,507	-28,434	-100%
Unapplied Cash Bill Payment Expenditure			160,278	5%		405,490	7%
Total Expense	2,710,387	2,550,109	115,038	-788%	2,304,897	164,940	220%
Net Operating Income	-15,883	-130,921	1,032,243	0%	-180,823	-397,729	0%
Other Income							
49600 Auction Revenues	750		-93,300	-32%	700		
49605 JLA Revenues	700	94,000	-29,660	508%		-1,845	6970%
49700 JLA Other Revenue	340	30,000	152,284		2,185	152,284	
49705 JLA Add-ons	152,284		27,710			-3,740	25%
49730 JLA Harvesting Fee's & Fine Processing Collected	27,710		7,730		31,450	7,730	
49750 JLA BBQ Presale Income	7,730		-14,810	5%		-14,311	5%
49800 JLA BBQ Income	15,190	30,000	1,500		29,501	1,500	
49810 JLA BBQ Ticket No Sell Fine	1,500						
49812 JLA Buyer Income			72,707			-20,546	-606%

The information contained in this report is provided for informational purposes only and is not intended to substitute for obtaining accounting, tax, or financial advice from a professional accountant. Any tax advice contained in this report is not intended to be used for the purpose of avoiding penalties under tax law. While we use reasonable efforts to furnish accurate and up-to-date information, we do not warrant that any information contained in or made available through this report is accurate, complete, reliable, current or error-free. We assume no liability or responsibility for any errors or omissions in the content of this report or delivered information.

Profit and Loss

Humboldt County Fair Association

	Jan 24 - Dec 24	Jan-Dec 24 Budget	Budget vs Actual \$ Variance	Budget vs Actual % Variance	Jan 23 - Dec 23	CY vs PY \$ Variance	CY vs PY % Variance
49815 JLA Auction Commission	72,707		854,730		93,253	-564,934	-1%
49820 JLA Buyer Payments	854,730				1,419,664	-7,919	-7234%
49820.1 JLA Outstanding Buyers Payments			854,730		7,919	-572,853	-42%
Total 49820 JLA Buyer Payments	854,730		927,437		1,427,583	-593,400	-30%
Total 49812 JLA Buyer Income	927,437		978,891	7%	1,520,837	-451,082	1%
Total 49605 JLA Revenues	1,132,891	154,000	11,149		1,583,973	11,149	
49710 Veggie Auction Revenue	11,149		2,460		2,460		
49720 Veggie Add-ons	2,460		6,186		6,186		
49725 Veggie Auction Commission	6,186		19,795		19,795		
Total 49710 Veggie Auction Revenue	19,795		26,580		26,580		
49900 Dairy Heifer Auction Revenue	26,580		4,750		4,750		
49910 Dairy Add-Ons	4,750		1,478		1,478		
49915 Dairy Heifer Auction Commission	1,478		32,808		32,808		
Total 49900 Dairy Heifer Auction Revenue	32,808		1,032,243	670%		-397,729	-25%
Total 49600 Auction Revenues	1,186,244	154,000	1,032,243	731%	1,583,973	-397,729	-26%
Total Other Income	1,186,244	154,000	1,126,062		1,583,973	-414,956	
Other Expense							
2022 Other Operating Expense						-113,437	
90000 Depreciation Expense					113,437		
95000 Junior Livestock Auction Expenses			9,015	-31%	8,207	8,207	-29%
95100 JLA - Contracted Services	49,015	40,000	-12,563	12%	40,807	-11,754	12%
95200 JLA - Supplies	12,437	25,000	3,000		24,191	3,000	
95400 JLA Scholarship Expense	3,000						
95500 JLA Seller Expenditures						-34,850	
95500.1 Harvesting & BBQ Fees					34,850		
95500.2 JLA Commissions			1,106,879			-285,854	-23%

The information contained in this report is provided for informational purposes only and is not intended to substitute for obtaining accounting, tax, or financial advice from a professional accountant. Any tax advice contained in this report is not intended to be used for the purpose of avoiding penalties under tax law. While we use reasonable efforts to furnish accurate and up-to-date information, we do not warrant that any information contained in or made available through this report is accurate, complete, reliable, current or error-free. We assume no liability or responsibility for any errors or omissions in the content of this report or delivered information.

Profit and Loss

Humboldt County Fair Association

	Jan 24 - Dec 24	Jan-Dec 24 Budget	Budget vs Actual \$ Variance	Budget vs Actual % Variance	Jan 23 - Dec 23	CY vs PY \$ Variance	CY vs PY % Variance
95500.4 JLA Seller Payments	1,106,879		1,106,879		1,392,733	-320,704	
Total 95500 JLA Seller Expenditures	1,106,879				1,427,583		
95600 Seller Paid Fees			19,731			19,731	
96000 JLA BBQ Expense	19,731		1,126,062			-301,519	
Total 95000 Junior Livestock Auction Expenses	1,191,062	65,000			1,492,581		
Reconciliation Discrepancies			1,126,062	33%		-414,956	11%
Total Other Expense	1,191,062	65,000	21,220		1,606,018	182,167	
Net Profit	-20,701	-41,921			-202,868		

The information contained in this report is provided for informational purposes only and is not intended to substitute for obtaining accounting, tax, or financial advice from a professional accountant. Any tax advice contained in this report is not intended to be used for the purpose of avoiding penalties under tax law. While we use reasonable efforts to furnish accurate and up-to-date information, we do not warrant that any information contained in or made available through this report is accurate, complete, reliable, current or error-free. We assume no liability or responsibility for any errors or omissions in the content of this report or delivered information.

Balance Sheet

Humboldt County Fair Association

	Dec 24	Nov 24	CM vs PM \$ Variance	Dec 23	CY vs PY \$ Variance
Assets					
Current Assets					
Bank Accounts					
11000 Cash - Unrestricted					
11300 US Bank Operating Acct (#4664)	498,895	476,727	22,168	606,465	-107,570
11400 US Bank Premium Acct (#4854)	555	584	-29	1,809	-1,254
11500 US Bank Payroll Acct (#5356)	990	990		990	
Total 11000 Cash - Unrestricted	500,440	478,301	22,139	609,264	-108,823
12000 Cash - Restricted					
12100 US Bank Dairy Heifer Replacement (#0027)	10,432	10,432		9,459	973
12200 US Bank JLA Custodial Acct (#4648)	95,287	96,650	-1,363	124,313	-29,026
12300 US Bank JLA Operating (#5548)	77,218	87,211	-9,993	53,206	24,012
Total 12000 Cash - Restricted	182,938	194,293	-11,356	186,978	-4,041
12500 Petty Cash	655	655		655	
Total 12500 Petty Cash	655	655		655	
Total Bank Accounts	684,033	673,250	10,783	796,242	-112,209
Accounts Receivable					
13100 Accounts Receivable (A/R)	117,917	122,112	-4,195	75,444	42,474
Total Accounts Receivable	117,917	122,112	-4,195	75,444	42,474
Other Current Assets					
12800 Payments to deposit	7,130	2,679	4,451	4,087	3,043
Credit Card Receivables	90	90			90
Prepaid Expense - Docyt	26,129	16,450	9,679		26,129
Total Other Current Assets	33,349	19,219	14,130	4,087	29,262
Total Current Assets	835,299	814,580	20,719	875,772	-40,474
Fixed Assets					
19200 Buildings & Improvements	4,459,452	4,459,452		4,459,452	
19201 Accumulated Depreciation-Building & Improvements	-3,935,553	-3,935,553		-3,935,553	
19300 Equipment	246,457	246,457		242,422	4,035
19301 Accumulated depreciation-Equipment	-242,422	-242,422		-242,422	
19500 Leasehold Improvements	944,303	944,303		944,303	
19501 Accumulated Depreciation-Leasehold Improvements	-368,011	-368,011		-368,011	
19502 Eco Green Project (PGE)	134,809	134,809		134,809	
Total Fixed Assets	1,239,035	1,239,035		1,235,000	4,035
Other Assets					
Total Other Assets					
Total Assets	2,074,334	2,053,616	20,719	2,110,772	-36,438
Liabilities and Equity					

The information contained in this report is provided for informational purposes only and is not intended to substitute for obtaining accounting, tax, or financial advice from a professional accountant. Any tax advice contained in this report is not intended to be used for the purpose of avoiding penalties under tax law. While we use reasonable efforts to furnish accurate and up-to-date information, we do not warrant that any information contained in or made available through this report is accurate, complete, reliable, current or error-free. We assume no liability or responsibility for any errors or omissions in the content of this report or delivered information.

Balance Sheet

Humboldt County Fair Association

	Dec 24	Nov 24	CM vs PM \$ Variance	Dec 23	CY vs PY \$ Variance
Liabilities					
Current Liabilities					
Accounts Payable					
21200 Accounts Payable (A/P)	64,013	54,579	9,433	6,320	57,693
Accounts Payable - Docyt	-361	291	-652	40,905	-41,267
Total Accounts Payable	63,652	54,870	8,782	47,225	16,426
Credit Card					
21600 US Bank CC (#2921)	140	260	-120	519	-379
21610 US Bank CC 2818	1,181	2,581	-1,400		1,181
Total Credit Card	1,321	2,841	-1,520	519	802
Other Current Liabilities					
21000 TOT Tax Liability Account	151	54	97		151
22100 Payroll Liabilities					
22200 Federal Payroll Taxes Payable				-73	73
Total 22100 Payroll Liabilities				-73	73
22400 Admin Accrued PTO	6,491	6,491		6,491	
22410 Maintenance Accrued PTO	4,649	4,649		4,649	
22800 Deferred Revenue	2,335	9,860	-7,525	11,206	-8,871
22900 CFSA Insurance Fees Collected	5,086	5,086		1,150	3,936
24100 Guaranteed Deposits				7,805	-7,805
24200 Stall Rental Deposits	600	525	75	375	225
Total Other Current Liabilities	19,312	26,665	-7,353	31,603	-12,291
Total Current Liabilities	84,285	84,376	-92	79,348	4,937
Long-Term Liabilities					
24500 Eco Green Project Loan (PGE)	90,597	94,054	-3,457	112,340	-21,744
Total Long-Term Liabilities	90,597	94,054	-3,457	112,340	-21,744
Total Liabilities	174,881	178,430	-3,548	191,688	-16,807
Equity					
25100 JLAC Net Res (Reserve)	32,997	32,997		32,997	
25200 Racing Incentive Fund (Reserve)	9,830	9,830		9,830	
29000 Inves in Cap Assets	1,213,624	1,213,624		1,213,624	
29100 Unrestricted Net Assets	913,560	913,560		913,560	
Net Income	-20,701	-44,968	24,267	-202,868	182,167
Opening balance equity	-99,876	-99,876		-99,876	
Retained Earnings	-149,982	-149,982		51,817	-201,798
Total Equity	1,899,453	1,875,186	24,267	1,919,084	-19,631
Total Liabilities and Equity	2,074,334	2,053,616	20,719	2,110,772	-36,438

The information contained in this report is provided for informational purposes only and is not intended to substitute for obtaining accounting, tax, or financial advice from a professional accountant. Any tax advice contained in this report is not intended to be used for the purpose of avoiding penalties under tax law. While we use reasonable efforts to furnish accurate and up-to-date information, we do not warrant that any information contained in or made available through this report is accurate, complete, reliable, current or error-free. We assume no liability or responsibility for any errors or omissions in the content of this report or delivered information.

Cash Flow Statement

Humboldt County Fair Association

	Dec 24	Nov 24	CM vs PM \$ Variance	Dec 23	CY vs PY \$ Variance
Operating Activities					
Net Income	24,267	-71,095	95,361	-135,488	159,755
Adjustments to Net Income					
13100 Accounts Receivable (A/R)	4,195	-706	4,900	-52,327	56,522
19201 Accumulated Depreciation-Building & Improvements				49,878	-49,878
19501 Accumulated Depreciation-Leasehold Improvements				63,559	-63,559
21000 TOT Tax Liability Account	97	35	62		97
21200 Accounts Payable (A/P)	9,433	32,405	-22,971		9,433
21400 Credit Card (#8957) (deleted-1)				518	-518
21500 Credit Card (#9093)				-581	581
21600 US Bank CC (#2921)	-120	118	-238	200	-320
21610 US Bank CC 2818	-1,400	2,581	-3,981		-1,400
22400 Admin Accrued PTO				6,491	-6,491
22410 Maintenance Accrued PTO				4,649	-4,649
22800 Deferred Revenue	-7,525	-3,220	-4,305	-229	-7,296
22900 CFSA Insurance Fees Collected		520	-520	115	-115
24100 Guaranteed Deposits		-500	500	1,205	-1,205
24200 Stall Rental Deposits	75		75		75
Accounts Payable - Docyt	-652	-42,230	41,579	-24,541	23,889
Prepaid Expense - Docyt	-9,679	-8,352	-1,327		-9,679
Uncategorized Asset				5,600	-5,600
Total Adjustments to Net Income	-5,576	-19,350	13,774	54,536	-60,113
Total Operating Activities	18,691	-90,445	109,136	-80,952	99,643
Investing Activities					
Total Investing Activities					
Financing Activities					
24500 Eco Green Project Loan (PGE)	-3,457		-3,457	-1,728	-1,728
Total Financing Activities	-3,457		-3,457	-1,728	-1,728
Net Cash Increase For Period	15,234	-90,445	105,679	-82,680	97,914

The information contained in this report is provided for informational purposes only and is not intended to substitute for obtaining accounting, tax, or financial advice from a professional accountant. Any tax advice contained in this report is not intended to be used for the purpose of avoiding penalties under tax law. While we use reasonable efforts to furnish accurate and up-to-date information, we do not warrant that any information contained in or made available through this report is accurate, complete, reliable, current or error-free. We assume no liability or responsibility for any errors or omissions in the content of this report or delivered information.

A/R Aging December 31st, 2024

	Current	1 - 30	31 - 60	61 - 90	91 and Over	Total
Alioune Jioum TGM					1,375.00	1,375.00
Alissa Clear		100.00				100.00
Allen Aldrich					15,000.00	15,000.00
Allen Ehlers		95.00				95.00
Alto Equipment					100.00	100.00
Ann Jones		-475.00				-475.00
Bart Silvers	-95.00					-95.00
Beatriz Cuenca	1,215.00					1,215.00
Blue Milsap (JLA)					903.00	903.00
Bob Hoopes		-95.00				-95.00
Bryce T Bell			270.00			270.00
Bureau of Land Managment					25.00	25.00
Charlene Larsen				14.40		14.40
Chris Cisper			2.64			2.64
Cindy Olsen					25.00	25.00
Dean Petersen	-95.00					-95.00
Devin Ailpatric				-8.80		-8.80
Dona Kahrs			139.20			139.20
Dry Camping				-2.20		-2.20
Dustin Hurst			18.50		-18.50	
Falcon International Co.					25.00	25.00
Fat Anne's Bakery & Bistro					500.00	500.00
Flavors of East Africa					25.00	25.00
Fortuna Optometry (JLA)					250.00	250.00
Green Wired					1,000.00	1,000.00
Hamari's Shave Ice					25.60	25.60
Hanna & Joe Sample					-49.10	-49.10
Hometown Store					25.00	25.00
Horse Race Offsite Betting AR					78,949.12	78,949.12
Humboldt Co Republican Party					75.00	75.00
International Foods					25.00	25.00
James Monroe					55.00	55.00
Jared Sousa					68.40	68.40
Jason Sells		85.00				85.00
Jeannine Brandenburg		-85.00				-85.00
Jeff Griffith					270.00	270.00
John Doerner		-550.00				-550.00
Kathy Riddle				94.40		94.40
Lawrence Dwight					2,500.00	2,500.00
Marooned Inc DBA Scaregrounds	300.00	4,739.70				5,039.70
Matt Nilsen		-95.00				-95.00
Mejia Curios					25.00	25.00
Miscellaneous - A/R Reconcile	-114,733.52	107,208.52	-3,720.00	-103,488.52	117,068.62	2,335.10
Miscellaneous JLA					6,711.83	6,711.83
Native Sons of the Golden West		50.00	50.00	50.00		150.00
Norman & Wendy Sotomayor	-95.00					-95.00
Note Creative			155.00			155.00
Pete Dulik	-95.00					-95.00
Ralph Dyer	-95.00					-95.00
Recology (JLA)					54.00	54.00
Richard Hutchison		135.00				135.00

A/R Aging
December 31st, 2024

	Current	1 - 30	31 - 60	61 - 90	91 and Over	Total
RV Camping-CC				44.80	1,765.40	1,810.20
Scott Foster					75.00	75.00
Scott Griswold	-285.00					-285.00
Stephanie Beauchaine					75.00	75.00
Stephens Candles			165.00			165.00
Steve Strombeck	95.00					95.00
Tammy Benson		-120.00				-120.00
Zaruk Hayes	-95.00					-95.00
Zoe Wise		95.00	95.00			190.00
TOTAL	-113,978.52	111,088.22	-2,824.66	-103,295.92	226,928.37	117,917.49

A/P Aging
December 31st, 2024

	Current	1 - 30	31 - 60	61 - 90	91 and Over	Total
Amazon Prime	60.62					60.62
Answering Innovations		80.35				80.35
Blue Star Gas/Sequoia Gas	4,220.59					4,220.59
California Fair Services Authority	9,679.32	8,352.33	8,097.33			26,128.98
CRT 495 Fund		46.99				46.99
CRT SEIU FUND		29.34				29.34
Del Oro Water Company	3,002.30				29.54	3,031.84
Eureka Broadcasting Co., Inc.	320.00					320.00
Eureka Oxygen Co	46.06					46.06
Ferndale Tech	2,829.13					2,829.13
Frontier Communications	126.68					126.68
Lost Coast Communications, Inc.			350.00			350.00
Nilsen Feed & Grain Co.	801.64					801.64
PG&E	3,482.59					3,482.59
Pitney Bowes	270.68					270.68
Recology Eel River Fortuna	17,875.16					17,875.16
Scinto Group LLC					3,500.00	3,500.00
T.G. Razooly		240.00				240.00
The Farm Shop	103.08					103.08
Wells Fargo Financial Leasing, Inc.	107.79					107.79
TOTAL	42,925.64	8,749.01	8,447.33		3,529.54	63,651.52

01/27/2025

2025 Draft Budget
To Be Distributed at the Meeting